

BIG BALER - LB324 / LB334 / LB424 / LB434

CASE II
AGRICULTURE



THE LB SERIES – TOP QUALITY IN EVERY BALE

The exterior appearance of the new LB series reflects the completely new design. All key component areas have been revised or redeveloped. These include an extremely rugged central frame and a new pickup and rotor system for efficient crop gathering and transfer to the bale chamber. Case IH development engineers have kept some of the proven components from the previous LB series, including the extremely reliable double knotter system. Productive and reliable harvesting, from loose swath to compact bales.



LB 324 AND LB 334 – IDEAL FOR THE LIVESTOCK FARMER

Perfect for baling hay and grass silage, capable of forming a high quality, easily transportable 80x70cm or 80x90cm bale for long term storage. Available with a fine cut option.

LB 424 – FOR MEDIUM SIZE FARMING OPERATIONS AND CONTRACTORS.

Producing 120x70cm high density bales for straw, silage and hay, available with a fine cut rotor option for grass silage. Available with a fine cut option.

LB 434 – THE SUPERSIZE BALER.

Designed for high capacity harvesting of all crop types and capable of producing 120x90cm silage, hay and straw bales max. 2.6 metres in length, the most stable size for economic transportation.

MODEL	LB 324	LB 334	LB 424	LB 434
Bale chamber measurements	80x70x260	80x90x260	120x70x260	120x90x260
width x height x length (cm)	●	●	●	●
Standard baler (no cutting equipment)	●	●	●	●
Packer Cutter	●	●		
Rotor Cutter	●	●	●	●

● Available

TAKE A WALK AROUND. THE CONCEPT

High performance big balers from Case IH, the advanced-look LB series balers not only suit the customer business, they are also stuffed with modern features to meet your business challenges, now and well into the future.



MAXIMUM PRODUCTIVITY FROM DAY ONE

The Case IH AFS monitor continuously supervises and displays all key baler functions, including the knotters. New on LB models is a visual steering aid to assist operators in picking up very small and/or irregular swaths and ensure uniform, sturdy bales are formed even in difficult conditions. On the AFS Pro 700 monitor, images from several video cameras can be displayed simultaneously. It is also possible to operate the balers through the terminals of ISOBUS-compatible tractors.



MORE PICKUP PERFORMANCE

The new high-speed pickup with stronger tines for improved feeding and additional feed roll for high speed work in all crops and conditions. The pickup has up to 2.40m working width. A swath windguard, available in a rake or roller version and manually-adjustable to match crop conditions, works with an additional intake auger plus central feed roller to ensure rapid and loss-free material transfer, even with bulky harvest material.



SAFE TRANSPORT AND SOIL PROTECTION

For maximum road safety Case IH big balers feature suspension systems for excellent handling. On and off the road they offer a wide choice of tyres to match your working conditions. There is a choice of either a single axle or tandem axle, with steered rear axle. The large tyres in combination with the steered tandem axle reduce soil pressure and protect the regrowth of the next crop. In spite of their higher performance and capacity, new LB series balers feature a very compact construction, and even on 600mm-wide tyres they are less than 3m wide. Transport speeds of up to 60kph are possible on the road, depending on local regulations.





FULLY INTEGRATED RELIABILITY

The proven and extremely reliable double knotter system on the new machines offers an optional new compressed air cleaning system to ensure reliability by keeping knotters clear of dust and debris. This is in addition to the improved current knotter cleaning system and is used for extreme dusty conditions, often experienced in drier countries.



THE PERFECT BALE IN UNDER 60 SECONDS

Whatever the crop—light hay, dry straw or the first silage cut with heavy material, rich in sucrose, LB big balers will consistently form the right bale in perfect condition for bedding or feeding. With four models in the range and different crop cutter knife options you can choose the chopping system for your needs and bale dimensions to suit your farming or contract operation. Renowned bale density can be easily adjusted from the tractor seat using the AFS-monitor regardless how fast the baler operates.



MORE CONSISTENT BALES PER HOUR

High pickup speed and a 14% increased plunger speed allows for higher capacity baling to capture the crop in time – always at the required density and consistent bale shape to suit all rehandling requirements.



SIMPLE, EASY AND VIRTUALLY MAINTENANCE FREE

Case IH LB balers have been designed to give trouble free operation for many seasons and to require the minimum of service and maintenance. Direct access to all major components is provided by the high-opening panels that lift upwards supported by gas assisted cylinders. Storage compartments with the ability to store up to 32 twine balls are enough for a days high capacity baling.

MAXIMUM PRODUCTIVITY FROM DAY ONE.

Whether you use the ISOBUS terminal in your tractor or the Case IH performance monitor, the baler's standardized software and intuitive operator interface keeps you in total control from the moment you start to bale. Fine tuning adjustments can be made on-the-move without leaving the tractor seat and the self-diagnostic alarm system will keep you fully informed should any problem occur.



TOTAL CONTROL: The monitor display gives you an overview of operating status at-a-glance. You get maximum productivity even with drivers new to Case IH LB balers because the operator interface is so clearly laid out that it is virtually self-explanatory. In addition, once the baler is set up, you never have to change any settings if you use a different tractor – the control system remains the same whether you use the Case IH monitor or any ISOBUS tractor terminal.

Transport mode: PTO speed, hours worked, number of bales plus lubrication and additional operational information can be displayed on-screen. With this mode selected the flashing warning beacon works automatically.

Work mode: Above 600rpm PTO speed the screen changes automatically; the beacon is switched off and the knotter fans and lubrication system switched on.

Warning signals at a glance. In Work mode, a series of automatic alarms monitor twine condition and knife position. They also warn of any misties or shearbolt failures. For additional safety a sensor fitted to the end bale chute roller signals the last bale drop.



SMOOTH CROP FLOW – NO LOSSES

Case IH LB balers take the pressure out of working to tight schedules. The pickup is wide enough to handle the largest swaths placed by the combine, mower or rake. You can get started straightaway, with the confidence that the LB will meet expectations smoothly and efficiently. LB big balers offer robust pickups with widths between 1.98 and 2.4 metres that feature high strength steel pick-up tines. The entire crop is collected from the windrow and delivered to the pre-compression chamber in a smooth and continuous flow via two centering augers. The bale chamber is uniformly filled so that silage bales retain all their nutritional qualities and all bales retain their preset dimensions for effective transport and multilayer storage. Sensors guide the operator over the swath so that an even and consistent bale density is obtained on fields with small swaths.



QUICK AND EASY TO ADJUST

The fully adjustable pick-up flotation system can be adjusted without tools for superior field performance. The LB pickup works at the optimum height for crop collection with the minimum risk of crop damage. At headland turns the large gauge pickup wheels limit soil damage. To handle changing field conditions the hydraulic pickup lift features an adjustable flotation spring designed to stop the gauge wheels bouncing. **The roller wind guard can be adjusted manually when required to smooth out an uneven swath.**



EASY-ACCESS KNIFE BANK

Knife drawer slides out giving instant access for replacement and sharpening.



THE PERFECT BALE IN UNDER 60 SECONDS


Whatever the crop – light hay, dry straw or wilted fodder with long, short or fragile stems, LB big balers will consistently form the right bale in perfect condition for bedding or feeding. With four models in the range and different crop cutter knife options you can choose the right chopping system and bale dimensions to suit your farming or contract operation. Bale density can be easily adjusted from the tractor seat using the monitor.





BETTER HANDLING AND STORAGE

Neat and tidy fields and well stacked trailers and barns are the result of superb quality high density bales that are very easy to handle. The three dimensional compression system provides equal pressure from all sides so that consistent dense bales are guaranteed.



CONSISTENT DENSITY BALES

As soon the precompression chamber is filled to the required density the stuffer fork pushes the material upward into the bale chamber, this cycle is repeated until the correct bale length is achieved. During the bale forming process the bale chamber's three dimensional density system keeps the bale in shape. Each bale takes between 45 and 60 seconds to complete and is tied using a double knotting system for minimum wear and tear on the baling twine.

FIVE CROP CUTTER OPTIONS:	
0.80m bale	Packer Cutter – 6 knives
0.80m bale	Rotor Medium Cut – 9 knives
0.80m bale	Rotor Short Cut – 19 knives
1.20m bale	Rotor Medium Cut – 15 knives
1.20m bale	Rotor Short Cut – 29 knives

SMOOTH-RUNNING ROTOR/CUTTER


A massive rotor, available in two widths, uses a series of alternating long and short tines that help prevent rotor blockage. Up to 29 knives (depending on model) can be fitted for a short theoretical chop length of 40mm. This is designed to create tight and compact segments for easy distribution in the feeding troughs.

DOUBLE-KNOTTING: UNSURPASSED RELIABILITY

SAFE AND SURE


As the crop enters the bale chamber twine is fed from two separate balls to both the top and bottom of the bale. This system automatically reduces twine tension when working with heavy, resilient crops. Each bale has two knots on each twine, the first, which ties the two twine balls together in readiness to form the bale, and the second, which completes the bale once the desired length has been reached.

The knotters are fitted with a sensor to detect any break or mistie.



UP TO TWO BALE EJECTOR SYSTEMS INTEGRATED INTO ONE BALER


The standard bale ejection system cleans out the bale chamber. The additional partial bale ejection system only works at the rear – opening the side walls and allowing the completed bale to be ejected to allow the bale chute to be folded for transport on the road. The redesigned sidewalls of the compression chamber open up wide to allow any material to be expelled without blockage. This allows proper bale forming from the start after moving to a new field. With the uncompleted bale remaining in the baler chamber, the production of high quality bales can proceed from the start in the new field.



KNOTTING SYSTEM

Case IH LB balers feature four or six heavy duty double knotters (depending on the model) designed to deliver perfect knotting performance bale after bale. Powerful debris fans keep the knotters clear of dust and straw to ensure uninterrupted high performance baling. **The dust proof side cabinets are spacious enough to hold 32 balls of twine.**





All LB balers are equipped with roller-type bale chutes that can be folded away hydraulically for safe and easy transportation. Each roller on the chute is mounted in sealed bearings for smooth bale handling and an extended service life.

LIGHT ON THE FIELD AND FAST ON THE ROAD.

Case IH big balers feature axle suspension systems for excellent handling, and are available with a wide range of tyre choices to match your working conditions. Balers are available in either single or tandem axle format, and a steered rear axle option. This system has a 17° turning angle that acts automatically during baling for reduced scuffing when turning and protection of the sward. The steering system locks when reversing and during transport.





SIMPLE, EASY AND VIRTUALLY MAINTENANCE FREE.

Case IH LB balers have been designed to give trouble free operation and apart from routine lubrication and servicing they are maintenance free. **Direct access to all major components is provided by the wide-opening panels that lift upwards supported by gas assisted cylinders.** The entire baler has been engineered to provide immediate access when you need it to give you more time in the field and less time in the workshop.



CENTRALISED LUBRICATION SYSTEM

Automatic lubrication of bearings also available (automatic drive chain lubrication is standard).



LIGHTING THWE WAY


The standard lighting package on all LB balers features powerful working lights on both sides for those early starts!

MAINTAINING THE LEAD – ADVANCED FARMING SYSTEM FOR BALERS

The well known AFS farm management tool has been extended as an option to large square balers. Professional management of a farm is the difference between making a profit or losing money – important in our price driven world.



To supply up to date and accurate information to run the baling operation efficiently, **Case IH balers equipped with data collection systems supply detailed and summarized data on the parameters on each bale** (moisture, weight and location on field).



The information accurately reflects the bale count per field, as well as the total yield, making accurate accounting and planning possible. **The data can be expressed via a converter program, into a customizable table** showing the parameters of the bale down to the minutest detail (“slice” level) or in summarized form, whatever is required.



If the tractor baler combination is equipped **with an AFS 162 antennae**, the bale locations are defined and can be mapped with the relevant Case IH software, showing location of the bales and yields, allowing the bales to be collected by moisture level, weight or any other parameter.

CUSTOMIZE THE BALER FOR YOUR NEEDS.



Comfort package: Treat your operators well and they will treat the machines well:

• **A large dustproof toolbox** designed for outdoor use in tough field conditions, a top railing for the platform and a hand wash station to clean and freshen up.

• **Luxury light package including pickup lights and knottter lights to simplify baling and servicing at night.**



• **The moisture sensor** measures the internal moisture of the bale by utilizing a specialized set of bale length wheels.



• **Bale weighing kit** accurately measuring the bale weight. The bale weight is recorded and the operator has access to baler capacity and yields.

MORE THAN TRACTORS TO WORK FOR YOU: WE'VE GOT PEOPLE TO WORK WITH YOU.

When you buy a Case IH machine, you can be sure not only that you're buying the best product, but also that you've got the best dealer back-up behind you. Case IH dealers can offer advice on selecting the right machine, will ensure they deliver what you need when you need it, and will then continue to back you and your equipment with the service and spare parts backing you'd expect from a name as trusted as Case IH.

SKILLED BUSINESS ADVISOR AT YOUR DEALERSHIP DEMAND MORE FROM YOUR CASE IH DEALERSHIP.

Purchasing a standalone piece of new equipment? Keeping a whole fleet up-to-date? Whatever your size of operation, contact your local Case IH dealership for professional advice on your business needs. Case IH knows your farming needs best.



MAINTAIN THE PRODUCTIVITY OF YOUR INVESTMENT.

Case IH and its dedicated dealer network provide excellent support when you take delivery of your new machine and whilst it remains in your ownership. On the farm, you can rely on trained service professionals to maintain the productivity of your investment.




DO NOT RISK YOUR MACHINE'S LIFE BUY CNH INDUSTRIAL PARTS & SERVICE!

Protect the value of your investment. Behind every Case IH product stands an extensive parts logistics organisation, stocking parts for products both old and new. Choosing to fit genuine Case IH parts will maintain the safety, value and performance of your original investment.



MODELS	LB 324 STANDARD	LB 324 PACKER CUTTER	LB 324 ROTOR CUTTER	LB 334 STANDARD	LB 334 PACKER CUTTER	LB 334 ROTOR CUTTER	LB 424 STANDARD	LB 424 ROTOR CUTTER	LB 434 STANDARD	LB 434 ROTOR CUTTER
BALE DIMENSIONS										
Width & Height (cm)	80x70			80x90			120x70		120x90	
Maximum Length (cm)	260			260			260		260	
TRACTOR REQUIREMENTS										
Minimum PTO Power (kW/hp(CV))	75/102	80/110	95/130	75/102	80/110	95/130	85/114	105/141	90/122	110/150
Hydraulic distributors (single)	1	1	1	1	1	1	1	1	1	1
(double)	1	2	2	1	2	2	1	2	1	2
PICK-UP										
Width, effective (DIN 11220) (m)	1.98			1.98			2.23			
Gauge wheels	2, height adjustable without tools									
ROTOR/ CUTTER										
Maximum number of knives (depending on spec)	-	6	9 or 19	-	6	9 or 19	-	15 or 29	-	15 or 29
Knife removal	-	without tools	without tools	-	without tools	without tools	-	without tools	-	without tools
Knife activation, in - out	-	Hydraulic			Hydraulic			-	Hydraulic	-
Knife protection	-	Individual springs			Individual springs			-	Individual springs	-
FEEDING SYSTEMS										
Feeder	2 packer forks 6 single tines	3 packer forks 6 single tines	Rotor Width 800mm „W“ tine configuration	2 packer forks 6 single tines	3 packer forks 6 single tines	Rotor Width 800mm „W“ tine configuration	3 packer forks 9 single tines	Rotor Width 1200mm „W“ tine configuration	3 packer forks 9 single tines	Rotor Width 1200mm „W“ tine configuration
Fork type stuffer with	4 tines	6 tines	4 tines	4 tines	6 tines	4 tines	6 tines	6 tines	6 tines	6 tines
PLUNGER										
Speed (strokes/min)	48			48			48		48	
Length of stroke (mm)	710			710			710		710	
TYING SYSTEM										
Type	Double knot type									
Twine Type	110-150 M/kg, plastic									
Number of knotters	4	4	4	4	4	6	6	6	6	6
Knotter fans and type	2 Standard									
Knotter function alert	Performance monitor and visual									
Twine ball capacity	32			32			32		32	
BALE DENSITY CONTROL										
Proportional 3-way control	AFS Pro 300 or AFS Pro 700 monitor controlled									
Manual override	Standard									
TYRES										
With single axle	600/55-22.5 or 710/40-22.5									
With steered tandem axle	500/50-17									
	560/45R22,5 152D									
	-	-	620/50R22,5 154D	-	-	620/50R22,5 154D	-	620/50R22,5 154D	-	620/50R22,5 154D
BALER DIMENSIONS										
Length with chute raised (mm)	7570	7570	7600	7570	7570	7600	7570	7600	7570	7600
Height, single axle (mm)	3140	3140	3230	3140	3140	3230	3140	3230	3140	3230
Width (620/50 R22.5 tyres) (mm)	2580	2580	2580	2580	2580	2580	2950	2950	2950	2950
Width (710/40R22.5 R tyres) (mm)	2610	2610	2610	2610	2610	2610	2990	2990	2990	2990
Width with tandem axle (mm)	2570	2570	2570	2570	2570	2570	2950	2950	2950	2950
Weight, single axle (kg)	7250	7250	8400	7350	7350	8600	8450	9700	8650	9900
OTHER STANDARD AND OPTIONAL EQUIPMENT										
Automatic greasing system						Standard				
Bale release system						Standard				
Working lights						Standard				
Mud guard						Standard				
Hydraulic folding roller bale chute						Standard				
Printer						Optional				

 SAFETY NEVER HURTS!™ Always read the Operator's Manual before operating any equipment. Inspect equipment before using it, and be sure it is operating properly. Follow the product safety signs, and use any safety features provided.

This literature has been published for worldwide circulation. The standard and optional equipment and the availability of individual models may vary from one country to the next. Case IH reserves the right to undertake modifications without prior notice to the design and technical equipment at all times without this resulting in any obligation whatsoever to make such modifications to units already sold. Whilst every effort is made to ensure that the specifications, descriptions and illustrations in this brochure are correct at the time of going to press, these are also subject to change without prior notice. Illustrations may show optional equipment or may not show all standard equipment.

Case IH recommends **AXCELA** lubricants.

CNH International SA - Commercial Services Asia Pacific - Riva Paradiso, 14 - 6902 Paradiso-Lugano Switzerland - © 2014 CASE IH - Visit our website: www.caseih.com
Send us an e-mail: International@caseih.com - Published by CNH APAC Communications - Printed in Italy -01/14 - Cod. N. AP4302C/INB



