

# WD 3 SERIES SELF-PROPELLED WINDROWERS

**CASE IH**  
AGRICULTURE



## BE READY.

The demands on agriculture keep growing. Your challenge is to keep pace. Issues like government mandates, land use, global economic and population growth, alternative energy, global food security and financial markets impact your day-to-day decision-making. To keep up with these demands, you need equipment that will help you be ready. At Case IH, we stay one step ahead of these challenges by building equipment that offers unmatched power and performance, providing you with maximum uptime under all conditions, and an operator environment that helps you get through it.

**BE READY.**





**LEADING THE INDUSTRY**

**4-5**

**POWER AND PERFORMANCE**

**6-7**

**OPERATOR ENVIRONMENT**

**8-9**

**ROTARY DISC HEADERS**

**10-11**

**SICKLEBAR AND DRAPER HEADERS**

**12**

**MAXIMUM UPTIME**

**13**

**SERVICE AND SUPPORT**

**14**

**SYSTEMS APPROACH**

**15**

**PRODUCT SPECIFICATIONS**

**16-19**

## **WD 3 SERIES WINDROWERS— ONE WAY CASE IH IS HELPING PRODUCERS LIKE YOU BE READY.**

Time is short and you've got lots to do. And when it comes to hay production, the more you put up, the bigger your bottom line. With Case IH WD 3 Series self-propelled windrowers and matching high-capacity rotary disc headers, sickle heads, and draper heads, you've got the tools you need for guaranteed performance, reliability and value. Offering industry-leading features like independent hydraulic header flotation and one of the most comfortable cabs in the industry, Case IH WD 3 Series windrowers ensure that you'll be ready to make quick work of big fields.





## **PERFORMANCE**

“Performance” means more than just horsepower. Sure, that’s a big part of it, and that is why we offer a wide variety to suit your needs. But, being able to put up the most hay you can in a limited time window, and making sure that your quality stays high, is absolutely vital to your success. That’s why the Case IH WD 3 Series Self-Propelled Windrowers offer more than good-looking specs on paper. They promise great performance in the field, where it really matters.

## **RELIABILITY**

Day after day. Acre after acre. When the opportunity is there, you’ve got to be ready and able to get the job done. And you can be sure your WD 3 Series Windrower is ready when you are. That’s because Case IH engineers put these machines together with maximum uptime in mind. It’s a design philosophy that ensures you can minimize the time and energy you expend on maintenance and service, and maximize productive time in the field. Predictably. Reliably.

## **OPERATOR ENVIRONMENT**

At Case IH, we understand that a machine is only as productive as the person operating it. It’s hard enough to put in a long day cutting hay – let alone if you have a sore back and tired muscles. WD 3 Series Windrowers are designed to deliver comfort, convenience and more control over your environment to make those long days bearable.

## **VALUE**

Value is all about efficiency, profitability, and the best possible return on your equipment dollar. And that’s what the Case IH WD 3 Series Self-Propelled Windrowers are all about too. They’re engineered with the optimum combination of time-tested performance parameters and the latest design enhancements to ensure you cut more acres per hour, more acres per day on less fuel. Featuring more high-level standard features and designed to maximize your bottom line... that’s real value.

## PERFORMANCE ISN'T AN OPTION. IT'S STANDARD.

Whether you're cutting your crop or your customers' crops – you need to get a lot done in a tight time frame. The performance of Case IH WD 3 Series Windrowers starts with the most powerful engine and largest disc header available in the industry and extends to many other innovative, efficiency-improving features. The end result? An unmatched system that allows you to move faster through the field and cut more... all day, every day.





### POWER-PACKED ENGINES

The engines in Case IH WD 3 Series windrowers deliver the power to cut at the speeds these rugged machines are designed to handle. **Power-packed, tier 3, bio-diesel approved engines handle heavy loads, wet conditions and hillsides without slowdown, making every minute you spend in the field more productive.** And these engines are economical, allowing you to stay in the field all day long without refueling. With three horsepower levels to choose from, you'll find the right model for your application.



### BETTER SUSPENSION. BETTER PERFORMANCE.

**The smooth ride from the independent rear axle suspension lets you drive faster, increasing cutting speed, and allows you to get more done in a day.** Ideal for high-speed operating conditions – as when running a disc header – this suspension system also provides added protection for your windrower by reducing shock load to the chassis. **Single Cast Tail Wheel reduces dirt build up in muddy conditions improving performance.** This is standard equipment on draper-ready models.



### CUTTING TAKEN TO A SCIENCE

Perfect for cutting on terraces or borders, the Case IH WD1903 and WD2303 feature industry-exclusive independent lift arm flotation for the header.

**Adjustable from the cab, separate hydraulic systems for the left- and right-sides of the machine effectively work as a tilt allowing you to tailor the cut to the terrain on the go.**

WINDROWER					ROTARY DISC HEADERS				SICKLEBAR HEADERS				DRAPER HEADERS			
MODEL	kW	CYL	DISPLACEMENT	ASPIRATION	RD132	RD163	RD163*	RD193	HDX122	HDX142	HDX162	HDX182	DH212	DH252	DH302	DH362
WD1203	94 (126 HP)	4	4.5L (274 in <sup>3</sup> )	Turbo Air-to-Air Intercooling					●	●	●	●	●	●	●	●
WD1903	142 (190 HP)	6	7.5L (456 in <sup>3</sup> )	Turbo Air-to-Air Intercooling	●	●	●		●	●	●	●	●	●	●	●
WD2303	167.8 (226 HP)	6	7.5L (456 in <sup>3</sup> )	Turbo Air-to-Air Intercooling	●	●	●	●	●	●	●	●	●	●	●	●

\* Indicates Specialty

## PROVIDING YOU MORE CAB SPACE, BETTER VISIBILITY, INTUITIVE CONTROLS AND THE ULTIMATE IN CREATURE COMFORTS.

Looking for a comfortable, modern cab that offers many features? The cab on the WD 3 Series Windrower is for you. It offers industry-leading visibility with intuitive controls like the ergonomically-correct Multi-Function Propulsion lever, also used in the Case IH Axial-Flow® combines. The standard features will impress you – and the optional features will amaze you.



### CRITICAL INFORMATION AT EYE LEVEL

Narrow A-Posts increase visibility and the optional A-Pillar monitor puts critical machine information conveniently at eye level, so **you can monitor functions while remaining focused on the work in front of you.**

### ROOM TO LEARN

**You can't beat the convenience of the instructional seat – here's an option that makes it safe, easy, and convenient to train new operators.** Seat designed for instructional purposes only.



### OPTIMIZED COMFORT FOR THOSE LONG DAYS IN THE FIELD

Here's a perfect fit: the adjustable air suspension seat and ride suspension sensor adjusts to suit any operator and provides greater comfort and optimal control. **Optional cab suspension and the suspended rear axle promise to provide a smooth ride over the roughest terrain, leaving you less fatigued at the day's end.**



### INDUSTRY-LEADING CAB DESIGN

If you're looking for a comfortable, productive cab that offers many features, the deluxe cab on the WD 3 Series windrower is for you. **The deluxe cab offers a long list of industry-leading features that will increase your productivity and your bottom line.**

- Automatic Temperature Control
- A-Pillar Monitor Display
- Front and Rear Sunscreen
- Premium 4 speaker sound system
- Extra Quiet Cab kit with sound deadening



**A** MULTIFUNCTION PROPULSION LEVER

**B** CURVED CAB DESIGN PROVIDES SUPERIOR PANORAMIC VISIBILITY

**C** ADJUSTABLE AIR SUSPENSION SEAT

**D** ADJUSTABLE TILT AND TELESCOPING STEERING COLUMN

**E** ADJUSTABLE AND FLOATING ARMREST FOR ANY SIZE OPERATOR

**F** INSTRUCTIONAL SEAT

**G** OPTIONAL PREMIUM FOUR-SPEAKER SOUND SYSTEM (PG.8)

**H** OPTIONAL A-PILLAR MONITOR

## GET MORE OUT OF YOUR MACHINE.

The fact remains; a windrower is only as good as its header. Case IH has you covered. New Case IH RD 3 Series Rotary Disc Headers are designed for customers who demand high quality, nutrient rich hay, greater productivity, decreased operating costs, and reduced downtime.

### SIZE DOES MATTER

Nearly 19 percent wider than the competitions' largest rotary disc header, the RD193 cuts more hay in every pass – meaning less time, fewer passes and reduced fuel costs in every field. And if your operation doesn't need the size advantage of the 5.8 m (19-foot) RD193, you can opt for the 4.88 m (16-foot) RD163.





## REFINED WITH INTUITIVE DESIGN

The full-length auger provides optimal feeding from the cutterbar into the conditioning rolls. **Engineered with a positive feed design, the auger more effectively moves crop toward the center of the conditioning rolls for more even windrow formation.** Unlike some competitors, RD 3 Series Rotary Disc Headers do not force the cutter discs to spin toward the center to feed the conditioning rolls. Case IH uses counter rotating discs across the entire head, which provide optimal cut quality. These innovative Case IH headers are engineered to combine greater productivity with reduced power consumption.

## CONDITIONING CROP AFTER CUTTING

Interchangeable conditioning systems offer greater flexibility in any hay operation. They are ideal for the diverse producer who needs a system that delivers quality hay regardless of crop type. And Case IH offers a selection of conditioning systems – choose from an array of factory-installed conditioning module options. **These options include: rubber intermeshing chevron rolls, steel intermeshing chevron rolls, flail conditioner and high contact urethane rolls.** Chevron conditioning rolls evenly distribute the crop across the whole windrow, eliminating more material on the sides of the windrow. Case IH can also supply headers with no conditioner system.

## THE DEFINITION OF HEAVY-DUTY

Two heavy-duty knives on each disc on the rotary disc headers spin at 2,500 rpm to slice through heavy, tangled crops. Knives are reversible for twice the cutting life. **Not only do the RD 3 series rotary discs feature wider discs than the previous RD 2 series, but they are also equipped with even stronger components such as wider gears and larger cross shafts that are lubed to prevent wear.** Discs are austempered for extra hardness and durability in punishing conditions and the protective liner in the hood helps reduce rock damage. Modular cutterbar design features self-contained oil reservoirs with individual dipsticks which make fluid checks easy, eliminate cross contamination across the cutter bar and ensure maximum lubrication on inclines.

## QUICK AND EASY REPAIR


The Case IH Shock Protection Hub system makes in-field cutter bar module repair quick and easy, getting the grower back to work faster. **New shock hubs provide 42% greater shear strength than previous models.**




STEEL ROLL



RUBBER ROLL



FLAIL CONDITIONER



## LONGER. WIDER. BETTER.

These new headers feature larger diameter discs and longer knives than previous models. **The combination of larger discs and longer knives means you need lower RPMs to achieve the same tip speed – which allows you to do more work with less power.** The 18-degree pitch knives eliminate the need for lifters – and the associated maintenance and horsepower drain. And, the larger diameter cutter discs require less header tilt to achieve your desired cut height. That means reduced scalloping and a cleaner cut.

## CHOOSE WHAT WORKS FOR YOU.

Farm operations come in all types and sizes; so do headers for WD 3 Series Windrowers. The HDX 2 Series sicklebar headers offer an appropriate size for any customer who requires high quality cut hay, while the DH2 Series draper headers are ideal for crops including canola, wheat, flax, peas, lentils and forage. Whichever is best for you, the cost-effective productivity of Case IH intuitive innovation stands ready to work for you.



### HDX SICKLEBAR HEADERS

For quality hay-harvesting results, team a 3.7-, 4.3-, 4.9 or 5.5 m (12-, 14-, 16- or 18-ft.) HDX sicklebar header with one of the WD 3 self-propelled windrowers. Treat your hay to the smooth cutting and gentle handling of the Case IH sicklebar headers. HDX sicklebar headers use the counter-stroking action of dual sickles to shear crop cleanly, while the unique floating auger keeps the crop moving smoothly to the conditioning rolls.



### BOLT-ON KNIFE SECTIONS

Bolt-on knife sections are standard on all sicklebar models for easy field replacement if necessary. These over-serrated knife sections provide long life and a cleaner cut in most crop conditions. Double heat-treated range guards offer long life in tough conditions and superior resistance to rock damage.

### DH 2 SERIES DRAPER HEADERS

With its line of draper headers, Case IH continues to provide more choices to suit your operation. Ideal for swathing grain, cereals and specialty crops, these headers deliver high-capacity harvesting, efficient cutting action and smooth crop flow. Four models, with cutting widths from 6.4 to 11 m (21 to 36 ft.), plus a selection of double or single knives and double swath or standard decks, let you make quick work of a large acreage. Plus, the new Raptor draper belt features filament weave and 2-ply edges for maximum durability.

### IMPROVED CUTTER BAR SYSTEM

Provides enhanced cutting performance. Choose between the Case IH or Schumacher cutting systems best suited for your crop and conditions. All models feature the Schumacher hydraulically driven knife drive.



## MAKING THE MOST OF YOUR TIME.

When the crop is ready and the weather is cooperating – downtime is not an option. And when you're cutting, efficiency and productivity are pivotal. That's why Case IH WD 3 Series Windrowers make servicing simple, with quick, and easy and on-the-go productivity-enhancing features ensure you'll be making the most of your in-field time.



### MORE CONTROL FROM THE CAB

In-cab productivity features like the hydraulic header flotation system allow you to make adjustments on the fly, quickly responding to changing ground contours. You also can change header tilt from the cab with hydraulic cutterbar angle adjustment. With this feature, guard angle is adjustable from 6 to 12 degrees below horizontal for sicklebar headers, and 2 to 10 degrees below horizontal for disc headers.

### "RETURN-TO-CUT" ON DRAPER HEADERS

Simply by adjusting a stop cylinder on each lift arm, you can return to the pre-set cutting height after each turn in the field, or shorten or lengthen the "stop" cylinders to get to crop that is down.

### EASY HEADER CHANGE

WD 3 Series Windrowers can quickly adapt to sickle, draper or rotary disc heads in about 30 minutes, no tools required – and, no need to buy a different machine just to run a draper head to cut your small grains crop. **And if you have to transport, the quick-attach couplers make it simple and easy to detach the head.**



### SIMPLE SERVICEABILITY

Keeping your WD 3 Series Windrower hard at work in the field is easier than ever before. For one thing, the fuel fill can be easily reached from the ground. **No more climbing up steps, dragging hoses across the machine to fill the tank. And with a fuel capacity of 454 liters (120 gallons), you can work all day long.**



### SPEND LESS TIME SERVICING, MORE TIME PRODUCING

Side shields flip up for easy access to the engine. **From ground level, you easily can reach all key maintenance points, including fluid levels and filters.** And the fuses are located behind a panel inside the cab – a clean environment that protects them from corrosion.

### EASY ACCESS. EFFICIENT COOLING.

A rotary self-cleaning radiator screen, standard on all models, keeps air flowing without restriction to the radiator. A rotary wiper cleans the entire screen to remove dust and debris to allow for efficient engine cooling. Access is quick and easy with the hinged swing-out cover.



## IT'S LIKE HAVING A PARTNER BESIDE YOU ALL SEASON.

Case IH has added professionals in the field to support your operation – two out of three Case IH employees work right out where you do. Our dealers have the know-how to help you manage your equipment investment to get the most out of every dollar. Our parts and service technicians have the skills and expertise it takes to maintain your equipment and keep it operating at peak performance. And CNH Capital can work with you to customize financing solutions that fit your unique needs. It's an entire system with only one goal in mind – to keep you up and running, working the way you want.





## PARTS & SERVICE.

### Maintain the productivity of your investment.

Case IH and its dedicated dealer network provide excellent support when you take delivery of your new machine and whilst it remains in your ownership. On the farm, you can rely on trained service professionals to maintain the productivity of your investment.



## DEALER.

### Skilled business advisor at your dealership.

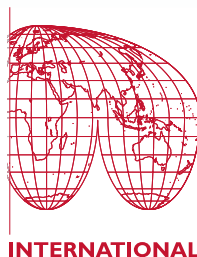
### Demand more from your Case IH dealership.

Purchasing a standalone piece of new equipment? Keeping a whole fleet up-to-date? Whatever your size of operation, contact your local Case IH dealership for professional advice on your business needs. Case IH knows your farming needs best.

# DO NOT RISK YOUR MACHINE'S LIFE. BUY CNH ORIGINAL PARTS!

**Protect the value of your investment.** Behind every Case IH product stands an extensive parts logistics organisation, stocking parts for products both old and new.

Choosing to fit genuine Case IH parts will maintain the safety, value and performance of your original investment.



WD 3 SERIES WINDROWERS	WD1203		WD1903	WD2303
Engine	4 cylinder, 4.5 L (274 cu. in.) w/Air-to-Air Intercooler		6 cylinder, 7.5 L (456 cu. in.) w/Air-to-Air Intercooler	6 cylinder, 7.5 L (456 cu. in.) w/Air-to-Air Intercooler
Fuel Injection Pump	Mechanical		Electronic	Electronic
Rated Horsepower	94 kW* (126 hp) @ 2,300 rpm		142 kW (190 hp) @ 2,100 rpm	167.8 kW (226 hp) @ 2,100 rpm
Batteries / Alternator*	(1) 12-Volt 925 CCA / 135 amp		(2) 12-Volt 650 CCA / 135 amp	
Fuel Capacity	454 L (120 gal.)			
Rotary Radiator Screen Cleaner	Standard			
Transmission	Dual Speed Hydrostatic			
Final Drive	Planetary Hubs			
Steering	Hydrostatic			
Speed Range	0–16.6 kph (0–10.3 mph) Working† 0–25 kph (0–15.5 mph) Road†	0–17.8 (0–11) Working§ 0–26.5 (0–16.5) Road§	0–17.8 (0–11) Working§ 0–26.5 (0–16.5) Road§	
<b>TIRES</b>				
Drive / Rear	18.4 x 26 Cleat; 480/80R26 Turf; 21L x 28 Cleat; 600/65R28 Cleat 14L x 16.1 8PR	16.9 x 28 Cleat; 18.4 x 26 Cleat; 480/80R26 Turf; 580/70R26 Turf; 21L x 28 Cleat; 600/65R28 Cleat	16.9 x 28 Cleat; 18.4 x 26 Cleat; 480/80R26 Turf; 580/70R26 Turf; 21L x 28 Cleat; 600/65R28 Cleat	
Parking Brake	Std. Console Switch Controlled			
Length with Header	7 102 mm (280 in.)	6 757 mm (266 in.)	6 757 mm (267 in.)	
Length w/o Header & Lift Arms	5 056 mm (199.1 in.)			
Height	3 372 mm (132.8 in.)†	3 432 mm (135.1 in.)§		
Wheelbase	3 419 mm (134.6 in.)†† or 3 485 mm (137.2 in.)§§	3 485 mm (137.2 in.)		
Front Tread Width	3 225 mm (127 in.)†	3 308 mm (130.2 in.)§		
Rear Tread Width (Adjustable)	2 286 mm (90 in.) / 2 667 mm (105 in.) / 3 048 mm (120 in.)			
Rear Axle Suspension	Optional			Standard
Rear Axle Ground Clearance	922 mm (36.3 in.)†/§§	1 001 mm (39.4 in.)§/§§		
Header Drive	Hydraulic			
Header Flotation	Hydraulic	Independent Hydraulic		
<b>HEADER TILT</b>				
Mechanical / Hydraulic	N/A / Standard			
Header Power Reverser	Standard			
<b>WINDROW SHIELDS</b>				
Manually Adjustable / Electrically Adjustable	Standard / Standard			
Single Lever Header Transport	Standard			
Weight w/o Header	4 966 kg (10,950 lbs.)	5 580 kg (12,300 lbs.)		
Cab Type	Deluxe, Curved Tinted Glass			
Cab Suspension	Standard			
Cab Air Filtration	Dual: 1 External Air Filter And 1 In-Cab Recirculation Filter			
Seat	Deluxe Air Suspension Seat With Fore/Aft Isolator, Lumbar Adjuster, Ride Dampening			
Instructor Seat	Standard			
<b>CAB FEATURES</b>				
Steering Wheel	Tilt and Telescoping			
Operator's Console	Floating			
2 Outside Mirrors and 1 In-Cab Rearview Mirror	Manual: Standard / Electric: Optional			
Air Conditioner	Standard: Manual Control / Optional: Automatic Control‡			
Heater	Standard: Manual Control / Optional: Automatic Control			
Windshield Wiper/Washer	Optional	Standard		
Monitor	Standard: In Console / Optional: In Console & A-Pillar‡			
Front/Rear Sunscreens	Optional‡			
Business Band Wiring Ready	Standard			
Radio-Ready with AM/FM Antenna, 2 Speakers & Mounting Slot	Standard / Optional: 4 Premium Speakers‡			
2 Additional Radio Communication Ports w/Mounting Slots	Standard			
1 Power Outlet / 1 EST** Port	Standard			
In-Cab Windrow Width Adjustment	Optional	Optional	Optional	

RD 3 SERIES ROTARY DISC HEADERS	RD132	RD163	RD193
COMPATIBILITY			
Windrower Model	WD1903 or WD2303		WD2303
HEADER			
Type	Hydrostatically Driven Header with Dual Hydraulic Header Drive Motors		
Cutting Widths	3.9 m (13 ft.)	4.9 m (16.1 ft.)	5.9 m (19.3 ft.)
Cutting Height	21–83 mm (0.85–3.3 in.)	16–83 mm (0.6–3.3 in.)	
Operating Weight	1 365 kg (3,010 lbs.)	1 995.8 kg (4,400 lbs.)	2 313 kg (5,100 lbs.)
Hood Liner	High-Density, Impact-Resistant Polyethylene		
CUTTERBED			
Disc Drive	Modular Disc-Drive		
Number of Discs	10		12
Maximum Disc Speed	3100	2500	
Cutterbar Type	Bevel-Gear, Individual Modules		
HAY CONDITIONER			
Removable Conditioning Rolls Module	Yes		
Rolls - Intermeshing Chevron	Rubber-on-Rubber or Steel-on-Steel		
Length	2.6 m (102 in.)		
Conditioning Roll Speed	920 rpm		
Roll Pressure	Single Crank Adjustable		
Roll Separation	Automatic On-the-Go		
AUGER			
Auger	N/A	Floating Auger 508 mm (20 in.) Diameter 177.8 mm (7 in.) Flighting, Slip Clutch Protected	
HYDRAULICS			
Hydraulic Adjustable Floation	Yes		
Hydraulic Adjustable Tilt Angle	Yes	Yes	Yes

\*Manufacturer's Estimate   †With 18.4 × 26 Front Tires   ‡With 31 × 13.5-15 Rear Tires   §With 23.1 × 26 Front Tires   §§With 14L × 16.1 Rear Tires   \*\*Electronic Service Tool (EST)   ‡Optional Deluxe Cab Package Upgrade Comment

HDX SICKLEBAR HEADERS	HDX122	HDX142	HDX162	HDX182
HEADER				
Cutting Width	3.73 m (12 ft. 3 in. )	4.34 m (14 ft. 3 in.)	4.95 m (16 ft. 3 in.)	5.56 m (18 ft. 3 in.)
Overall Width	4.34 m (14 ft. 3 in.)	4.95 m (16 ft. 3 in.)	5.56 m (18 ft. 3 in.)	6.17 m (20 ft. 3 in.)
Weight - Rubber Rolls	1 647 kg (3,630 lbs.)	1 770 kg (3,900 lbs.)	1 869 kg (4,120 lbs.)	1 983 kg (4,370 lbs.)
- Steel Rolls	NA	1 815 kg (4,000 lbs.)	1 015 kg (4,220 lbs.)	2 083 kg (4,470 lbs.)
CUTTERBAR				
Type	Timed Dual Counterstroking			
Drives	Right-Hand and Left-Hand Wobble with Shaft Drive			
Knives	Overseated, Bolted			
Guards	2-Tine, Double Hardened			
Angle Range	6–12 degrees			
Adjustable Skid Shoes	2	4		
Cutting Height Range	30.5–157 mm (1.2–6.2 in.)			
SICKLE DRIVE				
Type	Open Dual Wobble			
Speed	1,810 SPM			
Stroke	76 mm (3 in.)			
REEL				
Type	5-bat			
Adjustments	Fore/Aft and Vertical			
Speed - Std. Mech. Drive	52–83 RPM			
- Opt. Hyd. Drive	0–76 RPM			
Speed Adjustment	Variable Sheave			
Maximum Diameter	1 067 mm (42 in.)			
Drive	Belt and Chain			
Tine Bars	Segmented			
Cam-Bearings	31.75 mm (1.25 in.)			
Reel Bushings	25.4 mm (1 in.)	25.4 mm (2 in.)	25.4 mm (3 in.)	25.4 mm (4 in.)
CONDITIONER				
Type	Rubber-on-Rubber			
Roll Length (Crush Area)	2 591 mm (102 in.)	2 591 mm (103 in.)	2 591 mm (104 in.)	2 591 mm (105 in.)
Roll Diameter	263.5 mm (10.375 in.)			
Roll Drive	Spur Gearbox & PTOs			
Speed	717 rpm	718 rpm	719 rpm	720 rpm
Gap/Pressure Adjustments	Hand Cranks			
AUGER				
Type	Single, Floating			
Diameter	508 mm (20 in.)	508 mm (21 in.)	508 mm (22 in.)	508 mm (23 in.)
Floating Range	50.8 mm (2 in.)			
Flighting Depth	178 mm (5 in.)			
Speed	287 rpm (w/45T Driven Sprocket)	288 rpm (w/45T Driven Sprocket)	289 rpm (w/45T Driven Sprocket)	290 rpm (w/45T Driven Sprocket)
Windrow Width	910–2 438 mm (36–96 in.)	910–2 438 mm (36–96 in.)	910–2 438 mm (36–96 in.)	910–2 438 mm (36–96 in.)

DH 2 SERIES DRAPER HEADERS	DH212	DH252	DH302	DH362
HEADER				
Cutting Width	6.4 m (21 ft.)	7.6 m (25 ft.)	9.1 m (30 ft.)	11 m (36 ft.)
Approx. Weight (Includes Reel)	1 563 kg (3,445 lbs.)	1 726 kg (3,805 lbs.)	1 964 kg (4,330 lbs.)	2 225 kg (4,905 lbs.)
Cutting Height (Minimum)	25 mm (1.0 in.)*			
Standard Deck Windrow Width Opening	1.37 m (54 in.)	1.47 m (58 in.)		
Double Swath Windrow Width Opening	1.24 m (49 in.)	1.04 m (41 in.)		N/A
Transport Height (From Tip Of Guards To Ground)	1.02 m (40 in.)*		1.02 m (40 in.)	
CUTTERBAR				
Cutting System - Single Knife Drive	Schumacher Easy Cut with Spring Steel Guards and Bolted Sections			
- Double Knife Drive	Schumacher Easy Cut with Spring Steel Guards and Bolted Sections or Case IH Forged Steel Bolted Overserrated Sickle Sections and Adjustable Hold-Down Clips			
Knife Drive	Hydraulically-Driven, Planetary-Reduction Sickle Drive			
Sickles	1 or 2			
Sickle Speed	1,500 SPM			
Sickle Stroke	84 mm (3.31 in.)			
REELS				
Type	Steel Bat or Pick-Up with Steel or Plastic Fingers			
Speed Range	0–80 rpm			
Drive	Direct Hydraulic Drive w/45 cu. in. (.65 L) Motor Optional Dual Drive on DH302 and DH362			
Hydraulic Reel Vertical Adjustment	Standard			
Hydraulic Reel Fore/Aft Adjustment	Optional			
DRAPER BELTS				
Belt Width and Type	1.07 m (42 in.) Rubberized Polyester Belt With Fiberglass Reinforcement, Tie Bar End Connection			
Speed Range	130 m (0–426 ft.)/Min.			
In-Cab Draper Speed Control	Optional			
Angle	10–20 Degrees			
Double Swath Shift Means	Hydraulic			
VERSIONS AVAILABLE				
Single-Knife Drive, Standard Deck	N/A	Yes	Yes	N/A
Single-Knife Drive, Double Swath	N/A	Yes	Yes	N/A
Double-Knife Drive, Standard Deck	N/A	Yes	Yes	Yes
Double-Knife Drive, Double Swath	Yes	Yes	Yes	Yes

\*Manufacturer's Estimate



**SAFETY NEVER HURTS!™** Always read the Operator's Manual before operating any equipment. Inspect equipment before using it, and be sure it is operating properly. Follow the product safety signs, and use any safety features provided.

This literature has been published for worldwide circulation. The standard and optional equipment and the availability of individual models may vary from one country to the next. Case IH reserves the right to undertake modifications without prior notice to the design and technical equipment at all times without this resulting in any obligation whatsoever to make such modifications to units already sold. Whilst every effort is made to ensure that the specifications, descriptions and illustrations in this brochure are correct at the time of going to press, these are also subject to change without prior notice. Illustrations may show optional equipment or may not show all standard equipment.

Case IH recommends **AKCELA**™ lubricants

CNH International S.A. - Network Development & Advertising - Riva Paradiso, 14 - 6902 Paradiso-Lugano Switzerland - © 2012 CASE IH - Visit our website: [www.caseih.com](http://www.caseih.com)

Send us an e-mail: [International@caseih.com](mailto:International@caseih.com) - Published by CNH INTERNATIONAL SA. Communications & Advertising - Printed in Italy - 10/12 - Cod. N. IR2302C/INB

