

# AXIAL-FLOW®

230-SERIES - 7230 / 8230 / 9230 LUXURY CAB



# HARVEST YOUR SUCCESS





# INTRODUCTION

## **EFFICIENT COMBINING: TEAMWORK BETWEEN COMBINE AND OPERATOR**

Over the past 35 years Case IH has optimised the single in-line rotor design to ensure our machines excel in capacity, performance and efficiency. The success of your business is measured by the price you earn for your crop, and whatever the challenges of the growing season, you only have a single opportunity to get it from the field to the farm in perfect condition. No other combine does that as effectively as the Axial-Flow®.

---

## **ULTIMATE PERFORMANCE...**

New Axial-Flow® 230 series combines are a match for anything on the market when it comes to sheer output. With up to 571hp on tap and grain tanks that hold as much as 12,330 litres, capacity isn't in question. These are machines designed to put tonnes in the trailer as fast as possible – in all crops and all conditions. Single rotor technology has been pioneered by Case IH over 35 years ago and continuous development means it's now more gentle than ever before – not just on grain, but also on straw. These are the hallmarks of the latest Axial-Flow® rotor.

Case IH engineers understand that, whilst getting grain in the barn is the key to maximising income, fuel is one of farmers' biggest outlays, and that covering the ground quickly means nothing if it comes at the expense of excessive diesel consumption or increased grain losses. At the heart of the new Axial-Flow® series are engine, transmission and rotor refinements, combined with a new modern cab which allows the operator to extract all performance possible from every last drop of diesel and ensure long-lasting reliability of every component. According to independent sources, service and maintenance costs for Axial-Flow® combines are significantly lower than for competitor machines. It's proof of how Case IH is constantly seeking to reduce the impact of its equipment both on your wallet and on the environment.

## **EASY OPERATION**

Axial-Flow® combines have a reputation of a comfortable operator environment. By maintaining close contact to its combine owners, Case IH has introduced a new cab using modern technology to create the ideal environment for operators to concentrate on the work up front: High performance, cost effective harvesting without stress. One thing that hasn't changed is this commitment to simple, successful principles – in operation, in servicing and in the management of the machine.

## **A RICH TRADITION**

Single rotor combines were pioneered by Axial-Flow® engineers. We have over thirty-five years of experience behind us, and our belief in the single rotor principle for both threshing and separation is borne out in our dedication to the design. However, that means nothing without the backing of the thousands of farmers who have bought Axial-Flow® combines every year since their introduction. This brochure will tell you why we think Axial-Flow® is the way to go, but over 150,000 of those satisfied customers tell you a whole lot more.

# THE SUCCESS STORY

■ **1831**

Cyrus McCormick introduces the world's first successful reaper.

■ **1842**

Jerome Increase Case produces his first threshing machines in Racine, Wisconsin.

■ **1863**

J. I. Case and Company is founded in Racine.

■ **1915**

International Harvester builds its first combine.

■ **1977**

The first 1400 series Axial-Flow® combines are launched.



■ **1987**

A new special rotor design is launched to offer greater threshing performance and efficiency.



■ **1993**

The revised 1600 series, the third generation of Axial-Flow® combines, features the new Cross Flow fan system.



■ **2002**

The Axial-Flow® rotor is again improved, to offer better performance in robust crops such as rice and beans.



■ **2003**

Case IH is the first manufacturer in the business to use touch-screen technology to make combine operation simpler and more efficient, with the launch of the Advanced Farming System display.





The success of Case IH is based upon a strong past. As a result of continuous growth and development, today we are the second largest manufacturer of agricultural machinery in the world. Thanks to ongoing evolution and expansion of our range, Case IH now offers the widest ever portfolio of products to our customers.

## 2007

The 30<sup>th</sup> anniversary of the Axial-Flow® celebrates six generations of pioneering technology.



## 2008

The ST rotor, with its improved straw handling ability, maintains high throughput and grain quality whilst saving power and delivering better quality straw, even under high moisture conditions.



## 2011

The 150,000<sup>th</sup> Axial-Flow® combine leaves the production line in Grand Island, Nebraska.



## 2012

Case IH takes the next step in Axial-Flow® development, introducing new-generation machines featuring Efficient Power engines and completely new cabs offered in comfort and luxury versions.



# HOME OF THE **AXIAL-FLOW® COMBINE**




# GRAND ISLAND, NEBRASKA – A TRADITION OF LEADERSHIP

Case IH has powered agriculture for more than 160 years, and the Case IH brand represents a tradition of leadership. Its history is the culmination of the combined efforts of great agricultural equipment companies and brands, including Case, International Harvester and David Brown, to name a few. Each of those brands has played an important role in the history and evolution of Case IH. Over the years, many things have changed, but the legendary red brand will always represent a commitment to making agricultural producers successful.



## THE GRAND ISLAND FACILITY

is the CNH North America Combine Centre of Excellence. The state of art factory is considered one of the premier manufacturing facilities within CNH. Three distinct series of combines are manufactured on the same assembly line, making the Grand Island facility the only CNH plant to utilise mixed model production. Several business units make up the manufacturing portion of the Grand Island plant including fabrication, welding, paint and assembly. Each area uses modern technology to aid in the processes, including an automotive grade e-coat paint system, laser cells, robotic welders and wireless testing systems.



# DESIGNED AND BUILT FOR YOU

## **NEW AXIAL-FLOW® 7230, 8230 AND 9230**

combines are built for the biggest farms, the largest contractors, the highest yields and the most demanding owners and operators – and for the lowest operating costs in every case. At their heart is the proven principle of Axial-Flow® single rotor technology, and the benefits that it brings: thorough threshing, leading to lower losses, but with the gentlest of grain handling.



### **THE AXIAL-FLOW® ROTOR**

At the heart of Case IH 230 series combines is the latest Small Tube rotor, developed to boost throughputs and further improve threshing performance without compromising grain and straw quality, whatever the conditions, regardless of the crop being harvested.



### **AXIAL-FLOW® HEADERS: LEAVE NO GRAIN UNGATHERED**

Available in working widths up to 10.7m, Case IH grain headers are engineered specifically for the sort of heavy-strawed, damp conditions that can be a hallmark of European harvests. These are headers designed to exploit the full potential of what 230 series Axial-Flow® combines are capable of.





### COMPETITION-LEADING UNLOADING CAPACITY

With the high-capacity unloading option, which allows grain discharge rates up to 159l/sec, unloading time is greatly reduced, which is particularly welcome in high-yielding crop conditions, and improved work rates. And if you prefer to unload on the headland, you'll spend much less time doing so.



### INTEGRAL CHOPPER SLICES THROUGH STRAW

The combine's pass lays the path for next season's crop, whether you are chopping or baling your straw. The Axial-Flow®, straw chopper leaves an excellent foundation for next year's crop. Change over to swathing happens quickly to deliver clean, neat, easy-to-bale straw swaths.



### INCREASED TRACTION, NARROW TRANSPORT

When compared with wheels, the front track option for Axial-Flow combines boosts both tractive effort and flotation with a narrow transport width of just 3.5m on 610mm tracks.



### LUXURY CAB


There's no combine simpler or more comfortable to operate than the latest 230 series Axial-Flow®. The Multifunction Propulsion Control lever places all the key external functions in the palm of your hand, and for full control, the commands are grouped and arranged in the most ergonomic and logical position following the combine from front to back allowing easy management of all header functions and unloading auger operations.



### KEEP A CLOSE EYE ON PERFORMANCE

Case IH AFS Connect telematics systems allow you, from your farm office, to use wireless technology to monitor the performance of your harvest operation as it happens, and identify ways to improve its efficiency. You can also receive machine tracking and performance monitoring data, and even warning of any fuel theft, via SMS text message.


# HIGH TECH INSIDE



## ONE ROTOR FOR ALL CROPS AND CONDITIONS

At the heart of every Case IH Axial-Flow® 230 Series combine is the latest Small Tube version of the legendary Axial-Flow® rotor. It's been developed to improve threshing performance in all crops even further and boost throughput in damp conditions, regardless of crop type or moisture content, and without compromising grain and straw quality. The thorough yet gentle threshing that's a hallmark of the Axial-Flow® system playing a big part in protecting potential quality premiums.





# SINGLE ROTOR TECHNOLOGY

## FROM THE INVENTOR OF AXIAL-FLOW®

Single rotor threshing and separation is a Case IH specialty. We unveiled the first combine range based solely on this system more than three decades ago, and such has been its success that it remains core to our combine range today. But while the principle has remained unchanged, with each range development Case IH engineers have utilised the very latest technology available to meet future farming needs. Axial-Flow® 230 series combines benefit from that same forward thinking, and incorporate some of the very latest concepts not only in threshing and separation, but also in areas from cleaning to unloading, from engine enhancements to transmission technology. The end result is a combine range built not just to meet today's farming challenges – but to take on tomorrow's too.

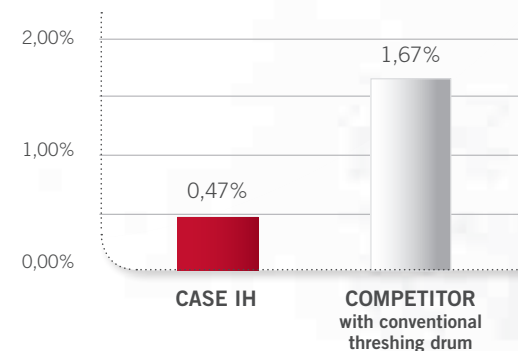
The grain-on-grain threshing action of Axial-Flow® not only limits grain losses in the field through more effective separation, but also ensures that what goes into the grain tank is unbruised and unbroken, protecting crop quality and adding revenue to your bottom line. There's no high-impact conventional drum like that used in conventional or hybrid combines, and the transition from threshing to separation is completely seamless. High centrifugal forces are achieved at low rotor speeds, but for tougher conditions it's simple to increase the rotor velocity.

Case IH engineers recognise that every grain is precious and that high outputs are no compensation for losing crop out of the back of the combine; that's why they go to great lengths to give you the best separation system in the business.

## HIGH GRAIN QUALITY

Evidence suggests that threshing and separation damage is substantially lower with the Axial-Flow® system when compared with hybrid threshing systems. The result is best-in-class grain quality, with fewer cracked grains meaning not only a better sample. Day in, day out, Case IH Axial-Flow® ST rotor combines consistently deliver high grain quality.

## AVERAGE CRACKED GRAIN CONTENT



Observed by:  
Agricultural Chamber of Upper Austria

Rasp bars are arranged in three spirals around the rotor, for improved threshing, better straw quality and reduced power consumption. Access to the rotor cage is possible from both sides of the machine, while lightweight interchangeable modules can be easily removed and changed for different crops.

# ULTIMATE **PRODUCTIVITY**



# GENTLE THRESHING MEANS MORE GRAIN, MAX QUALITY


- The gentle yet thorough Axial-Flow® system separates out more grain, and leaves it in the best possible condition.
- High quality grain and maximum yield both benefit your bottom line.
- Gentle movement of crop from elevator to transition cone – NO CROP ACCELERATOR NEEDED.
- Axial-Flow® rotor optimises crop flow for gentle threshing and increased throughput in tough conditions.
- Impeller design moves crop gently from feeding speeds of 10kph to threshing speed of 130kph in less than three seconds.
- Impeller moves more than 30m³/min of air, resulting in a cleaner, clearer view of the cutterbar, even at night in dusty conditions. It's an ST rotor exclusive feature.



# DESIGNED TO GATHER EVERY GRAIN

## 3000 SERIES HEADERS TO SUIT ALL CONDITIONS

The 3050 VariCut heavy duty headers are available in working widths of 6.1m, 7.6m, 9.1m and 10.7m. With their variable knife positioning, these headers master dry and wet harvesting conditions, regardless of the crop type or whether straw is short or long.



MODEL	HEADER TYPE	MIN.	MAX.
3050	variable	6.1m	10.7m



### SHARP AND SWIFT

Hydraulically-driven side-knives with 3050 headers for Case IH Axial-Flow® combines ensure clean cutting and smooth feeding of oil seed rape for maximum performance.



### PROVEN PERFORMANCE IN LAID CROPS

The reel lowers below the level of the knife, picking up laid crop, gently lifting it over the knife and preventing header losses.



### ADVANCED ELEVATOR DESIGN

But headers are only half the story when it comes to getting crop into the combine. The Axial-Flow® 230 series features high capacity elevators to improve the flow of crop to the ST rotor. Stones and other foreign material are pressed by a slip clutch protected roller into the stone trap, to prevent any damage to the combine. The large stone trap is conveniently emptied with a lever from the left side of the combine.



### PERFECT GROUND HUGGING

All Case IH headers feature Terrain Tracker™ as standard equipment. Designed to keep the header parallel to the ground and automatically hug the contours, it ensures a uniform cutting height over the full header width.



# HIGH CAPACITY CORN HEADERS

ESPECIALLY DESIGNED FOR AXIAL-FLOW® COMBINES



- Powerful performance.
- Superior reliability.
- Easier maintenance.
- Faster harvest speeds.
- Highest-quality corn harvesting.
- Especially designed for Axial-Flow® combines.
- Optional chopping unit available.



## EXPERT PERFORMANCE IN MAIZE

These hydraulically folding headers have been specifically designed for Axial-Flow® with strong shaft drivelines to ensure reliability. Cobs are precision picked and handled gently whilst the industry leading stalk chopper completes a perfect job. A consistent short chop length and even spreading of chopped material leaves a clean field behind.



## HEADER: CLEAN PICKING

Aggressive Rollers fitted with knives, positively pull the maize plant down and past the hydraulically adjustable deck plates, which gently strip off the cobs. The stalk chopper knives cover the length of the rollers, so all stalks get chopped. The cut residue is spread evenly across the row for uniform decomposition and to allow for trouble-free tillage operations.



HEADER TYPE	ROW SPACING		
	70cm	75cm	80cm
6 row rigid	•	•	•
6 row fold		•	•
8 row rigid	•		
8 row fold		•	•
12 row rigid	•	•	•



# THE HIGHEST GRAIN QUALITY





## THE CLEANING SYSTEM

Axial-Flow® 230 series combines are designed to put large quantities of clean, undamaged grain in the tank – and fast. Once crops are ripe and ready, we know your priority is to get them off the field and into store as quickly as possible.

A large and efficient cleaning system, regardless of harvesting conditions, is key to a clean grain sample and reduced losses, allowing you to operate to the combine's full capacity.

- Self-levelling cleaning system levels up to 12% to increase capacity on hillsides.
- Fully-adjustable pre-sieve means adaptability in all crops and conditions.



But it's not just the rotor that makes the Axial-Flow® different. The Cross Flow cleaning system which follows the separation process, uses chevron-shaped fins to create a uniform vortex along its axis to generate high volumes of air throughput. Unlike conventional systems, there are no air pockets created – distribution is consistent across the underside of the sieves – and fan speed is fully adjustable to cater for finer-seed crops.

The result is higher cleaning capacity, with sieves adjustable from the seat. Each sieve is able to operate at an ideal stroke length, and the opposing motions of the sieves cancel each other out, resulting in a smoothly operating cleaning shoe. Short straw is virtually eliminated, resulting in a cleaner grain tank sample.

### CASE IH TRI-SWEEP SYSTEM

The Case IH Tri-sweep system features an efficient way to manage returns in the cleaning system. The threshed out material is thrown onto the grain pan for stratification and cleaning. There is no extra load or reduction of capacity for the rotor.

Two paddle wheels rub the tailings against hardened wear plates to release stubborn grain. The third paddle wheel delivers the rethreshed crop to the grain pan for cleaning.



MORE IN THE TANK,  
**MORE IN THE BANK**





# GRAIN TANK

There's only one way to describe the grain tanks on the latest Axial-Flow® combines – cavernous. These tanks are more than capable of handling the high quantities of grain that 230 series Axial-Flow® machines can quickly harvest.

## CASE IH AXIAL-FLOW® COMBINES FEATURE SOME OF THE LARGEST GRAIN TANKS ON THE MARKET:

<b>7230</b>	<b>11,100l</b>
<b>8230, 9230</b>	<b>12,330l</b>

If you are opening up large fields and harvesting high-yielding crops, you'll be surprised how much flexibility Axial-Flow® grain tanks give you. They're big enough to aid harvest management and prevent unproductive travelling to field ends for stationary unloading.

.....

### HIGHER CAPACITY

Axial-Flow® 230 series combines feature hydraulically folding grain tank extensions. The fold-out lids allow for high-volume filling without spillage. They are folded from the cab for easier transport or weather-proofing.

.....



### EASY ACCESS

When it's necessary to enter the grain tank for servicing, maintenance or cleaning, Case IH engineers have made the task safer and simpler. It's now much easier to gain full access when necessary.



# WATCH YOUR CASH FLOW



# HIGH SPEED UNLOADING

With a 113l/sec unloading rate, the 230 combine range is fitted with an unloading system of sufficient speed to empty the grain tank within two minutes. Optional high capacity systems 141l/s (7230 & 8230) or 159l/s (9230) reduce unloading times on the move or on the headland in high-yielding crops, boosting both combine and grain haulage productivity.

## QUICK, GENTLE AND EFFICIENT 'HIGH CAPACITY' UNLOADING SYSTEM

- Larger diameter vertical and horizontal unloading augers.
- A standard dual drive control on the 9230 (optional on 7230 and 8230 models) provides the ability to turn off the grain tank cross augers and completely empty the unloading auger. The result is reduced weight in the unloading auger, and less strain on components when unloading begins.
- The new auger swing cylinder has been designed to handle the larger and longer unloading auger.
- Top inclined delivery reduces grain damage and horsepower consumption.



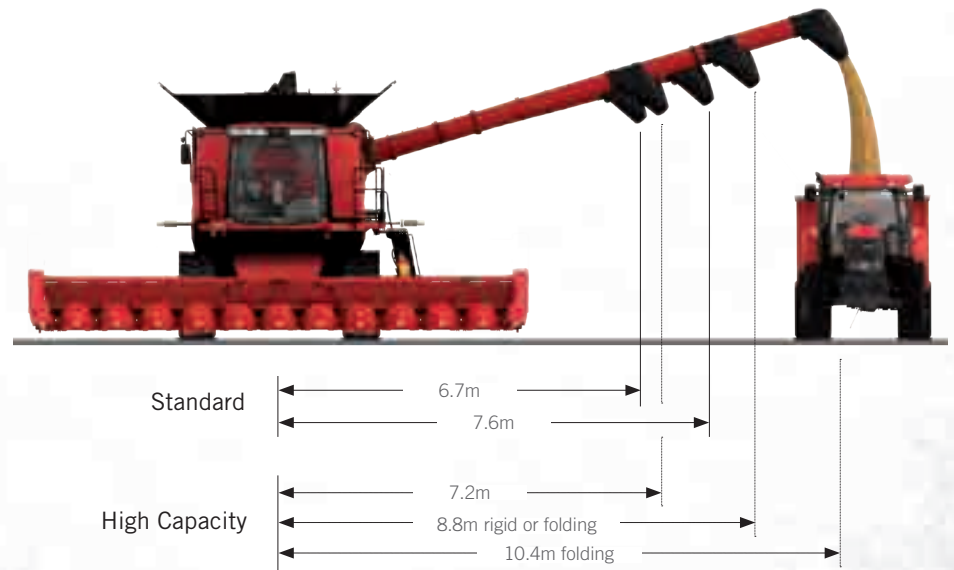
The 8,8m unloader tube is available as a foldable version for easier transport on the road and for easier manoeuvring in sheds for storage.



The pivot spout option is operated with the multifunction handle and directs the grain stream into the grain cart, filling it without spillage to maximum level.

**Standard unloading system**  
at 113l/s suited for grain and corn headers up to 10.7m width

**High capacity unloading system**  
at 141l/s for 7230 or 159l/s for 8230 and 9230 combines for grain and corn headers up to 12.2m width



# THE START OF THE NEXT SEASON




# A FINE CHOP AND SPREAD, A PERFECT SWATH

Whatever your crop establishment regime, a combine that has left behind nothing but evenly-distributed and finely-chopped straw on well-cut stubbles is a good start for the next process, whether that's ploughing, minimum tillage or direct drilling. That's what you get with the latest Case IH straw choppers. If you choose to bale your straw, you'll also find that Axial-Flow® combines leave neat, easy-to-bale swaths.

## KNIFE PROTECTION SYSTEM


In chopping mode, the unique 120 blade chopper lacerates and cuts the straw for fast decomposition before the next planting season. Counterknives are fixed into preset positions from the monitor in the cab, to allow the chopping length to

be altered according to the conditions. In windrow mode the chopper works with reduced speed to place the straw in a neat windrow for efficient baling. A 40 blade chopper is available for less aggressive chopping.



## SPREADING

The residue can be spread the full width of the header, either symmetrically behind the combine or away from the edge of the standing crop, yet covering the whole area. With the option to adjust the spreader electrically from the cab, the spreading pattern can be adjusted ideally for all wind conditions – this keeps the spread even across the field for fast decomposition, soil erosion control and trouble-free tillage operations.



## WINDROWING

The straw can be windrowed with or without the chaff, depending on the future use of the residue according to preference.



## DISTRIBUTION

Axial-Flow® has the ability to spread unchopped straw during harvest if it is required for baling but is not fully dry. This reduces drying time, with the straw simply rowed up for baling.



# NO SHORTAGE **OF POWER**



# ENGINE


New generation Case IH combines use the latest Euro 3B (interim Tier 4A) emissions-compliant engines, but being cleaner doesn't mean being down on power or thirsty on fuel. In addition to removing nitrous oxides and particulates from exhaust gases without recycling them, compared to the previous combines the selective catalytic reduction (SCR) and AdBlue technology used in these engines actually cuts the total fuel/Adblue cost by up to 10% depending on model.

## CASE IH FPT 12.9L 8230 & 9230 COMBINES

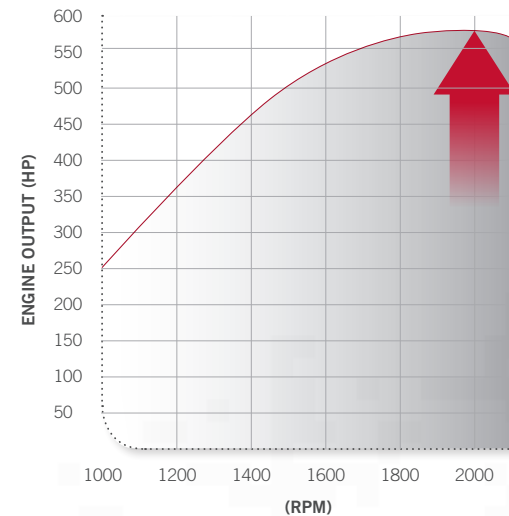


### POWERFUL ENGINE, LOW FUEL CONSUMPTION

Featuring electronic fuel injection, these engines deliver power when you need it so you can always harvest and unload at the same time. In addition to its remarkably low fuel consumption, the engine is both quiet and environmentally sound. The 1000 litre fuel tank holds more than enough for a full day in the field.



## POWER GROWTH (9230)



### POWER THAT MEETS YOUR EXPECTATIONS

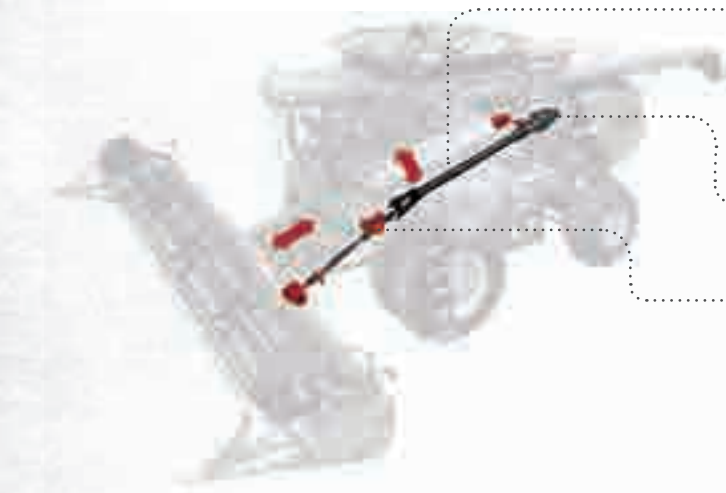
The Tier 4A FPT Industrial engine line used in the new 230 series Axial-Flow® combines is a reliable, proven performer. These engines are designed for optimum fuel efficiency, and to produce the power needed to respond quickly to changing conditions in the field.

LESS COMPLEXITY,  
**MORE TIME IN THE FIELD**



# DRIVELINES

The drives for the whole combine are powered from a central gearbox mounted directly to the engine for maximum efficiency. Indeed, Axial-Flow® is unique in that all the principal power transmission is achieved without the use of belts, avoiding the problems associated with slip, wear, maintenance and replacement.



- CVT Drive for header (optional): Eliminates belts and chains for high-efficiency power transfer to wide headers. Auto header to ground speed co-ordination allows header speed to be matched optimally to combine forward speed. As the combine speeds up or slows down, header speed is automatically adjusted to the travel speed.
- Power plus CVT drive to rotor with a three-speed rotor gearbox ensures the most efficient power transfer from the engine.
- Rotor unblocking feature allows the operator to reverse the rotor from the cab and use the full capacity of the machine without the fear of having to manually unblock the rotor or replace a belt.



## FOUR-RANGE HYDRO TRANSMISSION

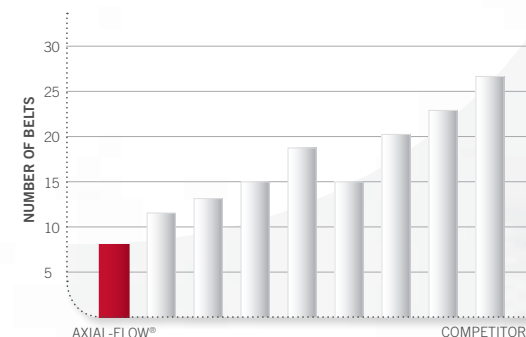
Hydrostatic transmission offers infinite control of ground speed, through a direct coupling from the engine to the hydrostatic pump for instant drive. Four speed ranges from the transmission allow you to select the right speed for the crop and field conditions.



## POWER PLUS CVT

With its unique variable speed technology, the Power Plus™ rotor drive offers the best possible efficiency, with low maintenance requirements:

- infinite rotor speed variable on the go.
- rotor can be reversed in the event of a blockage.
- designed to handle all rotor loads reliably, without slip.




## INDUSTRY-LEADING DRIVE TECHNOLOGY

Compared with other combines the Axial-Flow® 230 series uses fewer belts, resulting in improved power transfer and reliability.

# FLOATING OVER **YOUR FIELDS**

ENSURES THE PROTECTION OF YOUR SOIL



# TRACKS

We understand that your most valuable resource is your soil, so we know how important it is to ensure that capacity shouldn't come at the cost of compaction. Case IH has a justified reputation as the specialist in tracked drive systems for high-output machinery, with the Case IH Quadtrac having established itself firmly as the leader among high-hp tractors for traction, flotation and a narrow transport width. That same drive system is now available for the front axle of Case IH Axial-Flow® 7230/8230/9230 series machines, bringing all of those three benefits to the combine market. For hilly areas and wet conditions there's a two-speed powered rear axle option on Axial-Flow® 230 series, while downtime between fields can be cut with the machines' 30kph road speed.

## ENVIRONMENTAL CARE. GROUND CARE

Case IH tracked drive systems provide greater tractive effort when compared with wheeled drive systems. The result is improved traction in muddy conditions and reduced soil compaction. Two versions are available, with 61cm or 76cm belt widths, and with the narrower units overall combine width is just 3.49m.

Care for the soil, care for the environment.

Case IH offers various options for those looking to prevent soil compaction, including wide tires and front drive track units.

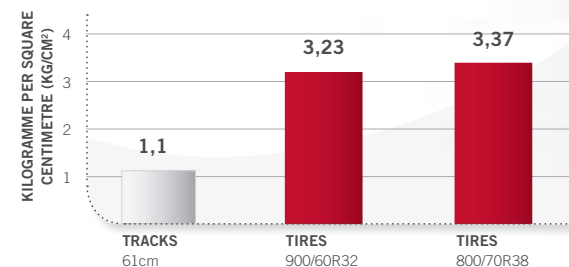
## 4WD

A powered steering axle is available for operating in muddy soil conditions or hilly terrain.



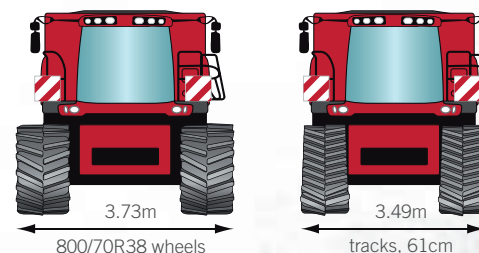
Case IH track systems have been proven worldwide on Quadtrac tractors.

## GROUND PRESSURE COMPARISON



## TRACK OPTION FEATURES & BENEFITS:

- **Considerable reduction in ground pressure per cm²**  
Reduced soil damage.
- **Increased tractive effort**  
Ability to harvest even in soft ground conditions, where wheeled combines may be prevented from working.
- **Narrow transport width of just 3.49m on 61cm tracks**  
Less transport legislation limits.





LUXURY  
CAB



## THE NEW CAB

Maximising productivity requires the best combine and an operator who can work in the ideal environment, protected from all elements that reduce his concentration and wear him out. Today's combines must work long hours for most of the year. A combine cab, offering a relaxed work environment is absolutely necessary.

That's why our engineers have created one of the quietest, most spacious and most comfortable cabs on the market, designed for long and profitable working days. New rubber cab mounts reduce vibration even more. The instrument console is integrated into the armrest of the seat for easy reach of the operator.

The Luxury version with electrical adjustable mirrors, increased storage space, semiactive seat option and an actively cooled coolerbox.

### QUIET, CALM, COMFORTABLE


A Case IH operator deserves a comfortable, user friendly environment. Climb the easy-access, foldable steps to the spacious deck and behind the cab door you'll find ample space and storage, with comfort enhanced by thoughtful details such as an air suspended operator seat, low noise levels and an unrestricted view.

### NO LIMITATION ON YOUR WORKING DAY

Farming operations require that their crops are removed from the fields even faster and harvest late into the night, requiring ample illumination. Stadium lights are fitted to the roof to completely floodlight the work area. Lights in the grain tank, on the unloading auger and at the rear of the combine ensure all critical areas are fully illuminated. A high intensity discharge (HID) lighting package is also available.



# CONTROL AT YOUR FINGERTIPS



FEED RATE ENABLE  
(FUTURE OPTION)

AUTO GUIDANCE  
ENGAGE

ROTOR  
ON, OFF,  
REVERSE

AUTO  
HEADER  
SPEED  
CONTROL

HEADER RESUME

HEADER RAISE, LOWER  
TILT LEFT, TILT RIGHT

FEEDER  
ON, OFF,  
REVERSE

QUICK STOP  
BUTTON

UNLOADER  
TUBE SWING

UNLOADER DRIVE

INDEPENDEND CROSS  
AUGER CONTROL

REEL RAISE, LOWER  
TILT LEFT, TILT RIGHT

PARK BRAKE

TWO SPEED HYDRO

POWER GUIDE AXLE

SPREADER MASS DISTRIBUTION ADJUST

SPREADER SPEED ADJUST

COUNTER KNIFE BANK CONTROL



## THE CONTROLS

The Axial-Flow® is as simple and comfortable as possible to operate. The number of functions that can be controlled through the joystick has increased and there's a new right-hand console-mounted display which makes monitoring key combine functions much easier. The AFS Pro 700 monitor includes video capability and is telematics-ready.

Case IH engineers have thought through every little detail on how the operator interacts with the machine to ensure Axial-Flow® 230 series combines are intuitive in operation, allowing operators to quickly get the best out of them.

For full control, the most commonly used commands are arranged in the best ergonomic position, allowing easy management of all header functions and operation of the unloading auger. In addition an emergency stop button is included to halt the elevator, cutterbar and header auger.

All major controls are integrated into the right hand console and the multifunction control lever. A new 'select control switch' on the lever allows quick header reversing and resumption of cutting.

The AFS Pro 700 groups all combine, yield monitoring and auto guidance control and information in one unit.

# ULTIMATE PRECISION

**AFS**



# A MODULAR APPROACH

Case IH Advanced Farming Systems (AFS®) have been at the forefront of precision farming for more than a decade, giving farmers the ability to control the entire crop production cycle. Case IH AFS® tools include everything you need to achieve repeatable accuracy down to 2.5cm, reduce overlaps and cut input costs – and maximise your yield potential.

---



## ADVANCED COMBINE CONTROL

If it's an interactive combine set-up and control you then need to look no further than at the AFS Pro 700 touch-screen which is fitted standard in your new 130 series Axial-Flow®: monitor yield, fuel usage and work rates, connect external cameras and keep harvest records. The AFS Pro 700 touch-screen is interactive, fully customisable and portable between your Case IH fleet.



## COMBINE GUIDANCE SOLUTIONS:

**AFS AccuGuide:** GPS based guidance for ultimate precision independent of crop conditions. Accuracy levels down to 2,5cm available.

**AFS Cruise Cut:** Optical guidance system, ideal if 2 or more combines run in the same field

**AFS Cruise Cut Row Guide:** Mechanical row sensors combined with GPS guide the combine exactly through corn rows, whether straight or curved.



## AFS® FARM MANAGEMENT SOFTWARE

Many variables apply in farming; it is important to understand what is happening and why. It's time to manage your farming operation on a new level by making decisions based on facts. With the AFS® Farm Management software package from Case IH you can see field by field the tasks performed, the work rates achieved, the fuel used during each task and most importantly your yield. Plan for the future today.



## AFS CONNECT™ TELEMATICS

The Case IH AFS Connect™ telematics system allows you to monitor and manage your Axial-Flow® from the farm office, tracking it in real time on the farm computer to observe how it is performing, as well as allowing remote diagnostics and driver communication, through the use of precision GPS signals and wireless data networks. Analysing the data it provides helps to improve logistics, minimise fuel consumption and maximise performance.

# INTERACTIVE INTEGRATED INTUITIVE





# ADVANCED COMBINE CONTROL

The screen arrangement of the AFS Pro 700 touch-screen monitor is logically configured. The left side provides full information on all important operating data, while to the right different ‘templates’ can be called up, such as those that display current combine settings or yield monitoring and guidance data. One template is reserved to display the status of the combine sensors and the operator can configure his own templates to suit his specific information requirements. The AFS Pro 700 touch-screen also displays video pictures taken from mounted cameras.

**KEY FEATURES INCLUDE:**

- **Performance monitoring** of fuel usage, engine load, yield, moisture, work rates, either live and specific to the job or as daily averages.
- **Record keeping** under the Grower Farm Field structure. All data can be stored onto USB stick for analysis in the farm office.
- **Vehicle setup** such as Automatic Crop Settings (ACS), header adjustment and other important combine parameters.
- **AFS AccuGuide Guidance** Set up a new AB line and start handsfree harvesting! AFS AccuGuide is fully controlled via the AFS Pro 700 touch-screen monitor, easily engaged via a dedicated button on the propulsion lever and ensures that your Axial-Flow® is utilising its full header width and runs at 100% capacity.
- **Video input** from up to 3 video cameras to watch hidden areas behind the machine or see into the trailer from a camera mounted to the unloading auger.

AXIAL-FLOW® 7230, 8230, 9230	SCREEN FUNCTIONALITY								
	AFS PRO 700	PERFORMANCE MONITOR	VEHICLE CONTROL	RECORD KEEPING	MAPPING	VIDEO	ACCUGUIDE	CRUISE CUT	MECHANICAL ROW GUIDANCE
	STD	STD	STD	STD	OPT	STD	OPT	OPT	OPT



Ideal for contractors, on combines equipped with yield monitoring a job printer allows performance and area data to be printed and handed over to the customer at the end of each job.



# AXIAL-FLOW® GUIDANCE SOLUTIONS

## AFS ACCUGUIDE GPS-CONTROLLED AUTO-STEERING

Reap the benefits of a very capable single screen solution. Performance monitor, vehicle setup, record keeping, mapping, video and AFS AccuGuide are all in one place on the AFS Pro 700 touch screen monitor and 100% part of your operating environment.

## FAR MORE THAN JUST A SAVING ON FUEL – THE AFS ACCUGUIDE AFFECTS:

- Optimized machine usage.
- Improved comfort by reducing operator demands.
- Savings on labour costs.
- Reduces time spent in the field.
- Reduces skips and overlaps – improves efficiency.
- Improved performance in poor visibility conditions without compromise.
- Make your fields the envy of others!

## CRUISE CUT – LASER GUIDANCE

Cruise Cut is a laser eye detection system that ensures the combine follows the difference between uncut crop and stubble. It's the ideal guidance solution where multiple combines are operating in the same field, particularly if they have different header widths.

By comparing the height between uncut crop and stubble, the Cruise Cut system takes control and steers the combine to fill the header on every pass. The operator can set the laser scanner to detect crop edge on either the left or right hand side of the header by adjustment from within the cab. Because the Cruise Cut system is fitted to the combine itself, it remains independent of whichever header is fitted.

## MECHANICAL ROW GUIDANCE

A simple mechanical system ensures the combine follows the rows in maize crops. It takes the stress out of harvesting at high forward speeds and when using wide headers, reducing operator fatigue and boosting productivity, to exploit the combine's full performance capabilities.

# AFS TELEMATICS

## AFS CONNECT IS AVAILABLE IN TWO SPECIFICATION LEVELS:

**AFS Connect Manager** offers fleet management capabilities, machine location tracking and a working status overview. Alerts and security features to guard against theft or misuse include geo-fencing to ensure a machine stays within certain boundaries, and curfew management to send an alert if a machine is started after working hours.

**AFS Connect Executive\*** includes all the components of AFS Connect Manager, plus some significant enhancements. These include:

- A two-way messaging feature so that farmers/managers can select the machines to which they want to send information. Messages can appear on each machine's display instantaneously, and machine operators can respond for validation.
- Virtual display, with which farmers/managers are able to see the monitor in each machine from their computer, with information updated every 15 minutes. Coverage area, machine hours, fuel use and a vast array of other inputs can be reviewed, and the computer view can be customised to display information in the most efficient, effective manner.

## VIRTUAL DISPLAY ON PC

Virtual display on the farm office PC allows owners and managers to control machine performance and send messages to help the operator to work at the best performance levels to achieve the highest possible productivity.

	AFS Connect Manager	AFS Connect Executive*
Fleet management	•	•
Machine position	•	•
Machine hours	•	•
Geo fencing alarms	•	•
Curfew alarms	•	•
Fuel and productivity reports		•
Virtual display		•
Diagnostics		•
Messaging		•



# DON'T LOSE **PRECIOUS TIME**

ON DAILY CHECKS AND MAINTENANCE





## SERVICEABILITY

### KEEP DRIVING!

Daily checks and cleaning have been made easier with the new swing-out radiator package, while the air filter is conveniently located for quick inspection.

### MINIMUM DOWNTIME, MINIMUM SERVICE COSTS

When there's a full day's harvest ahead of you, the last thing you want is a machine that's time-consuming to service. Daily checks and regular maintenance are simple when you run an Axial-Flow®.

### MAXIMUM UPTIME, MAXIMUM PRODUCTIVITY

Keeping you working and reducing maintenance and costly downtime is one of the strengths behind every Case IH Efficient Power EP Axial-Flow® we build. Combined with a design that features fewer moving parts than competitor machines, the result is operating costs that are among the lowest around.



### SERVICING MADE SIMPLE

With a design that's centred around fewer moving parts than on any other combine you can get going while others are still in the yard. Daily service points are simple to access via easy-to-raise side panels and the trademark Axial-Flow® spacious rear engine deck.



### CLEVER DETAILS

An optional, on-board air line means there's no need for a separate compressor for cleaning down the machine. Once you're done for the day, thoughtful touches include a new, larger toolbox to secure away valuable items and an optional hand wash station.



### EASY ACCESS TO CONCAVES AND ROTOR

Cleaning or changing the concaves and rotor has been made far simpler.



### SPACIOUS ENGINE / COOLING SYSTEM DECK

Sturdy ladder provides easy access to deck from rear of combine.

THERE'S MORE THAN JUST OUR  
**COMBINES WORKING IN YOUR FIELDS**



# SYSTEM SOLUTIONS

When you buy a Case IH machine, you can be sure not only that you're buying the best product, but also that you've got the best dealer back-up behind you. Case IH dealers can offer advice on selecting and financing the right machine, will ensure they deliver what you need when you need it, and will then continue to back you and your equipment with the service and spare parts supply you'd expect from a name as trusted as Case IH.



## ALL THE PARTS AND SERVICE TO KEEP YOUR EQUIPMENT RUNNING

Find the full line of Case IH parts and components at your local dealer. Plus full-service maintenance programmes and industry-leading warranties. It's expertise applied by skilled, factory-trained service professionals committed to providing you maximum uptime, season after season.



## AROUND THE CLOCK. AROUND THE COUNTRY

Case IH Max Service is a customer support service that provides 24-hour, seven-day-a-week access to the people, products, and parts support needed to keep your operation running during the times most critical to your profitability. Max Service backs up your dealer with every resource available to Case IH, to help maximise uptime and productivity of Case IH equipment and increase your return on investment through access to product experts and 24/7 Emergency Breakdown Assistance.



## OFFERING FINANCING SOLUTIONS FOR MORE THAN 50 YEARS

CNH Capital's extensive experience in the agricultural industry has created a deep understanding of your unique needs. Competitive equipment financing with flexible payments can reduce upfront payments with operating and finance leases. For other needs choose from credit cards specific to the agricultural industry. We can even help you finance crop-input products or land rental. There are financing options that fit the way you farm. CNH Capital helps you find them.

**VISIT OUR FANSHOP AT  
WWW.CASEIHSHP.COM**





Models	AXIAL-FLOW® 7230 Efficient Power	AXIAL-FLOW® 8230 Efficient Power	AXIAL-FLOW® 9230 Efficient Power
<b>HEADERS</b>			
Grain header cutting width (m)	6.7/7.6 / 9.2	7.6 / 9.2 / 10.7	7.6 / 9.2 / 10.7
Knife to auger distance - 3050 Varicut™ Grain header (mm)	570-1140 (3050 header) adjustable from cab		
Corn header model 2106 / 2108 / 2112	6 and 8 row corn headers	6, 8 and 12 row corn headers	
<b>THRESHING / SEPARATING</b>			
Rotor drive type	Gearbox and Shaft - variable speed Power Plus Drive		
Rotor speed range (rpm)	220 - 1,180 (3 ranges)	220 - 1,180 (3 ranges)	220 - 1,180 (3 ranges)
Rotor diameter and length (mm)	762 / 2,638	762 / 2,638	762 / 2,638
Total separation area (m²)	2.98	2.98	2.98
Threshing / separating modules wrap angle (°)	180	180	180
Number of threshing / separating modules	2 / 2	2 / 2	2 / 2
<b>SELF LEVELLING CLEANING SYSTEM</b>			
3 steps cleaning system	●	●	●
Cascade sieve	●	●	●
Cleaning shoe width (mm)	1,580	1,580	1,580
Levelling capability (%)	12.1	12.1	12.1
Total sieve area under wind control (m²)	6.5	6.5	6.5
<b>CLEANING FAN</b>			
Fan speed range (rpm)	Hydraulic Load Sensing - 300 to 1,150		
<b>RETURN SYSTEM</b>			
Tailings return type	Triple impeller tailings processor		
<b>GRAIN TANK / UNLOADING</b>			
In-cab control of grain tank covers	●	●	●
Grain tank capacity (l)	11,100	12,330	12,330
Unloading rate standard/high capacity (l/s)	113 / Optional 141	113 / Optional 141	159
Unloading auger effective length standard/high capacity (m)	6.7 or 7.6 / Hig Capacity Options 7,2 or 8,8 for all combine models		
<b>STRAW CHOPPER &amp; SPREADER</b>			
Straw chopper / beater	Integral		
Rotor type - fine cut / extra fine cut	Fixed knife		
Number of knives - extra fine cut	120	120	120
Spreader type	Vertical, twin disc hydraulically driven, in.cab speed adjustable		
<b>ENGINE <sup>1)</sup></b>			
Type / Capacity (cm³)	Turbocharged, intercooled / 8,700	Turbocharged, intercooled / 12,900	Turbocharged, intercooled / 12,900
Max. power ECE R120 <sup>1)</sup> at 2,000rpm [kW/hp(cv)]	330 / 449	380 / 516	420 / 571
Fuel tank, diesel / urea (l)	1,000 / 166	1,000 / 166	1,000 / 166
<b>TRACTION</b>			
Transmission	4 speed hydrostatic	4 Speed hydrostatic	4 speed hydrostatic
Final drive type	Heavy Duty - ratio 11/111	Planetary - ratio 1/13	Planetary - Ratio 1/13
Differential lock / Heavy Duty Adjustable steering axle	●/●	●/●	●/●
<b>OPERATOR CAB</b>			
Luxury cab	●	●	●
<b>ADVANCED FARMING SYSTEMS (AFS)</b>			
Yield & Moisture monitor / mapping	●/○	●/○	●/○
Guidance ready	●	●	●
<b>OVERALL MACHINE SPECS</b>			
Length - feeder to rear trim panel (mm)	7,951	7,951	7,951
Wheel base (mm)	3,765	3,765	3,765
Minimum height (transport) (mm)	3,98	3,98	3,98
Width with 710/70R42 tyres fitted - min (mm)	3,490	3,490	3,490
Approximate weight of basic machine (minimum fuel,operator,kg)	17,100	17,300	17,300
<b>TYRE and TRACK OPTIONS</b>			
Front tyres	710/70R42 179A8 R1W / 800/70R38 181 A8 / IF800/70R38 CFO 184A8 R1W / 900/60R32 176A8 R1W / IF900/60R38 CFO 184A8 R1W		
Rear tyres	500/85R24 171A8 R4 / VF520/80R26 165A8 R1W / VF620/70R26 170A8 R1W / 600/70R28 161A8 R1W		
Tracks	610mm or 760mm track width, tricycle system with rubber dampening		

<sup>1)</sup> FPT Industrial-engine

<sup>1)</sup> ECE R120 correspond to ISO TR14396

● Standard

○ Optional at extra cost



Safety never hurts! Always read the Operator's Manual before working with any equipment. Inspect equipment before using it, and be sure it is operating properly. Follow the product safety signs, and use any safety features provided. This literature has been published for worldwide circulation. The standard and optional equipment and the availability of individual models may vary from one country to the next. Case IH reserves the right to undertake modifications without prior notice to the design and technical equipment at all times without this resulting in any obligation whatsoever to make such modifications to units already sold. Whilst every effort is made to ensure that the specifications, descriptions and illustrations in this brochure are correct at the time of going to press, these are also subject to change without prior notice. Illustrations may show optional equipment or may not show all standard equipment. Case IH recommends **AKCELA™** lubricants.

CNH UK Ltd., Cranes Farm Road, Basildon, Essex SS14 3AD - © 2013 CASE IH - www.caseih.com - Axial-Flow 230 Luxury Cab-UK-BR - Free phone 00800 22 73 44 00 - Printed in Italy - 03/13 - TP01 - Cod. 12C2004/INB



[www.caseih.com](http://www.caseih.com)