

STEIGER & QUADTRAC



**MACHINE
OF THE YEAR 2014**







PUT A MASTER OF PRODUCTIVITY IN YOUR FIELD.

Your life is all about growing things: it's what you do. Crops, livestock, your business, your family. Steiger and Quadtrac tractors are designed to help with everyday challenges, so you're perfectly prepared to tackle every job, in complete comfort, whatever the conditions, enabling you to get more done with your day. Case IH is committed to helping you maximize the things that matter – your yield potential, your return on investment, the time you can spend at home rather than at work.

UNMATCHED 4WD ADAPTABILITY.

The updated Steiger and Quadtrac family now has nine models ranging from 406 to 608 hp to choose from with both track and wheel configurations customized for tillage, planting, seeding, nutrient placement, land leveling and tile plow operations. And no matter which Steiger or Quadtrac you operate, you will see the advantages of the innovative Case IH design for unparalleled power to the ground and unprecedented durability.

BEING A STEP AHEAD.

There may be imitators, but there's no equal to Steiger and Quadtrac tractors. The strength of Steiger wheeled machines and the exclusive and advanced design of the Quadtrac set Case IH apart in the high-horsepower sector. Our engineering advances behind each new generation of Steiger and Quadtrac tractors to place greater emphasis on the challenges of soil compaction and damage, narrower working windows and unpredictable weather conditions, without losing sight of the need for power and productivity. And with Quadtrac in particular, features such as four independently-powered tracks, articulated steering and tri-point oscillation mean you can get into your fields sooner and stay longer than others.

CREATE A BETTER GROWING ENVIRONMENT.

Back in the old days, a matched team may have meant something quite different, but today's matched team is no less valuable when it comes to planting, tilling, fertilizing and harvesting. Pair any Steiger or Quadtrac tractor with a Case IH crop production or other machine and you'll be on your way to helping promote a better soil environment for every valuable seed.

A POWERFUL HERITAGE.

A STORY OF SUCCESS.

The Steiger and Quadtrac story can be traced back more than half a century to 1963, when farming brothers Douglas and Maurice built their first articulated four-wheel drive tractor in a barn on the Steiger family farm in Minnesota, USA. The powerful 238 hp tractor soon gained the attention of neighbours, and before long the Steiger brothers were building tractors to order. Six years later production was moved to a dedicated facility in Fargo, North Dakota, where Steigers are still made today. In 1996 came arguably the biggest revolution yet in the articulated tractor sector, when Case IH pioneered the four-tracked pivot-steer format with the launch of the Quadtrac. Since then the four-track system has been further developed and refined to create the tractor that continues to lead the high-hp tracked segment. Meanwhile, the same technology now benefits other Case IH products including the Axial-Flow combine and the Magnum Rowtrac rear-tracked tractor.

1958:

John Steiger and sons Douglas and Maurice build the first Steiger tractor in a barn on their Minnesota farm. At 238 hp, it's the first articulated four-wheel drive tractor with a power output of more than 200 hp.



1963:

Such is the demand from neighbours for similar machines that the Steiger family decides to begin commercial tractor production. Steiger brand tractors are painted in a distinctive light green.



1982:

The Steiger Panther 1000 tractor is introduced. It is the first model to have a 12-speed full powershift transmission, electronic controls, a new deluxe cab and pressure flow compensating hydraulics.



1986:

Following the worldwide recession of the early 1980s, the Steiger plant is operating at only 25 per cent capacity, Steiger Inc and its Fargo factory are purchased by Tenneco Inc, then the parent company of Case IH.



1988:

The distinctive Steiger lime green livery is changed for the equally famous red of Case IH, with the launch of a new range of 9100 series tractors from Fargo.



1996:

The Steiger Quadtrac, the world's first articulated high-hp tractor with rubber tracks in place of wheels, is introduced, with a single 360 hp model.



2008:

Case IH introduces Gold Signature Edition models to celebrate the 50th anniversary of Steiger tractors.



2010:

The new Steiger / Quadtrac Efficient Power models are introduced. Fulfilling the Stage IIB emissions levels, it is a significant step to cleaner emissions and better fuel efficiency.



2014:

The World's strongest serial tractor Quadtrac is the Machine of the year 2014 at Agritechnica trade show, Germany.



LESS SOIL DAMAGE.

Case IH Quadtrac incorporates numerous features designed to put immense power to work without minimal effects on the status and structure of your most valuable resource – your soil.

- Four independent tracks place the tractor's weight evenly over the ground whether the machine is at work or simply travelling.
- When the weather is against you and working windows are seemingly shrinking by the minute, you'll be reassured to have the power to hand to pull the biggest, most efficient implements without a problem.
- The articulated arrangement of a Quadtrac allows for full power turns without the soil ridging often caused when tightly turning with differential steering.



GET ON THE GROUND EARLIER.

Unpredictable weather conditions and new farming techniques alike are changing the agricultural landscape and the working conditions farms have to deal with. But with a Case IH Quadtrac in your fleet, four independent tracks, articulated steering and three-point oscillation all help to distribute power evenly to all four corners, aiding traction in the sort of soft and slippery soil conditions which can leave other tracked tractors scrabbling for grip. And all while causing minimal soil damage, protecting the soil for next season and beyond. Get earlier into the field and work longer than all the others - that's a clear advantage.



REDUCED SOIL COMPACTION.

Compacted soil reduces the number of pore spaces in the soil, and as a consequence cuts its ability to hold water, limits the movement of oxygen and nutrients, and hinders root growth. Steiger and Quadtrac tractors are designed from the outset to allow power and weight to be fully exploited, but in such a way that they are used in the right manner – to care for the soil and not compact it.

- Weight is more evenly and efficiently distributed over the soil courtesy of the four-track system.
- The axle design puts the power to all four corners.
- The individually-driven, oscillating tracks result in excellent ground contact at all times.



ROBUST AND DURABLE DESIGN.

Since their inception, Steiger and Quadtrac tractors have been recognised as some of the most rugged available. These are tractors made for the hardest of hard work, pulling wide, deep-working, power-hungry implements with ease. When asked, they will do so every hour of every day without missing a beat. Features such as tri-point oscillation, a chassis re-engineered to match the greater power of the latest models and keep rubber to the ground, and track units with self-adjusting tensioning which are designed to minimize road wear ensure that every drop of fuel works to give you a return.

LARGE SCALE PRODUCTION.

The most powerful tractors currently on the market, the latest Case IH Quadtrac and Steiger models produce some of the market's most impressive power and fuel economy figures. But power is nothing without precision, and Case IH ensures the operator is able to control these tractors with the ultimate precision, courtesy of cabs that set new standards in comfort and operation. The result is machines that are the masters of productivity where high-output farming is concerned, the sort every large farm needs in its fields.



BIG ON COMFORT

Quadtrac and Steiger tractors benefit from the biggest cab in the industry, with the best all-round visibility on the market. Cab and seat suspension systems combine to provide a luxuriously smooth ride, and comfort can be further enhanced with a new ventilated seat option. Noise levels are extremely low, making long operating periods a pleasure, while electronic climate control ensures the perfect working environment.



EVERYTHING UNDER CONTROL

The Multicontroller armrest puts all the controls at your fingertips, with larger backlit buttons making operation easy and comfortable. The Integrated Control Panel provides at a glance all the information the operator requires, while the AFS Pro 700 screen integrates systems including AccuGuide auto-steering, ISOBUS implement operation and performance monitoring.



NO COMPROMISE ON POWER

Delivering the highest power output in their class, Case IH Steiger and Quadtrac tractors are powered by a high pressure common rail 12.9-litre FPT engine featuring a two-stage turbo and newly-developed cooling system.





SMOOTH OPERATOR

The dependable Steiger/Quadtrac full powershift transmission's smooth shifting makes light work of a long day in the field, while on the road the 16 x 2 transmission is capable of a 37 kph. Automatic Productivity Management makes driving a Quadtrac or Steiger extremely easy, allowing the operator to alter target speed simply via the Multicontroller-integrated scroll wheel, just like on a CVT tractor. Everything on these tractors is designed to maximise your comfort and productivity.



SIMPLY EFFICIENT

The parallel priority Pressure Flow Compensating (PFC) circuit delivers exactly the flow and pressure required by the application, without waste. The powerful hydraulics system, with up to eight remote valves, offers different options that deliver a maximum flow ranging from 159 lpm to 428 lpm. A centre-pull drawbar is connected to the main articulation joint to deliver full pulling power, while the PTO, which achieves 1000 rpm at an engine speed of 2000 rpm, is available for powered implement applications.



NIMBLE IN YOUR FIELD

The independent four-track design delivers maximum traction with minimum soil compaction, using a proven design which eliminates slippage between drive wheel and track because the positive drive is continuous in all conditions. The four tracks work together, delivering more power to move the tractor forward. On the road, the advanced design of the tracks provides a smooth, quiet drive without vibrations. In spite of the tractors' size, turning radius is an amazingly tight 4.20 m, even with dual wheels.



DESIGNED FOR PRECISION FARMING

You can depend on the factory-installed AFS AccuGuide™ auto guidance system to help you achieve unprecedented levels of productivity in your fields. Installing it in the factory means that it's fitted correctly and extensively tested. You can choose from a full range of guidance solutions offering accuracy levels of up to 2.5 cm. And to maximize your efficiency, the Xfill option keeps you on track if the signal drops for a short time.



ADVANTAGES

- 68 dB(A) low noise level
- Automatic air conditioning
- 360° all-around visibility

COMFORT & SIMPLICITY - WORKING WITH THE BEST.

INDUSTRY LEADING - THE CASE IH SURVEYOR CAB.

Case IH makes the comfort of the operator's environment a priority to ensure the highest productivity. The industry-leading Case IH Surveyor cab incorporates both cab and seat suspension systems for excellent ride comfort in all conditions. Meanwhile, the Case IH Multicontroller armrest puts all key controls at the operator's fingertips, maximising precision in tractor and implement control. It's an operator environment that works with you to put tractor control at your fingertips in all field and road conditions.




A SEAT FITTED FOR A KING.

The standard seat is among the best on the market, but the optional leather seat with active suspension and heating and ventilation provides even greater levels of luxury, for the sort of luxurious ride you might only expect from a premium car. Steiger/Quadtrac passengers also ride in comfort, with a fold-down seat also available in red leather that features a backrest and homologated safety belt.



ADJUSTABLE TO YOUR DRIVING POSITION.

The steering wheel can be tilted and height adjusted for the ideal no-strain driving position, while the luxury swivel seat forms a single unit with the controls and monitor incorporated into the Multicontroller armrest, which moves up and down and rotates with the operator as the seat is swivelled. The exclusive, industry-leading 40-degree right-hand swivel seat provides a 180-degree full field of vision that keeps the operator from having to strain to see all that's behind the tractor. Meanwhile, the overall cab climate can be altered according to requirements via the controls in the upper right roof console.



CRUISE THROUGH LONG DAYS: THE INDUSTRY'S FIRST SUSPENDED CAB.

Case IH four-point cab suspension stabilizes front-to-back, side-to-side and up-and-down motions and gives the operator a smooth ride regardless of terrain, via shock-absorbing components at each corner of the cab. A combination of springs, dampers and mounts fully isolates the cab from chassis-created vibrations. Standard on Quadtrac and optional on wheeled models.

1 Longitudinal Rods
2 Substructure
3 4 Springs

4 Dampers
5 Panhard Rods
6 Torsion Bar



SEE ALL AROUND YOU.

Take your pick of lighting packages, including standard halogen and optional High-Intensity-Discharge (HID) lighting technology. For maximum illumination, opt for the 360° work lamp package with four HID trapezoidal lights mounted on the cab roof. Additional rear lighting is also available to improve versatility during work, as are helpful lights for exiting the tractor in the dark.





INTUITIVE OPERATION. EVERY VITAL TRACTOR OPERATION. ONE SIMPLE CONTROLLER.

Adjust your speed, gears and direction, and much more, without even raising your elbow. The Case IH Multicontroller puts 85% of the controls operators use most at your fingertips. Guided by customer input, Case IH engineers upgraded the Multicontroller with new larger, raised, backlit buttons with a distinct touch and different sizes. You can tell them apart by touch alone, to make switching between functions even simpler.

1 A-POST INSTRUMENT DISPLAY.

Info displays are clear, concise and easy to read. The integrated performance monitor provides additional feedback on tractor systems status, wheelslip percentage, area worked and service reminders. The driver is also alerted of any engine issues, with the tractor shutting down automatically to protect your investment if necessary.

2 PRECISION COMPONENTS THAT MATCH THE WAY YOU FARM.

The AFS Pro 700™ touch screen monitor can be integrated into the armrest to provide a clear overview of tractor settings, video inputs and simultaneous command and control of ISOBUS-compatible implements.

3 MULTICONTROLLER™ DRIVE LOGIC ARMREST.

Three key armrest items put all of the tractor's functions at your fingertips: the Multicontroller, with its Drive Logic features, the Intuitive Control Panel (ICP) and the Advanced Farming System AFS Pro 700™ touch screen monitor. Here is everything you need in one place: speed selection, direction changes, throttle, Headland Management Control, electronic remote valves, rear hitch controls, PTO, joystick and much more. This operator-friendly environment gets even a novice driver working effectively from day one.



ENGINE AND TRANSMISSION WORKING IN HARMONY.

TO KEEP YOUR COSTS DOWN.

We know that investment in a Steiger or Quadtrac isn't a decision taken lightly. That's why every feature we engineer into these tractors is designed to help keep your costs to a minimum. It begins with engine and transmission technology that ensures these two key elements interact with a precision that guarantees efficient operation whatever the job. All Case IH high-horsepower engines use common rail fuel injection systems for quieter, more efficient operation, and are built heavier than competitive engines with higher displacement. At the top of the line, the built-in 10 per cent power growth capability gives the Steiger and Quadtrac 600 a peak power output of 669 hp in difficult conditions – like when the tractor needs a little extra muscle to get through a tough spot.



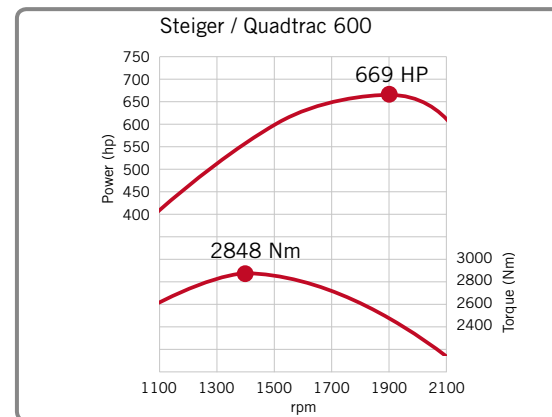
DEPENDABLE, DURABLE: TRANSMISSIONS DO MORE THAN SHIFT GEARS.

The 16-speed, full powershift Steiger and Quadtrac transmission shifts smoothly for high efficiency, low wear and reduced fatigue at the end of a long day in the field. Pulse-width modulation provides the smoothest possible shifts under load. The Case IH Diesel Saver™ Automatic Productivity Management (APM) system also helps the tractor save fuel and make easier, more positive shifts by maintaining constant clutch pressure. The Case IH transmission also features larger, helical-cut gears and clutch packs that deliver years of service while transmitting up to 669 peak hp to the ground to cut large-scale farming operations down to size.



DUAL COOLING PACKAGES PROVIDE EFFICIENT POWER.

The Steiger and Quadtrac 500, 550 and 600 models feature a low-pressure, cooling circuit system that provides increased power along with fuel efficiency. The two-stage turbocharger system includes a small turbocharger that delivers low-RPM responsiveness and a second, larger one for maximum boost at high RPMs. Each turbocharger has its own cooling system to provide 30 percent faster response under load. Front fold down coolers are designed for easy cleaning.



GIVE YOUR OPERATIONS AN EXTRA BOOST.

Electronically controlled engines ensure peak power growth at low fuel consumption. If engine rpm drops under load, Engine Power Management unleashes up to 61 more horsepower.







PRECISION POWER PLACEMENT.

Steiger and Quadtrac series tractors are designed to operate the widest implements with ease. Even weight and pressure distribution limits the impact of heavy equipment. To meet today's demanding farming, Case IH has invested heavily in designing Steiger and Quadtrac tractors that tread your soil as delicately as possible.

EXCLUSIVE QUADTRAC AXLE DESIGN PROTECTS YOUR VALUABLE LAND

Axle loads of less than 10 tonnes/axle can keep compaction within the top few cm of the soil. Poorly-designed heavy equipment can cause deep compaction, resulting over time in permanent yield reduction, but even weight distribution helps to minimize ground pressure, while adding more axles reduces the effect of soil compaction. Each Quadtrac track uses five independent axles (two idler and three roller wheels) helping to better distribute the axle loads of increasingly larger equipment. This results in even distribution of the load placed upon the tractor, and helps create a complete footprint of 5.6 m².

All models can be equipped with a differential lock which disengages automatically according to steering angle, or at speeds exceeding 18.5 kph. Re-engagement is automatic once the tractor steering has been straightened. The result? The best blend of articulated steering and outstanding pulling power.

TYRE AND BALLASTING OPTIONS CUT COMPACTION AND SLIP

Steiger and Quadtrac tractors can be specified with a wide range of tyre options. These range from conventional types for maximum traction to IF tyres with flexing sidewalls that can be used at lower inflation pressures to reduce footprint and ground pressure. Proper weighting and ballasting is essential to maximize grip while minimize soil compaction, and a wide range of ballast and weights is available to suit the needs of your operation.

AXLES BUILT FOR COVERING BIG AREAS

Steiger tractors feature massive axles that can carry up to 30,000 kg of gross vehicle-operating weight. That's the most weight any tractor out there can handle. And it means your Steiger or Quadtrac tractor can work with the largest implements available and cover more land in a day. Quadtrac configurations employ an immense, flange-type axle that generates the torque needed for unbeatable traction capabilities.

HANDLE YOUR BIGGEST EQUIPMENT.

HORSEPOWER AND HYDRAULICS FOR THE MOST DEMANDING SMALL-GRAIN IMPLEMENTS.

Up to 428 litres per minute flowing into up to eight hydraulic remote valves, and up to 9071 kg of hitch lift capacity. That's the power provided by a Steiger or Quadtrac tractor: enough hydraulic flow for even the biggest planters and air seeders in the industry.



IMPLEMENT POWER TO HELP MAXIMISE PRODUCTIVITY.

Steiger and Quadtrac tractors use a second hydraulic pump to provide exactly the required oil flow to each of eight remote valves. Electronic precision-controlled quick-connect valves make operation even more efficient by maintaining precise flow and pressure, even in the most severe conditions. Set the system how you want, and it adjusts for changing temperature conditions through the day.

DELIVERING EXACTLY WHAT YOU NEED: THAT'S EFFICIENCY.

Steiger/Quadtrac series hydraulics use the latest technology to provide operation that's efficient, user friendly and efficient. That efficiency starts with the parallel priority Pressure Flow Compensating (PFC) circuit, which delivers only the flow and pressure required by the application. These tractors can be specified with four to eight remote valves according to model, while the optional PTO, which achieves 1000 rpm at an engine speed of 2000 rpm, delivers full power where you need it.



The operation of the control valves are easy handled through the Joystick and is standard on tractors ordered with 8 valves.





NO SMEARING NO RIDGING. THE MOST POWERFUL TRACTORS AVAILABLE ARE ALSO EASY TO STEER.

Whether tracked or wheeled, these tractors steer in exactly the same way. True articulated pivot steering means no skid turns, and all four corners of the tractor remain on the ground, with equal torque transferred during turning. They manoeuvre under load with no loss of traction, unlike twintrack systems that disrupt power transfer during turning. Plus, Quadtrac steering remains easy and positive under all conditions.

POSITIVE DRIVE MEANS DURABILITY AND RELIABILITY.

These tractors deliver more usable power you can depend on because of the exclusive Quadtrac positive-drive design. Lugs that interlock with bars on the wheel eliminate slippage between the drive wheel and the track – a positive drive is continuous at all times, even in a wet or slippery spot. Tension adjusts automatically under transport or light loads, which reduces wear, friction and heat, and increases durability.


- Quadtrac can steer under full load and maintain pulling power.
- Hydraulically activated differential lock automatic is standard.
- With the diff lock engaged, the wheels or tracks are locked together, eliminating slippage between the left and right hand side of the tractor in wet or slippery conditions.
- Full articulation angle of 42° even with duals mounted.



The articulated steering and the Tri-Point Oscillation delivers good power and torque to all 4 corners of the tractor. In comparison to a 2-track-system, the 4-track-system steers under full loads minimizing soil disturbance when turning.



Swinging ladder provides full maneuverability



Turning circle of 5,7 m



THE EXCLUSIVE QUADTRAC DESIGN.

Case IH Quadtrac models have set the industry standard for tracked-tractor performance in every category, ranging from superior ride comfort to efficient steering performance under load. The Quadtrac's four individually driven oscillating tracks, articulated steering and other innovative designs are the backing behind that claim. Optimal ground pressure, superior flotation and better traction – all this and reduced compaction too. It's an engineering advancement that offers versatility and maximum productivity. Quadtrac stands above anything else you could use to work your land.



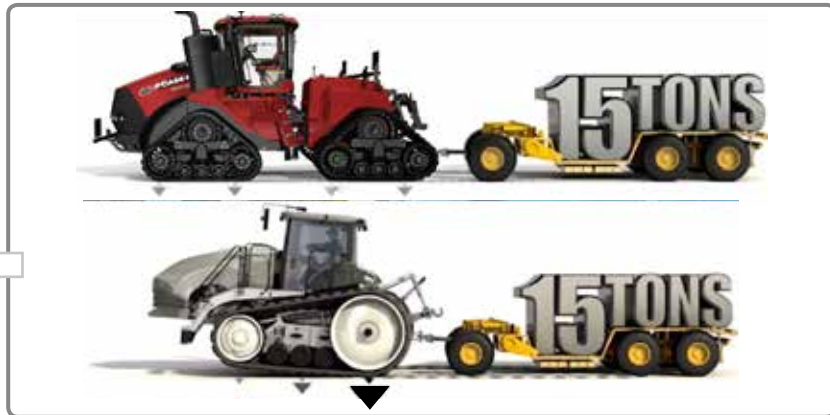
FOLLOWING THE CONTOURS.

Each track pivots independently up and down by 10°, allowing it to follow the ground contours. Each track has five wheels – two idlers and three rollers – which distribute the axle weight across the area of track in contact with the ground.



TRI-POINT OSCILLATION – A STEP AHEAD. THE STEIGER AND QUADTRAC CHASSIS: PATENTED DESIGN WITH TRI-POINT OSCILLATION.

The centre section of the Steiger and Quadtrac chassis features a large top link that extends from the front frame to the very back of the rear frame to transfer dynamic loads more efficiently. On tractors equipped with three point hitches the top link attaches directly in front of the hitch to handle high dynamic loads. This type of tri-point oscillation chassis design provides greater pulling power when compared with pulling a load through a gudgeon bearing.



BALANCE THAT'S SUPERIOR TO ANY TWIN-TRACK SYSTEM.

The four tracks of a Quadtrac distribute weight more evenly and efficiently than two-track systems, limiting compaction. This leads to numerous other benefits, including better flotation, traction and easier transport. That's because in each track unit the load is distributed evenly across the length of each track, even when the tractor is at work and additional load is being placed on the rear tracks. On tractors with twin-track systems weight is transferred abruptly from the front to the back of the tractor when the implement is put into work and the tractor begins to pull it, lifting the front off the ground and creating problems with weight distribution and traction. Quadtrac eliminates this with a more efficient, productive design.



The Steiger and Quadtrac chassis a patented design which uses Tri Point Oscillation – load stress is distributed evenly for more durability, strength and stability Center Pull drawbar: the drawbar is directly connected to the main articulation joint – this provides superior traction



26° up and down oscillation

THAT BRINGS WITH IT A NUMBER OF BENEFITS:

- Load stress is distributed through to the front frame
- Durability, strength and stability are greater than alternative designs
- Traction is increased traction, and slip reduced
- Ground contact is retained at all times
- Oscillation of 26° is provided both upwards and downwards

THE UPDATED STEIGER AND QUADTRAC FAMILY: BIGGER, MORE ADAPTABLE AND READY FOR ANYTHING.

Cereal grain and oilseed growers, row crop farmers and contractors alike will find a fit for their operations in the power and versatility of the Steiger and Quadtrac family of tractors. For 57 years, Steiger and Quadtrac have been the leaders in 4WD industry innovation. From handling large-scale planters and tillage tools, to moving tons of earth and moving nimbly between emerging crop rows, Steiger and Quadtrac series tractors offer a combination of power, performance, flexibility and operator comfort that is unequaled.





ACCOMPLISHED PERFORMANCE IN THE MOST DEMANDING SCRAPER WORK.

Steiger tractors built their reputation in agriculture, but they've also established themselves as workhorses on construction job sites pulling scrapers, moving earth at the lowest possible cost per yard. The 450, 500, 550 and 600 Steiger models are all available in scraper configurations.



HORSEPOWER AND HYDRAULICS FOR THE MOST DEMANDING SMALL-GRAIN IMPLEMENTS.

The wide frame of 500, 550 and 600 HD wheeled models – along with the equivalent Quadtrac configurations—set new productivity benchmarks for the industry. As do the heavy-duty drivetrain components, 428 litres-per-minute hydraulic flow and power growth up to 669 peak hp. The aggressive stance of these high-horsepower models can handle the world's biggest and most productive high horsepower implements.



READY FOR ANY KIND OF ROW CROP WORK, IN ANY CONDITIONS.

The Steiger and Quadtrac 400 and 450 HD wheeled models have a 91.4 cm frame width and 3.75 metres wheelbase, ideal for putting power to the ground in row crop applications. The specialized frame allows wheel-tread settings to straddle a variety of typical row crop spacings, such as 50-, 55- or 75- cm rows. The row crop frame accommodates a 480/95R50 R1 W 2.18 metres tall tire—an industry exclusive that gives your more square centimetres of tire on the ground for a better ride, better traction and less compaction.

Model	400	450	500	550	600
Row Crop Frame	✓	✓			
High HP Frame			✓	✓	✓
Wheeled HD	✓	✓	✓	✓	✓
Quadtrac Ag		✓	✓	✓	✓
Wheeled Scraper		✓	✓	✓	✓

BIG TRACTORS FOR THE BIGGEST ON-FARM JOBS.

All Steiger and Quadtrac tractors feature massive, heavy-duty axles that can carry up to 30 tons of operating weight. That's the most weight any tractor out there can handle. Whether you're moving silage, moving snow or pulling the largest implements available, there is a Steiger or Quadtrac configuration built for the job.



A CROP OF TRACTORS GROWN FOR TODAY'S AGRONOMIC CHALLENGES.

There are a lot of things farmers can't control: the weather, prices, regulation, population growth. But we understand successful operations need to be ready to make the best of whatever comes your way. You need the flexibility to operate in a variety of conditions, to make the most of short operating windows. That idea helped inspire our innovative Steiger and Quadtrac designs for more than 57 years—to help you better control your seeds' growing environment. Based on input from our field team and producers like you, our engineers have continued to advance the Steiger and Quadtrac tractor line to be more fuel and work efficient, more comfortable and more capable of optimizing challenging conditions.





GET IN THE FIELD SOONER.

The best way to maximize yields and maximize profits is to get both your seeds and other inputs in the ground at precisely the right time. Steiger tractors are designed to take advantage of those brief windows when the conditions for preparing, planting or other applications are perfect. Here, a Steiger 600 Quadtrac with a 930 Nutri-Placer provide fertilizer to the deep, moist root zone band of this field.



CUT AND MIX TOUGH ROOTS.

This Steiger 600 HD wheeled tractor with True-Tandem® 330 Turbo vertical tillage slices up to 75 - 100 mm deep to cut tough root crowns, remove surface soil crusts and weeds, mix the residue and level the soil—in fall or spring. The exclusive Case IH vertical tillage design and Steiger high-horsepower let you run at faster speeds for more productivity.



PREPARE A PROPER SEED BED.

In the spring, a Steiger 600 HD wheeled tractor with a Tiger-Mate 200 field cultivator provide the most aggressive residue-sizing and mixing option on the market. This warms the soil for quicker dry-down which allows for earlier planting, improves soil tilth for better seed-to-soil contact and allows faster germination and uniform crop emergence. The Steiger 600 rated horsepower (669 peak HP) handles the industry's largest implements.



MANAGE AND MIX RESIDUE.

A Steiger 600 wheeled tractor with an Ecolo-Tiger® 870 disk ripper fractures root-limiting compaction, sizes residue for rapid nutrient cycling, mixes crop residue to limit erosion and levels soil to provide uniform seedbed conditions for increased production capacity. Steiger wheeled HD tractors have a longer wheelbase combined with Case IH exclusive high flotation tires, providing more traction with less compaction, even under load.



OUR BEST EXPERTS, YOUR BEST PRACTICES.

The Case IH product development team doesn't just consult with experts or read about agronomic issues – our team is made up of experts with decades of field experience. They have spent years in their own fields and yours understanding what it takes to be a successful producer. And by using that level of knowledge and agronomic principles through every phase of design, we create better equipment.

BUILT TO WORK IN THE DIRT.

Construction managers now know what farmers have known for decades: Case IH Steiger tractors have the power you need to get the job done – from site prep to land leveling to general earth moving. The Steiger 600 delivers 10 percent power growth for 669 peak horsepower, to handle the largest scrapers. It has a two-stage turbocharger system: a small turbocharger provides low end responsiveness and a second, larger one offers maximum boost at high RPMs. And if you don't need that kind of muscle, there are plenty of other options from which to choose.



Model	HP	FPT ENGINE	TRANSMISSION	AXLE	HYDRAULICS
Steiger 450	450	12.9 L	Powershift with Diesel Saver APM automatic shift technology and 2 reverse gears, with 16Hi	Heavy-duty planetary bar axles on wheel models; flanged axle on Quadtrac models. Standard diff lock & internal wet brakes on front and rear axles.	Four remotes standard; up to eight optional remotes. 216 lpm standard flow with up to 428 lpm optional. Standard laser/GPS interface.
Steiger 500	500				
Steiger 550	550				
Steiger 600	600				

SCRAPER SIZE	TRACTOR DRAWBAR HP REQUIREMENT*
9.14 m	150 Drawbar HP
13.7 m	225 Drawbar HP
15.5 m	255 Drawbar HP
18.3 m	300 Drawbar HP

* Tractor must be configured for scraper work.



RELIABLE PERFORMANCE, DAY IN AND DAY OUT.

When you're on the job, uptime is the bottom line. You have to keep moving and so does your equipment. Rugged frames, durable drive trains, and powerful, fuel-efficient engines are the keys to durability and productivity.



BIG TRACTORS FOR THE BIGGEST CONSTRUCTION JOBS.

All Steiger tractors feature massive, heavy-duty axles that can carry up to 13,5 tons of operating weight. That's the most weight any tractor in its class can handle. Features like heavy-duty drivetrain components, 428-litres-per-minute hydraulic flow and power growth up to 669 peak horsepower are raising the bar as well.



HELPING YOU KEEP THINGS UNDER CONTROL.

Case IH powershift tractors feature the Case IH Diesel Saver™ Automatic Productivity Management (APM) system that helps maintain speed through the cut. APM automatically upshifts or downshifts as the load, grade or soil condition changes, ensuring peak speed and fuel efficiency. All Steiger tractors have an engine brake option that provides added control of your load on slopes.

BUILT SPECIFICALLY FOR EARTHMOVING WORK.

Case IH scraper tractors come standard with lots of features that have big benefits for earth moving:

- a cab with unmatched comfort, visibility and practicality
- a seat that swivels 40 degrees to the right for unmatched visibility of your attachment
- differential locks
- backup alarm
- tow cable
- 9 tons scraper drawbar
- antivandalism lockdown package
- ROP/FOPS (Roll Over Protection/Falling Object Protection Structure) certified to 30 tons
- Full cab suspension (standard on Quadtrac tractors; optional on wheeled)



AFS™ – ADVANCED FARMING SYSTEMS

Case IH Advanced Farming Systems® (AFS) have been at the forefront of precision farming for more than a decade, giving farmers the ability to control the entire crop production cycle. Case IH AFS® tools include everything you need to achieve repeatable accuracy down to 2.5 cm, reduce overlaps and cut input costs – and maximize your yield potential.

ADVANCED VEHICLE CONTROL.

If it's interactive vehicle set-up and control you need then look no further than the AFS Pro touch screens: monitor yield, fuel usage and work rates, connect external cameras, keep job records and manage ISOBUS implements. The AFS Pro touch screens are interactive, fully customizable and portable between your Case IH fleet.

VEHICLE GUIDANCE SOLUTIONS.

If it's a guidance system you are looking for, we have simple 'plug and play' lightbar steering kits through to fully automated and integrated AccuGuide solutions. The accuracy you need depends on your requirements. With range topping RTK systems you can be pass-perfect down to 2.5 cm. The xFill option can bridge RTK signal gaps of up to 20 minutes.

AFS FARM MANAGEMENT SOFTWARE.


Many variables apply in farming; the key is to understand what is happening and why. It's time to manage your farming operation on a new level by making decisions based on facts. With the AFS® Farm Management software package from Case IH you can see, field by field, the tasks performed, the work rates achieved, the fuel used during each task and, most importantly, your yield. Plan for the future today.


AFS CONNECT™ TELEMATICS.

The Case IH AFS Connect™ telematics system allows farm owners and managers to monitor and manage their machinery from the farm office, tracking machines in real time on the farm computer to observe how they are performing, through the use of precision guidance GPS signals and wireless data networks. Analysing the data it provides helps to improve logistics, minimise fuel consumption and maximise performance.









AFS CONNECT™ MONITOR PERFORMANCE, MAXIMIZE UPTIME, INCREASE INCOME.

Case IH AFS Connect™ telematics uses global positioning systems and mobile communication technology to send and receive machine, agronomic and jobsite information. Telematics technology allows you to know more – on the whereabouts, status and settings of your machines – even from your office desk, thus helping to improve the productivity of your business with up-to-the-minute information. Case IH AFS Connect™ telematics is “the clever way” to maximise your return on investment. For different demands and personal preferences, Case IH AFS Connect™ is available in two specification levels.

The **AFS Connect Basic** offers fleet management capabilities, machine location tracking and a working status overview. Knowing exactly where your tractor or harvester is – in which field and in which part of that field – allows you to guide trailers or fuel supplies exactly to the right spot. No time is wasted whilst the efficiency of man and machine is kept at their maximum. With the AFS Connect™ Manager, you can be alerted when your machine leaves a designated area. In addition to security benefits, this also allows you to guide operators to preferred routes and instructed areas – particularly helpful for inexperienced staff or contract services.

AFS CONNECT BASIC FEATURES.

- **Fleet Management**, including vehicle mapping, historic breadcrumbing
- **Machine Monitoring**, including geofence/curfew settings, motion detection for the last five days after last key-off
- **Maintenance**, including maintenance-due alerts
- **One-Minute Update Rate**, or when status change occurs including reporting of key on/off, idle time and workload
- **Machine Status**, including reporting of traveling, engine hours, moving, working and moving, moving and unloading, unloading and working, unloading and moving, unloading
- **Dashboard Graphic Interface** of key vehicle parameters on supported platforms, such as engine speed and oil temperature, coolant temperature and level, hydraulic oil temperature and pressure, fuel level, DEF level, battery voltage
- **Live Time** provides 30 minutes on the dashboard

The **AFS Connect Advanced** package includes all features and abilities of the AFS Connect Basic plus various other helpful management and analysis possibilities:

- Compare data from different machines and identify areas of possible improvement where one machine is performing better than the other.
- Having operating data instantly at hand, as well as access to performance and set-up figures from previous working periods for the same or similar machines, provides aid for new or inexperienced operators and enables them to quickly increase their efficiency.
- AFS Connect messaging allows farm owners and managers, as well as Case IH dealer technicians, to send advice directly to the machine's display – so operators can improve their performance on the move.

AFS CONNECT ADVANCED FEATURES.

- **CAN Viewer** lets you watch machine parameters remotely in real time
- **2-Way Messaging** from the web portal to the vehicle, with a predefined set of potential operator responses
- **Graphic Reports** showing area worked, yield average, flow average, moisture average, weight, fuel level
- **Live Time** provides 30 additional minutes through the CAN Viewer which gives you a deeper dive into machine performance data – per modem, per day, not pooled in any way
- **Cellular Network Coverage**, with multiple providers per country for best coverage. Roaming SIM Card and data plan included in AFS Connect subscription works global

MORE THAN MACHINES TO WORK FOR YOU: WE'VE GOT PEOPLE TO WORK WITH YOU.

When you buy a Case IH machine, you can be sure not only that you're buying the best product, but also that you've got the best dealer back-up behind you. Case IH dealers can offer advice on selecting the right machine, will ensure they deliver what you need when you need it, and will then continue to back you and your equipment with the service and spare parts backing you'd expect from a name as trusted as Case IH.



SKILLED BUSINESS ADVISOR AT YOUR DEALERSHIP. DEMAND MORE FROM YOUR CASE IH DEALERSHIP.

Purchasing a standalone piece of new equipment?
Keeping a whole fleet up-to-date? Whatever your size of operation, contact your local Case IH dealership for professional advice on your business needs. Case IH knows your farming needs best.



MAINTAIN THE PRODUCTIVITY OF YOUR INVESTMENT.

Case IH and its dedicated dealer network provide excellent support when you take delivery of your new machine and whilst it remains in your ownership. On the farm, you can rely on trained service professionals to maintain the productivity of your investment.



DO NOT RISK YOUR MACHINE'S LIFE. BUY CNH INDUSTRIAL PARTS & SERVICE!

Protect the value of your investment. Behind every Case IH product stands an extensive parts logistics organisation, stocking parts for products both old and new. Choosing to fit genuine Case IH parts will maintain the safety, value and performance of your original investment.



MODELS	STEIGER 400	STEIGER 450	STEIGER 500	STEIGER 550	STEIGER 600
ENGINE					
Number of cylinder / type / emission level	6 / WGT / Tier 2	6 / WGT / Tier 2	6 / WGT / Tier 2	6 / 2ST / Tier 2	6 / 2ST / Tier 2
Capacity (l)	12.9	12.9	12.9	12.9	12.9
Rated power ECE R120 ³⁾ [kW/hp(CV)]	298 / 406	336 / 457	373 / 508	410 / 558	447 / 608
Rated power ECE R120 ³⁾ Power Management [kW/hp(CV)]	328 / 446	365 / 497	403 / 548	440 / 599	492 / 669
Rated engine speed (rpm)	2100	2100	2100	2100	2100
Maximum power ECE R120 ³⁾ [kW/hp(CV)]	328 / 446	369 / 502	410 / 558	451 / 614	492 / 670
... at engine speed (rpm)	1900	1900	1900	1900	1900
Maximum torque (Nm @ 1400 rpm and @ 1500 rpm with Power Management)	1899	2136	2374	2611	2848
Torque rise Standard and Power Management (%)	40	40	40	40	40
Fuel tank, diesel (litres)	1200	1200	1200	1760	1760
Additional Fuel Filtration	water separator	water separator	water separator	water separator	water separator
TRANSMISSION					
Type	16/2 Powershift PS4	16/2 Powershift PS4	16/2 Powershift PS4	16/2 Powershift PS6	16/2 Powershift PS6
Powershuttle	●	●	●	●	●
Scraper Configuration	-	16/2 Powershift PS4		16/2 Powershift PS6	
AXLES					
Axle drive and gear arrangement	Planetary	Planetary	Compound Planetary	Compound Planetary	Compound Planetary
	4 Planet	4 Planet	3 Planet	3 Planet	3 Planet
Axle diameter (mm)	127	127	115	140	140
Rear axle diff-lock type	Multi disc wet plate with management system				
POWER TAKE OFF					
Type	Live independent system integral with transmission				
Speeds Option	1000	1000	1000	1000	1000
Engine speeds Standard / Option (rpm)	2000	2000	2000	2000	2000
Shaft type	1 3/4" shaft - 20 spline				
HYDRAULIC SYSTEM					
System type	Variable displacement, pressure and flow compensating (PFC)				
Max. pump flow (l/min)	159	159	159	159	159
Optional pumps max.pump flow High Flow/Twin Flow (l/min)	216/428	216/428	216/428	216/428	216/428
System pressure (bar)	210	210	210	210	210
No. of remote valves	4 to 8	4 to 8	4 to 8	4 to 8	4 to 8
THREE POINT HITCH (OPTIONAL)					
Max. lift capacity (kg)	9071	9071	8900	8900	8900
Category type	Cat IV-N	Cat IV-N	Cat IV-N	Cat IV-N	Cat IV-N
DRAWBAR					
Diameter of drawbar pin-high capacity (mm)	51	51	51	51	51
Max. permissible vertical load (kg)	4983	4983	4983	4983	4983
Max. permissible pulling load (kg)	17463	17463	22453	22453	22453
WEIGHT					
Minimum shipping weight (kg)	16351	16351	17913	19979	20805
Permissible total weight (kg)	22453	22453	25401	29937	29937
DIMENSIONS ¹⁾					
Total length (mm)	7493	7493	7615	7615	7615
Total height (mm)	3843	3843	3963	3963	3963
Total width (mm) without Dual fitted	3048	3048	3048	3048	3048
STANDARD TYRES ²⁾					
Front and rear	710/70R42				

● Standard Equipment - Not available ¹⁾ With standard tyres ²⁾ Other tyres on request ³⁾ ECE R120 is equal to ISO 14396 and 97/68/EC

MODELS	QUADTRAC 450	QUADTRAC 500	QUADTRAC 550	QUADTRAC 600
ENGINE				
Number of cylinder / type	6 / WGT	6 / WGT	6 / 2 ST	6 / 2 ST
Capacity (l)	12.9	12.9	12.9	12.9
Rated power ECE R120 ²⁾ [kW/hp(CV)]	336 / 457	373 / 508	410 / 558	447 / 608
Rated power ECE R120 ²⁾ Power Management [kW/hp(CV)]	365 / 497	403 / 548	440 / 599	477 / 649
Rated engine speed (rpm)	2100	2100	2100	2100
Maximum power ECE R120 ²⁾ [kW/hp(CV)]	369 / 502	410 / 558	451 / 614	492 / 670
Maximum power ECE R120 ²⁾ Power Management [kW/hp(CV)]	369 / 502	410 / 558	451 / 614	492 / 670
... at engine speed (rpm)	1900	1900	1900	1900
Maximum torque (Nm @ 1400 rpm and @ 1500 rpm with Power Management)	2136	2374	2611	2848
Torque rise Standard and Power Management (%)	40	40	40	40
Fuel tank, diesel (litres)	1200	1200	1820	1820
TRANSMISSION				
Type	16/2 Powershift PS4	16/2 Powershift PS4	16/2 Powershift PS6	16/2 Powershift PS6
Powershuttle	●	●	●	●
AXLES				
Axle drive and gear arrangement	Planetary & drop gear, 3 planet			
Rear axle diff-lock type	Multi disc wet plate with management system			
POWER TAKE OFF				
Type	Live independent system integral with transmission			
Speeds Option	1000	1000	1000	1000
Engine speeds Standard / Option (rpm)	2000	2000	2000	2000
Shaft type	1 3/4" shaft - 20 spline			
HYDRAULIC SYSTEM				
System type	Variable displacement, pressure and flow compensating (PFC)			
Max. pump flow (l/min)	159	159	159	159
Optional pumps max.pump flow High Flow/Twin Flow (l/min)	216/428	216/428	216/428	216/428
System pressure (bar)	210	210	210	210
No. of remote valves	4 to 8	4 to 8	4 to 8	4 to 8
THREE POINT HITCH				
Max. lift capacity (kg)	8949	8949	8949	8949
Category type	Cat IV-N	Cat IV-N	Cat IV-N	Cat IV-N
DRAWBAR				
Diameter of drawbar pin-high capacity (mm)	51	51	51	51
Max. permissible vertical load (kg)	4983	4983	4983	4983
Max. permissible pulling load (kg)	22453	22453	22453	22453
WEIGHT				
Minimum unballasted shipping weight (kg)	24292	24405	24405	24405
Permissible total weight (kg)	26308	26308	26308	26308
DIMENSIONS ¹⁾				
Total length (mm)	7613	7613	7613	7613
Total height (mm)	3912	3912	3912	3912
Total width (mm)	2997	2997	2997	2997
TRACKS				
Drive	4 independent crawler tracks			
Track width Standard / Option (cm)	30 / 36	30 / 36	30 / 36	30 / 36

● Standard Equipment - Not available ¹⁾ With standard tyres ²⁾ ECE R120 is equal to ISO 14396 and 97/68/EC



Safety never hurts! Always read the Operator's Manual before working with any equipment. Inspect equipment before using it, and be sure it is operating properly. Follow the product safety signs, and use any safety features provided. This literature has been published for worldwide circulation. The standard and optional equipment and the availability of individual models may vary from one country to the next. Case IH reserves the right to undertake modifications without prior notice to the design and technical equipment at all times without this resulting in any obligation whatsoever to make such modifications to units already sold. Whilst every effort is made to ensure that the specifications, descriptions and illustrations in this brochure are correct at the time of going to press, these are also subject to change without prior notice. Illustrations may show optional equipment or may not show all standard equipment. Case IH recommends **AKCELA** lubricants.

Case IH EMEA Brand Communications - Steyrer Strasse 32, 4300, Sankt Valentin, Austria - © 2015 CASE IH - Visit our website: www.caseih.com

Send us an e-mail: Africa.MaxService@caseih.com - MiddleEast.MaxService@caseih.com - Steiger Quadtrac Series - Cod. N. 15MEAC0002COM

