

POWERSTAR™ TRACTOR 65 PTO hp


T4.75



ERGONOMICS



VISIBILITY



EFFICIENCY



THE UPGRADED POWERSTAR™ TRACTOR: XL COMFORT, XS OPERATING COSTS

The upgraded T4.75 PowerStar™ tractor has been designed to take farming comfort to a whole new level. And, with 74 horsepower on tap, even the most demanding users can sit back and relax. Fully compliant with the even-more-stringent Tier 4B emissions regulations, the new PowerStar tractor saves fuel and improves performance with efficient Common Rail engines. With responsive performance, big comfort, and reduced operating costs, the T4.75 PowerStar is ready to be a key member of your farming family.



• CONVENIENT LEFT-HAND SHUTTLE LEVER

Shift between forward and reverse with the fingertips of your left hand while keeping your hands on the steering wheel. Opt for the power shuttle and there's no need to clutch.

• TRANSMISSION CONTROLS

Both the range lever and gear stick are intuitively positioned immediately to your right for the ultimate in comfortable operation from your natural driving position.

• OPTIONAL 540/540E PTO SPEED SELECTOR

Quickly switch PTO speed for more fuel efficiency using this lever located to your left.

• ERGONOMIC PTO LEVER

Use this convenient lever on your right-hand side to engage and disengage the PTO.

• OPTIONAL FOUR-WHEEL DRIVE

Engage four-wheel drive with a simple fingertip switch or pull lever, depending on transmission choice.




DESIGNED AROUND YOU. DESIGNED BY YOU.

New Holland knows that real farming knowledge can only come from real farmers. That's why dozens and dozens of tractor operators were involved in the design of the T4.75 PowerStar cab. You told us where you wanted the controls to be and we put them there. The process was further refined using state-of-the-art virtual techniques, and "Jack," a virtual farmer, was used to ensure that farmers of all shapes and sizes can enjoy the cab in absolute comfort.

COMMAND ARC CONSOLE

T4.75 controls are precisely placed for the ultimate in ergonomic operation. The Command Arc right-hand console houses the most frequently used controls, all within positions that are completely natural for your body. Never again will you feel like a contortionist in your own tractor.



• INFORMATION AT A GLANCE

The clear and visible instrument cluster moves in conjunction with the fully tiltable steering column so you always have an unobstructed view of information you need. Consult the all-new, dot-matrix performance monitor for at-a-glance operating information. Want to know your PTO or forward speed, or even when your next service is due? Simply glance at the easy-to-read LCD display and you'll be in the know.

• FINGERTIP LOADER CONTROL

You control up to two mid-mount valves using the integrated joystick. It's ideally positioned for precise operation from the comfort of the driver's seat, increasing productivity and reducing fatigue.

• ELECTRONIC THROTTLE

The electronic throttle control enables you to smoothly fine-tune your forward speed.

• UP TO THREE REMOTE VALVES

Dedicated mechanical levers are placed at the perfect angle to your body.

• POSITION AND DRAFT CONTROLS

You can fine-tune position and draft controls using this easy-to-reach lever.

• MOBILE STORAGE SLOT

A pocket built into the pillar below the radio is perfect for holding your mobile phone or MP3 player and provides easy connection to the auxiliary input.

• CREEPER ENGAGEMENT

This dedicated lever located to your right makes it easy to engage the creeper.

STEP IN, RELAX AND ENJOY THE RIDE

Ergonomic design. Absolute comfort. Industry-leading operator convenience and efficiency. These all add up to the ultimate driving experience. The new PowerStar™ cab was developed using state-of-the-art virtual reality techniques. What does that mean? A cab that feels as though it was designed expressly for you because it fits you like a glove.



WELCOME ABOARD

The wide opening door guarantees easy entry, and your comfort is further enhanced thanks to the flat floor and suspended pedals that reduce fatigue during long working days. On cab models, the steering column tilts to suit you using a foot control. Since the air conditioning unit is positioned under the seat, leave your hat on and enjoy the exceptional headroom. Just sit back, relax and enjoy the panoramic view of the job before you and your implements and attachments, whatever their dimensions.



ARE YOU SITTING COMFORTABLY?

The optional deluxe air suspension seat features a fully integrated armrest. For operators who extensively use rear-mounted equipment, 15° of swivel to the right allows you to pivot the entire seat to reduce neck fatigue during long days. The full-size instructor seat with seatbelt means two adults can comfortably ride together in the T4.75 PowerStar.






MONITORS ARE WELCOME

Add the optional baler bar with fully adjustable position settings to place bale monitors and control boxes in the natural line of sight for improved safety. It's a perfect choice for haying operations.



ENJOY THE RADIO

Selecting your favorite station on the go is easy thanks to the large-sized, reinforced buttons included on the available radio. For music lovers, an auxiliary plug for an MP3 player, together with its own personal pocket, is also available. A convenient coat hook has also been added to keep everything neatly in its place.



BRILLIANT LIGHTS FOR DARK NIGHTS

A full range of work lights are standard and can be angled to suit the application, offering a broad spread of light to turn night into day. You control all lights easily using the dedicated switch panel on the B-pillar. Cab models feature eight lights total, while ROPS models feature five. Two forward and two corner lights are on the PowerStar front hood. ROPS models feature one rear work light, while cab models feature two rear lights at the top of the cab and two additional lights at the front of the cab roof.

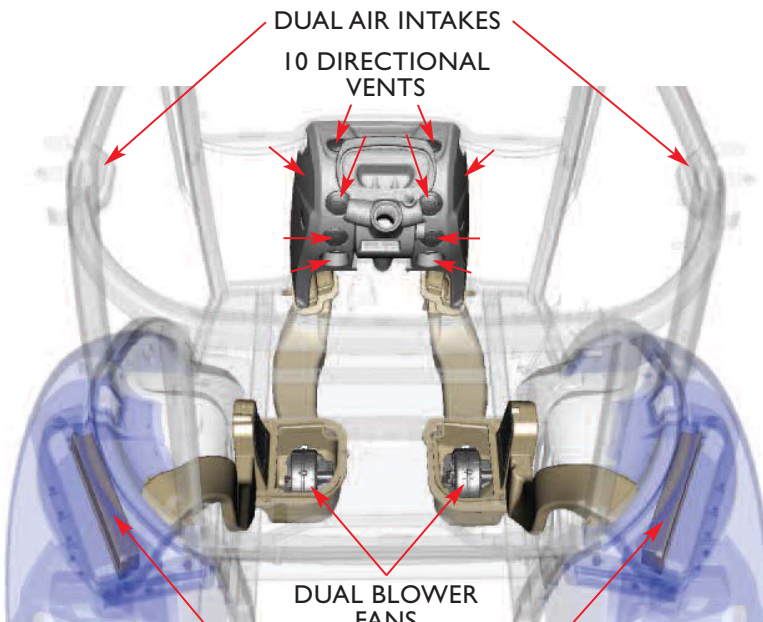


ROPS VERSION

If you select a T4.75 without a cab, you still enjoy the benefit of the flat deck, comfortable seating, outstanding visibility and controls that come easily to hand. A folding ROPS is standard equipment and safety is further enhanced during loader activities by the optional FOPS-compliant canopy.



AIR FLOW CONTROLS



DUAL CAB AIR FILTERS

HEAD-TO-TOE COMFORT

You control air flow for ultimate all-body comfort, or in cases of extreme temperatures, fast defrosting of the windshield. The controls on the B-pillar are within handy reach so you can adjust them easily and naturally while on the move.

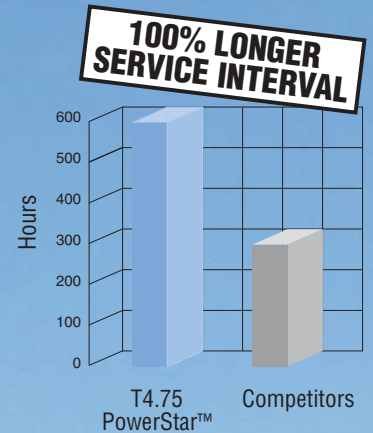
TWO FANS, 10 VENTS AND THE LATEST IN COOL TECHNOLOGY

The unique PowerStar climate system guarantees your comfort in every season. It features DUAL-fans—a unique feature in tractors of any size. Two intakes—one on each side of the cab—pull in outside air and direct it to up to 10 vents that you can individually position to direct air to the exact areas you prefer.

CLEAN, POWERFUL AND EFFICIENT ENGINES




T4.75 PowerStar tractors boast 3.4-liter Common Rail F5C engines developed by CNH Industrial that comply with stringent Tier 4B emissions regulations. Advanced Common Rail technology delivers precise fueling for optimal response and has also reduced fuel consumption by up to 13%. This super-quiet engine develops up to 74 hp(CV) and up to 310 Nm of torque for guaranteed productivity. The flat power curve between 1900 and 2100 rpm maintains maximum performance through a larger horsepower range, giving you more horsepower and efficiency than ever before. Throw in a power-to-weight ratio of just 30.4kg/hp (CV) and the T4.75 PowerStar tractor is your perfect farming partner. These tractors use a particulate matter catalyst (PM Catalyst) for Tier 4B compliance, which requires no maintenance and no intervention from the operator for the regeneration process. This further enhances efficiency.



COMMON RAIL. COMMON SENSE.

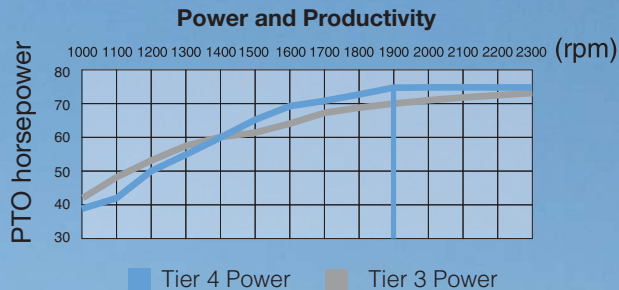
More responsive tractors. Lower fuel bills. This is the result of Common Rail technology. As your T4.75 PowerStar receives precisely the amount of fuel it requires, maximum power is now sustained starting at 1900 rpm for enhanced operating flexibility. The optimized combustion process also results in more efficient engines which are more responsive and better able to respond to your demands.

**Common Rail.
It's common sense.**




ENGINEERED TO REDUCE OPERATING COSTS.

Advanced engineering design means lower maintenance demands. The T4.75 PowerStar's already industry-leading service intervals have been further extended by 20% to 600 hours, making them 100% longer than most competitors. Choose New Holland to save you money, downtime and protect the environment.



PARTICULATE MATTER CATALYST (PM CATALYST): EFFICIENT EMISSIONS TECHNOLOGY

In order to meet the even-more-stringent Tier 4B emissions regulations, CNH Industrial used advanced PM Catalyst technology. Put simply, the PM Catalyst is a particle separator located in the exhaust system downstream of a diesel oxidation catalyst. Particulate matter, or soot, contained in the exhaust gas, passes through the PM Catalyst and, when it touches the walls, it is burned off. This filter does not block due to the high flow of exhaust gases. The simplest system around, it requires no operator intervention and never requires fuel-sapping regeneration. Trust New Holland for simple solutions which help you and the environment.



*Diagram property of Emitec



FPT
POWERTRAIN TECHNOLOGIES

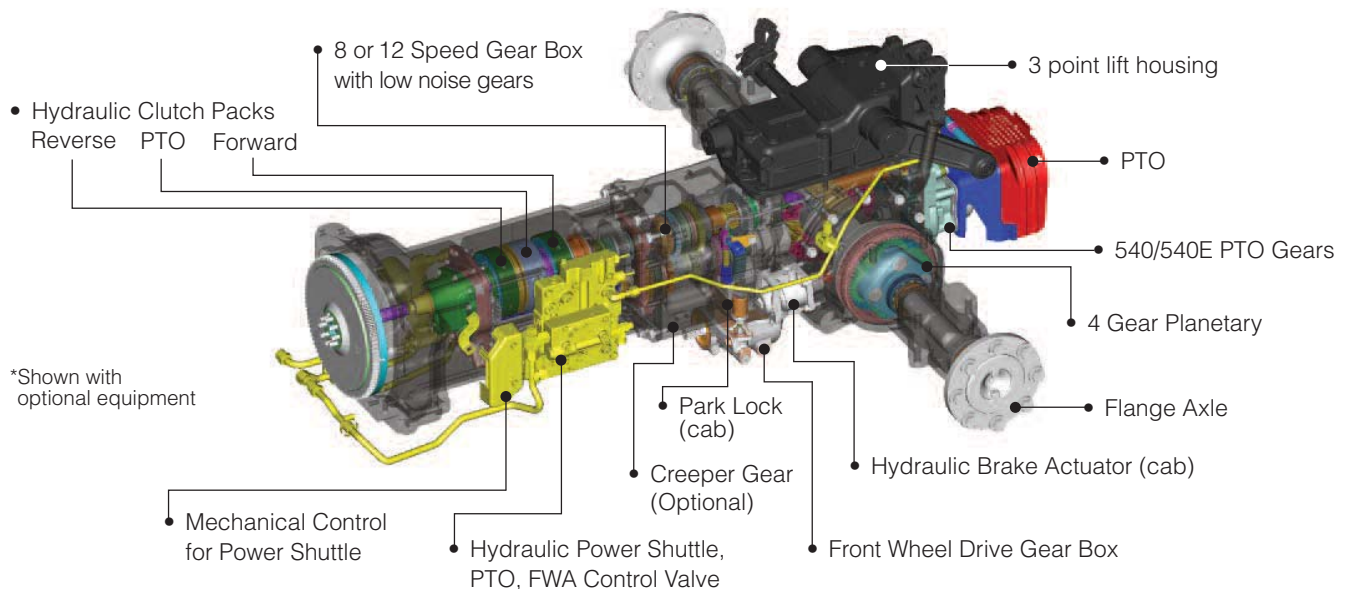
SELECT THE TRANSMISSION THAT SUITS YOU

New Holland knows that everyone has different requirements for a utility tractor. A choice of transmissions allows you to find the perfect solution for your operation.



THE LATEST TECHNOLOGY, THE MOST RUGGED SIMPLICITY.

New Holland engineers used the latest technology to design and manufacture the PowerStar drivetrain. The result: a refreshing picture of simplicity. All transmission gears are cut using a material and profile that yields the lowest possible noise. The power shuttle transmission features a simple, rugged design that does not use electronics. The hydraulic clutch packs are cooled in oil to extend clutch life—a clear advantage compared to dry mechanical clutches. The final reduction planetaries on all models feature **four** gears for added life when most tractors of this size only have three. All cab models feature a park lock, so there's no brake lever to pull. Just shift into "park."



HYDRAULIC POWER SHUTTLE TRANSMISSION

The 8x8 and 12x12 transmissions are available with a hydraulic power shuttle that lets you shift from forward to reverse **without** clutching, and **without** the need for electro-hydraulics. The shuttle lever is conveniently positioned on the steering column for quick, fingertip shuttling. You can operate the power shuttle while holding the steering wheel, perfect for performing precision loader work.



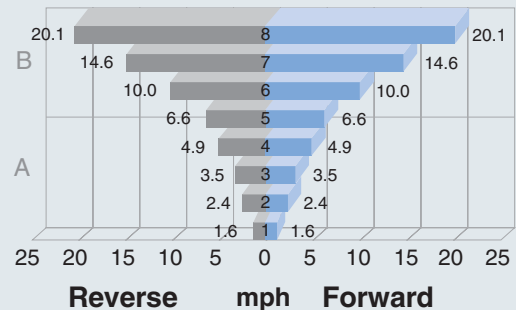
HOW SLOW DO YOU NEED TO GO?

Any PowerStar transmission can be further enhanced with the addition of a creeper option, which provides speeds as low as 5.9 feet per minute to tackle specialized applications such as hand planting and vegetable harvesting. The 8x8 transmissions with the creeper option provides one additional range with four creeper gears. The 12x12 creeper option provides two additional four-gear ranges for a total of eight creeper gears.

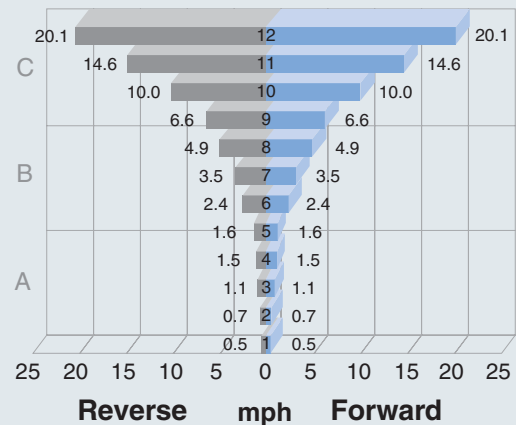
SYNCHRO SHUTTLE TRANSMISSION

The entry-level 8x8 Synchro Shuttle™ transmission offers get-on-and-go simplicity and the 12x12 Synchro Shuttle™ offers four additional gears in the working range—perfect for finding the speed to power a variety of implements. Both transmissions offer a robust mechanical shuttle for positive direction changes.

8x8 Transmission - 20 mph



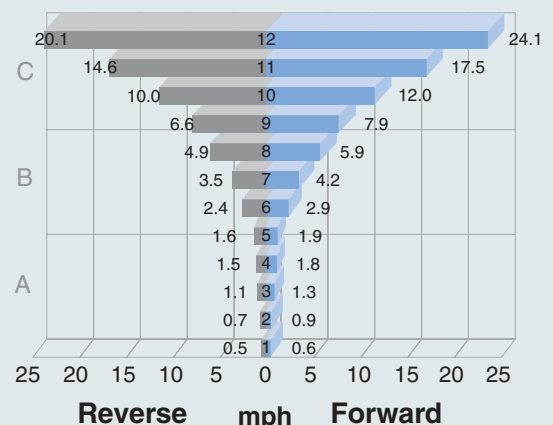
12x12 Transmission - 20 mph



24-MPH OPTION

For higher transport speeds, opt for a FWD T4.75 tractor. It's available with an optional 24-mph (40-kph) 12x12 transmission (synchro shuttle or hydraulic power shuttle) for faster travel between locations. You also get the benefit of enhanced braking performance, since four-wheel drive automatically distributes the braking effect on all four tires.

12x12 Transmission - 24 mph



PURPOSE-DESIGNED FOR LOADER WORK

New Holland knows that an integrated design is better than something tacked on as an afterthought. This is why New Holland developed the T4.75 PowerStar tractor in conjunction with the loader to maximize its performance. The 655TL loader sports a curved boom for increased precision and reduced losses. Both a self-leveling and non self-leveling model are available to meet your individual requirements. With a lift capacity of up to 3,179 pounds and a lift height of over 10.5 feet, you'll make quick work of the materials handling tasks you face.



LOW MOUNTING FOR IMPROVED VISIBILITY

The low, short loader mounting brackets guarantee that nearly every loader movement is within sight. You get exceptional forward and downward visibility, both when the loader is mounted, and after it has been removed. Plus, the low mounting points lower the tractor's overall center of gravity, which leads to better stability.

655TL FRONT LOADER	NON SELF-LEVELING	SELF-LEVELING
Max. lift height at pivot pin in. (mm)	126.3 (3209)	125.9 (3199)
Dump clearance at 60° in. (mm)	90.2 (2292)	89.9 (2285)
Digging depth in. (mm)	8.2 (210)	8.0 (205)
Lift capacity at 800mm lb. (kg)	2,478 (1124)	3,179 (1442)
Breakout force at 800mm lb. (kg)	3,739 (1696)	4,665 (2116)
Reach at max. Lift height in. (mm)	33.4 (850)	32.4 (825)
Reach at ground level in. (mm)	90.7 (2304)	90.5 (2300)
Bucket rollback angle degrees	45	40
Bucket dump angle degrees	60	60

LOOK UP AND WHAT DO YOU SEE?

Your loader of course! The PowerStar™ high-visibility roof panel was engineered to offer the perfect view of your loader at full lift. The arched front window, when combined with the super-thin roof beam, allows the most visibility on the market, so you work safe in the knowledge that you can see the bucket from ground level to full lift height from the comfort of your seat. You can also fully open the roof panel for improved ventilation. Dazzling sun? Simply pull across the integrated sun visor to shade yourself from the harshest rays.



NATURAL LOADING EASE BY DESIGN

Easy, instinctive loader control was an integral part of designing the PowerStar tractors. From the natural position of the loader joystick on the right-hand console and convenient location of the forward/reverse shuttle lever on the left side of the steering column to the incredible visibility, PowerStar tractors are ready to lift, load, move and stack.

FAST ATTACHMENT CHANGES

The skid-steer-style quick-attach coupling system allows you to change attachments fast – a bucket now, a bale spear next, and pallet forks after that. And, you can remove the quick-attach loader entirely when you don't require it, since it has its own built-in stands for safe storage

TAILOR POWERSTAR™ HYDRAULICS AND PTO ECONOMY TO THE TASK

The precision-engineered PowerStar™ hydraulic system delivers 12.5 gallons per minute (gpm) to meet your individual demands. Designed with front loaders in mind, the system features a dedicated steering pump to ensure maintained steering accuracy without compromising loader cycle times. A front axle which features an optional slot for compatibility with specialty front-driven implements is available. The design maintains overall strength and is perfect for many municipal applications.



MECHANICAL DRAFT CONTROL

Mechanical draft control offers proven reliability and maintains a constant draft load with three-point-mounted implements. This simple, easy-to-operate system uses dedicated controls located conveniently to the right of the operator.



EFFICIENT PTO OPERATION WITH ECO SETTING

The reduced 1900-rpm standard PTO speed decreases fuel consumption and noise. Use the ergonomic lever located on the Command Arc console to select the desired PTO speed. A 540 ECO PTO speed is also available, and guarantees even more impressive fuel savings thanks to a mere 1,592-rpm engine speed. In addition, your productivity will soar thanks to 16% more torque available in this range.

MECHANICAL REMOTE VALVES

Select up to three remote valves. Engage the valves and swiftly and intuitively select from three positions—float, neutral or extend—using the dedicated levers on the Command Arc console. Add optional flow control so you can adjust hydraulic performance to suit the task at hand.



STRONG, EFFICIENT AND POWERFUL

With a three-point hitch lift capacity of 3,664 pounds, measured at the ball ends, the rear linkage has a continuous lift capacity of up to 4,832 pounds. The robust, heavy-duty design allows you to lift even the heaviest implements with ease. Flexible link ends and telescoping stabilizers are standard equipment to make implement hook-up a breeze.



EASY T4.75 MAINTENANCE

The new T4.75 PowerStar tractor has been designed to be the ultimate in ease of daily maintenance. All service points are easy to access from ground level, and 600-hour service intervals mean this tractor will spend more time in its natural environment: doing what you want it to!



The engine air filter is easy to check, clean or replace, with no need for tools.



Single-piece hood opens wide for full servicing access.

Replace or clean the cab air filter by simply removing from the easy-access fender-mounted position.

Engine and hydraulic oil are checked without opening the hood for faster checking and simpler servicing.

The cooling package slides out for simple and efficient cleaning.

Refill the 23.8-gallon fuel tank from ground level.

T4.75 POWERSTAR™ TRACTOR SPECIFICATIONS


Engine		
Type		4-cylinder diesel
Make / Model		FPT / F5C
Aspiration		Turbocharged
Displacement	cu. in. (L)	207 (3.4)
Rated speed	(RPM)	2,300
Gross engine HP		74
PTO horsepower		65
Emission legislation		US EPA Tier 4B
Cold Start aid		Grid Heater
Transmissions		
Standard		8x8 mechanical shuttle
Option 1		8x8 hydraulic shuttle
Option 2		12x12 mechanical shuttle
Option 3		12x12 hydraulic shuttle
Creep range		Yes – all transmissions
PTO		
Type		Fully independent
Base equipment PTO speed		540 @ 1,958 engine RPM
Optional PTO speed (540E)		540 @ 1,592 engine RPM
3-Point hitch		
Category		II / I
Draft sensing		Top link
ASAE lift capacity	@ 24" lbs. (kg)	3,664 (1662)
Lift arms		Flexible
Stabilizers		Telescopic
Hydraulics		
System type		Open center
Mechanical Shuttle Transmission		
Implement pump flow	GPM (l/min)	12.5 (47.5)
Steering & services pump flow	GPM (l/min)	7.3 (27.5)
Power Shuttle Transmission		
Implement pump flow	GPM (l/min)	12.5 (47.5)
Steering & services pump flow,	GPM (l/min)	9.5 (36)
Remotes		up to 3
Dimensions		
Wheelbase (2wd)	in. (mm)	85.8 (2180)
Wheelbase (4wd)	in. (mm)	83.9 (2132)
Overall length	in. (mm)	151 (3836)
ROPS height (folded)	in. (mm)	76 to 78.9 (1931 to 2006)
Cab height	in. (mm)	94.8 to 97.8 (2409 to 2484)
Weights		
ROPS (2wd)	lbs. (kg)	5,027 (2280)
ROPS (4wd)	lbs. (kg)	5,952 (2700)
Cab (2wd)	lbs. (kg)	5,622 (2550)
Cab (4wd)	lbs. (kg)	6,239 (2830)



ERGONOMICS



VISIBILITY



EFFICIENCY





VALUE, SERVICE AND SOLUTIONS

There's a certain way of thinking that comes from living on a farm. Farming takes equal parts brain and brawn. Not to mention thick skin, calloused hands and a fair share of know how. Seasoned farmers know it helps to have equipment that's built by farmers, sold by farmers and used by farmers.

Support at every step. When you place your confidence in New Holland agricultural equipment, you get the finest in local support. Your New Holland dealer understands the many challenges you face and stands behind you at every step with the equipment, parts, service and financial solutions to make your job easier. Look to New Holland for a complete selection of equipment, including a full line of tractors, hay & forage equipment, harvesting, crop production and material handling equipment.

Quality parts and service. Turn to your New Holland dealer after the sale for expert, factory-trained service and genuine New Holland-branded parts. Your dealer has the very latest service updates and training to ensure your equipment keeps working productively season after season.

Financing solutions. Your New Holland dealer can tell you about smart ways to turn your financial challenges into opportunities with a portfolio of innovative financial services available through CNH Industrial Capital, including customized financing, leasing, insurance and the purchasing convenience of a Commercial Revolving Account.

For reliable equipment, parts and service — or just honest advice on farming and finance — turn to New Holland and your trusted New Holland dealer. We know. We're farmers, too.



We are proud to support the FFA.

Learn more at www.newholland.com/na

Design, materials and/or specifications are subject to change without notice and without liability therefor. Specifications are applicable to units sold in Canada, the United States, its territories and possessions, and may vary outside these areas.

© 2014 CNH Industrial America LLC. All rights reserved. New Holland is a trademark registered in the United States and many other countries, owned by or licensed to CNH Industrial N.V., its subsidiaries or affiliates. Any trademarks referred to herein, in association with goods and/or services of companies, other than owned by or licensed to CNH Industrial N.V., its subsidiaries or affiliates, are the property of those respective companies.



Safety begins with a thorough understanding of the equipment. Always make sure you and your operators read the Operator's Manual before using the equipment. Pay close attention to all safety and operating decals and never operate machinery without all shields, protective devices and structures in place.

NH31T47514 • 061425 • SG • PRINTED IN U.S.A.