



WHEELED EXCAVATOR **WX145 - Series 2**



Engine Horsepower	90 kW - 121 hp
Max Operating weight	16 500 kg
Bucket	0.2 m ³ to 0.8 m ³

SERVICE ACCESS

The WX series of wheeled excavators use the latest Family III Case diesel engines. All engines feature extended 500 hour service intervals, for minimal downtime, and the machines have easy access to all service and diagnostic points. An ecological oil drain reduces the risk of ground contamination during regular maintenance work.

Ease of service. Minimum downtime.



OPERATOR SECURITY

Large volume fully glazed cab features outstanding visibility all around the machine. An air suspension seat and tilting steering column ensure that all operators can achieve a comfortable driving position, reducing fatigue and increasing productivity. Automatically operating brakes and front axle lock, along with direction control switch on the joystick reduce operator effort, while Digipower management and fine grading mode allow the operator total control of the engine and hydraulic power.

Reduced fatigue. Maximum productivity.

CASE PERFORMANCE

The WX machines have a compact upperstructure that promotes high lifting and digging performance. With full blade and stabiliser independence, and mechanically lockable stabiliser pads, the WX excavators offer a solid working platform. High engine output with Power Boost function ensures total productivity, while a PowerShift transmission allows optional travel speeds of 30 km/h with on-the-move gear shifting. Quick coupler compatible with previous generation machines and quick connectors on auxiliary hydraulics provides rapid changeover between attachments, increasing machine versatility.

Designed to work. Built to perform.



SECURE OPERATION

Case inching and extra slow speed setting, along with road travel mode swing and attachment cut-out, provide safe operation in all conditions. Engine safe warm-up control and automatic battery cut-off reduce the possibility of damage to the engine and hydraulic system at start-up. Stabiliser cylinder protection cuts the risk of damage in rough ground and abrasive material. Integrated anti-theft device provides peace of mind for Case WX customers.

Safety First. Investment Protection.

ENGINE



The WX145 uses a four cylinder Case engine for maximum fuel economy. This EU Tier III compliant engine is turbocharged and intercooled for optimised clean combustion and high power output. The engine has been designed for maximum reliability and durability, with an auto warm-up feature ensuring long service life and minimal downtime.

UNDERCARRIAGE



A two speed range transmission offers an optional maximum travel speed between job sites of 30 km/h. Excellent ground clearance, with the option of a two-piece drive shaft, offers true off-road capability for maximum versatility on site. As with all Case WX machines the WX145 has the Case inching control, which allows the operator to gradually move the machine for safe and accurate positioning. The machine is available with single wheels or double wheels with a twinning ring, allowing the customer to tailor the layout to meet their application.

VISIBILITY



Large glass area with two-piece full height front windscreen offers unparalleled visibility all around the machine. The operator has a clear view to the work area when digging and loading, and to the road ahead when travelling the machine between job sites. A low engine canopy to the rear of the machine provides a clear view behind the excavator when manoeuvring on confined sites.

OPERATOR'S CAB

Ergonomic design with large tinted glass area provides feeling of space and excellent all round visibility, ensuring safe operation on site. Large roof window with shade, fully adjustable suspension seat, adjustable tilt steering column and exceptionally low internal noise levels allow fatigue-free operation and full day productivity. Large LCD display provides all operating information and diagnostic functions, along with integrated working mode display. All major operating controls, including travel direction, attachment and blade/stabiliser selection, levelling mode and power boost function are integrated into the joystick levers, reducing operator effort and ensuring total control of the machine.



HYDRAULICS



Clean, easy to maintain hydraulic valve layout. The Case Digipower hydraulic control system monitors the main pumps and regulates engine power to meet the needs of the operator. The WX machines offer a range of selectable power levels, for specific digging and lifting tasks, including a levelling mode for fine grading work. PowerBoost is standard in the lifting modes and works for 8 seconds in all other modes on request.

STABILIZERS



Customers can choose between a stabilisers, blade or a combination of the two, thanks to the modular design of the Case WX chassis. The stabilisers and dozer blade are independently controlled, to allow for levelling on rough ground. Optional City stabilisers have numerous pad positions, providing full stability with the ability to work the machine in confined areas, such as alongside kerbs and raised ironwork.

ACCESSIBILITY



Even with the reduced tail radius of the Case WX, the machine retains the Case access catwalk behind the cab, offering the service engineer excellent access to the regular service and maintenance points and providing a safe working area. A lift up engine canopy provides a clear view to the top of the engine, the hydraulic valves and the cooling pack.



SPECIFICATIONS

ENGINE

Make _____ CASE - Family III
 Model _____ 445TA/MLH
 Type _____ 4 cyl. turbo charged, direct injection, intercooler
 Displacement _____ 4.5 l
 Bore x stroke _____ 104 x 132 mm
 Output power (ISO 14396) _____ 90 kW/121 hp
 Rated speed _____ 2000 rpm

HYDRAULIC SYSTEM

Main pumps _____ 3 variable displacement, axial piston
 Total maximum flow _____ 2 x 143 lpm + 73 lpm
 Attachment maximum pressure/PowerBoost 345/370 bar
 Travel maximum pressure _____ 370 bar
 Swing maximum pressure _____ 360 bar

SWING

Swing speed _____ 9 rpm
 Swing torque _____ 36 kNm
 Tail swing radius _____ 1.85 m

TRAVEL

Maximum travel speed (field range) _____ 8 km/h
 Maximum travel speed (road range) _____ 20 or 30 km/h
 Maximum drawbar pull (field range) _____ 87 kN

ELECTRICAL SYSTEM

Voltage _____ 24 V
 Batteries _____ 2 x 12 V - 100 Ah
 Alternator _____ 70 A
 Automatic isolator switch and 12 V power supply in cab as standard.

CIRCUIT AND COMPONENT CAPACITIES

Engine oil _____ 16 l
 Cooling circuit _____ 26 l
 Fuel tank _____ 210 l
 Hydraulic tank _____ 110 l
 Swing gear _____ 5.5 l

TYRES

4 wheels _____ 18 -19.5 XF
 8 wheels with twinning rings _____ 10.00 - 20
 _____ 11.00 - 20
 _____ 600/400 - 22.5
 _____ 315/8012 - 22.5

SHIPPING DIMENSIONS AND WEIGHT

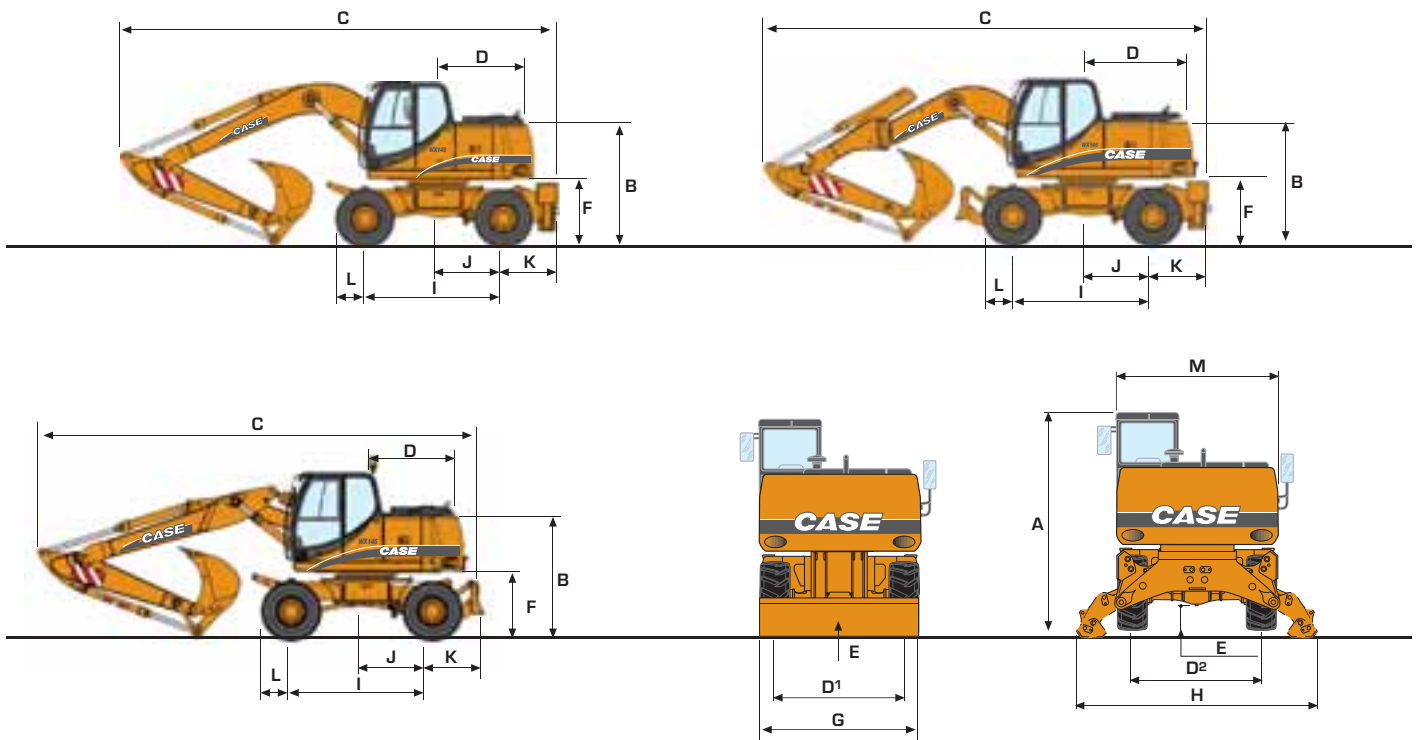
MONOBOOM	without uc attach.			PL			P2A			P2AL			P2A CITY STABS			P2AL CITY STABS		
				Rear Blade			Rear Stabilisers			Front Blade + 2 Stab.			Rear City Stabs			Front Blade + City Stabs		
	max length mm	max height mm	kg	max length mm	max height mm	kg	max length mm	max height mm	kg	max length mm	max height mm	kg	max length mm	max height mm	kg	max length mm	max height mm	kg
Dipper 2.00 m	7700	3050	14450	8000	3040	14900	8100	3050	14800	8100	3050	15350	8250	3050	14700	8250	3050	15250
Dipper 2.30 m	7700	3050	14500	8000	3050	14950	8100	3050	14800	8100	3050	15400	8250	3050	14750	8250	3050	15300
Dipper 2.60 m	7700	3235	14550	8000	3235	15000	8100	3235	14800	8100	3235	15450	8250	3235	14800	8250	3235	15350

ARTICULATED BOOM	without uc attach.			PL			P2A			P2AL			P2A CITY STABS			P2AL CITY STABS		
				Rear Blade			Rear Stabilisers			Front Blade + 2 Stab.			Rear City Stabs			Front Blade + City Stabs		
	max length mm	max height mm	kg	max length mm	max height mm	kg	max length mm	max height mm	kg	max length mm	max height mm	kg	max length mm	max height mm	kg	max length mm	max height mm	kg
Dipper 2.00 m	7900	3050	14850	8200	3050	15300	8300	3050	15300	8300	3050	15850	8450	3050	15200	8300	3050	15750
Dipper 2.30 m	7900	3050	14850	8200	3050	15350	8300	3050	15350	8300	3050	15900	8450	3050	15250	8300	3050	15800
Dipper 2.60 m	7900	3050	14900	8200	3050	15400	8300	3050	15400	8300	3050	15950	8450	3050	15300	8300	3050	15850

OFFSET BOOM	without uc attach.			PL			P2A			P2AL			P2A CITY STABS			P2AL CITY STABS		
				Rear Blade			Rear Stabilisers			Front Blade + 2 Stab.			Rear City Stabs			Front Blade + City Stabs		
	max length mm	max height mm	kg	max length mm	max height mm	kg	max length mm	max height mm	kg	max length mm	max height mm	kg	max length mm	max height mm	kg	max length mm	max height mm	kg
Dipper 2.00 m	7750	3050	14950	8050	3050	15400	8150	3050	15900	8150	3050	16400	8300	3050	15800	8150	3050	16300
Dipper 2.30 m	7750	3050	15000	8050	3050	15450	8150	3050	15950	8150	3050	16450	8300	3050	1850	8150	3050	16350
Dipper 2.60 m	77750	3350	15050	8050	3350	15500	8150	3350	16000	8150	3350	16500	8300	3350	15900	8150	3350	16400

Weights are indicated fitted with a 440 kg bucket, twin tyres 10.00 - 20 16 PR - * Option counterweight 3.7 t

GENERAL DIMENSIONS



			MONOBOOM	ARTICULATED BOOM	OFFSET BOOM
A	Overall height (with attachment)	m	3.05	3.05	3.05
B	Height of machine	m	2.35	2.35	2.35
C	Overall length	m	8.25*	8.30*	8.15*
D	Swing tail radius	m	1.85	1.85	1.85
D¹	Gauge with 4 wheels	m	1.89	1.89	1.89
D²	Gauge with 8 wheels	m	1.91	1.91	1.91
E	Ground clearance of undercarriage	m	0.37	0.37	0.37
F	Ground clearance of uppercarriage	m	1.25	1.25	1.25
G	Width unit blade/stabilizers	m	2.53	2.53	2.53
H	Width over stabs (max height)	m	3.73	3.73	3.73
I	Wheel base	m	2.55	2.55	2.55
J	Dimension rear axle to center		1.17	1.17	1.17
K	Rear Stabilisers	m	1.08	1.08	1.08
L	Undercarriage front end	m	0.56	0.56	0.56
M	Width of uppercarriage	m	2.50	2.50	2.50

* Front blade and City stabs

Tires type 600/40 - 22,5 I-331 Alliance

BUCKETS

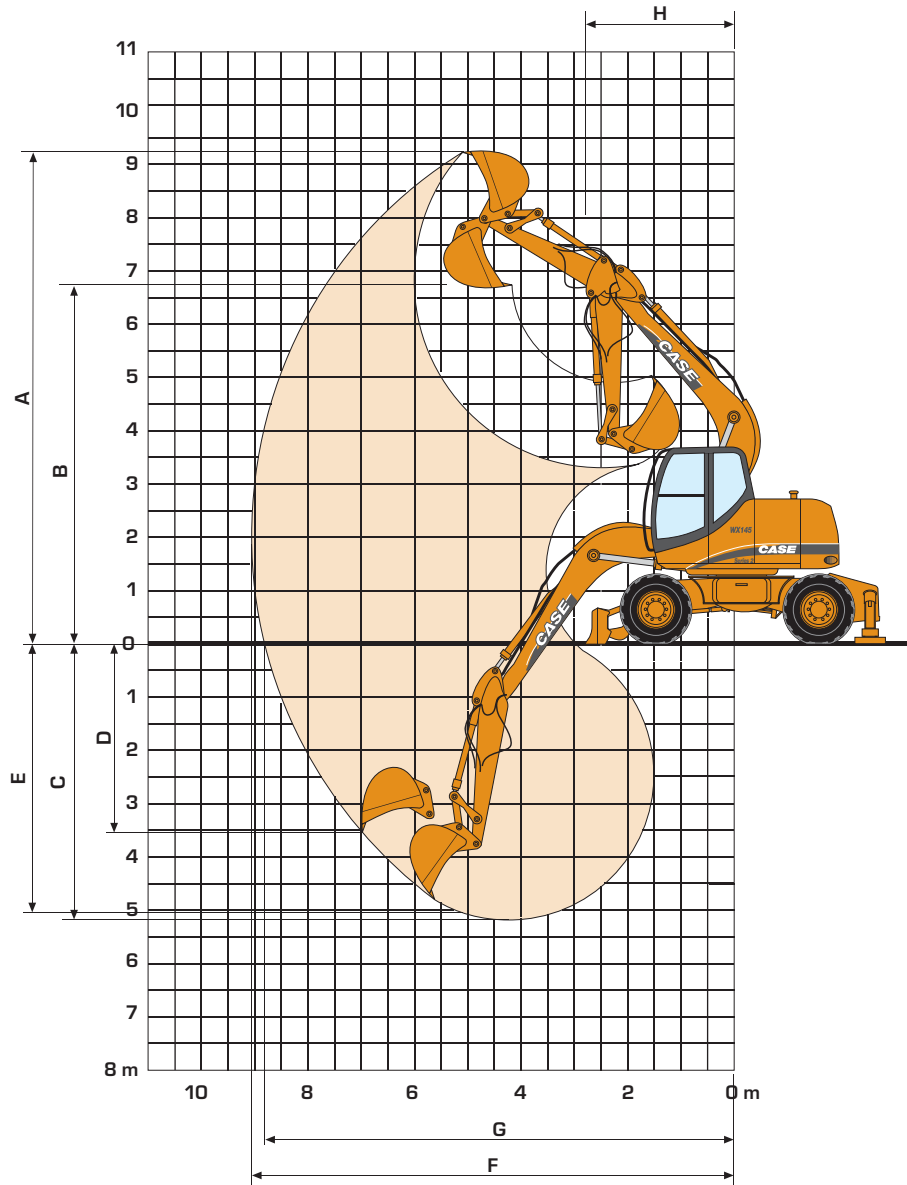
GENERAL PURPOSE

SAE capacity	l	210	310	420	520	580	630	740
Width	mm	450	600	750	900	1000	1100	1200
Weight	kg	245	278	312	355	388	421	445

DITCH CLEANING

SAE capacity	l	540
Width	mm	1830
Weight	kg	475

PERFORMANCE DATA



		MONO BOOM 4,65 m			ARTICUL. BOOM 4,70 m			OFFSET BOOM 4,80 m			
		2,00 m	2,30 m	2,65 m	2,00 m	2,30 m	2,65 m	2,00 m	2,30 m	2,65 m	
DIPPERSTICK											
A	Max. digging height	m	8,4	8,4	8,6	9,2	9,3	9,5	8,3	8,3	8,4
B	Max. loading height	m	6,0	6,0	6,2	6,8	6,9	7,2	6,0	6,0	6,2
C	Max. digging depth	m	4,8	5,1	5,5	4,7	5,0	5,3	4,7	5,0	5,3
C'	Max. digging depth with offset	m	-	-	-	-	-	-	1,4	1,7	2,0
D	Max. vert. wall digging depth	m	3,0	3,0	3,2	2,5	2,8	2,8	2,2	2,0	2,3
E	Max. depth of cut for 8' level bottom	m	4,5	4,8	5,1	4,6	4,9	5,2	4,4	4,7	5,0
F	Max. digging reach	m	8,2	8,4	8,7	8,3	8,5	8,8	8,1	8,3	8,6
G	Max. digging reach at ground level	m	8,0	8,2	8,4	8,1	8,3	8,6	7,9	8,1	8,4
H	Min. front swing radius	m	3,0	3,0	3,0	2,7	2,6	2,7	2,9	2,9	2,9
	Bucket breakout force [370 bar] ISO	kN	104,3	104,3	104,3	104,3	104,3	104,3	104,3	104,3	104,3
	Stick crowd force [370 bar] ISO	kN	69,8	63,6	58,4	69,8	63,6	58,4	69,8	63,6	58,4

LIFTING CAPACITY

MONO BOOM

Values are expressed in tons

 Front 90°	REACH									
	3.0 m		4.5 m		6.0 m		7.5 m		At max reach	

2.00 m dipper, counterweight 3.70 t, weight of Quick Coupler 250 kg

6.0 m	Rear dozer up									1.7*	1.7*	5.8
	Rear dozer down									1.7*	1.7*	5.8
	2 set stabs down									1.7*	1.7*	5.8
	Dozer and stabs down									1.7*	1.7*	5.8
4.5 m	Rear dozer up			4.4*	3.3	3.3	2.0			1.6*	1.6*	6.7
	Rear dozer down			4.4*	3.8	3.5*	2.3			1.6*	1.6*	6.7
	2 set stabs down			4.4*	4.4*	3.5*	3.0			1.6*	1.6*	6.7
	Dozer and stabs down			4.4*	4.4*	3.5*	3.5*			1.6*	1.6*	6.7
3.0 m	Rear dozer up			5.0	3.0	3.2	1.9			1.6*	1.4	7.2
	Rear dozer down			5.5*	3.5	4.4*	2.2			1.6*	1.6*	7.2
	2 set stabs down			5.5*	4.5	4.4*	2.9			1.6*	1.6*	7.2
	Dozer and stabs down			5.5*	5.5*	4.4*	3.9			1.6*	1.6*	7.2
1.5 m	Rear dozer up			4.7	2.8	3.1	1.8			1.7*	1.3*	7.3
	Rear dozer down			6.7*	3.2	4.9*	2.1			1.7*	1.6	7.3
	2 set stabs down			6.7*	4.2	4.9*	2.7			1.7*	1.7*	7.3
	Dozer and stabs down			6.7*	5.9	4.9*	3.8			1.7*	1.7*	7.3
0.0 m	Rear dozer up	4.5*	4.5*	4.6	2.6	3.0	1.7			2.0*	1.4	7.0
	Rear dozer down	4.5*	4.5*	7.3*	3.1	5.2	2.0			2.0*	1.6	7.0
	2 set stabs down	4.5*	4.5*	7.3*	4.0	4.9	2.7			2.0*	2.0*	7.0
	Dozer and stabs down	4.5*	4.5*	7.3*	5.7	5.2*	3.7			2.0*	2.0*	7.0
-1.5 m	Rear dozer up	8.4*	4.7*	4.5	2.6	3.0	1.7			2.6*	1.6	6.4
	Rear dozer down	8.4*	5.7	7.0*	3.0	4.9*	2.0			2.6*	1.8	6.4
	2 set stabs down	8.4*	7.8	7.0*	4.0	4.9	2.6			2.6*	2.4	6.4
	Dozer and stabs down	8.4*	8.4*	7.0*	5.7	4.9*	3.7			2.6*	2.6*	6.4
-3.0 m	Rear dozer up	8.4*	4.9	4.6	2.6					3.7	2.1	5.3
	Rear dozer down	8.4*	5.9	5.7*	3.1					4.2*	2.5	5.3
	2 set stabs down	8.4*	8.0	5.7*	4.1					4.2*	3.3	5.3
	Dozer and stabs down	8.4*	8.4*	5.7*	5.7*					4.2*	4.2*	5.3

2.30 m dipper, counterweight 3.70 t, weight of Quick Coupler 250 kg

6.0 m	Rear dozer up					1.6*	1.6*			1.4*	1.4*	6.1
	Rear dozer down					1.6*	1.6*			1.4*	1.4*	6.1
	2 set stabs down					1.6*	1.6*			1.4*	1.4*	6.1
	Dozer and stabs down					1.6*	1.6*			1.4*	1.4*	6.1
4.5 m	Rear dozer up					3.1*	2.0			1.3*	1.3*	6.9
	Rear dozer down					3.1*	2.3			1.3*	1.3*	6.9
	2 set stabs down					3.1*	3.0			1.3*	1.3*	6.9
	Dozer and stabs down					3.1*	3.1*			1.3*	1.3*	6.9
3.0 m	Rear dozer up	8.1*	5.7	5.1	3.0	3.2	1.9			1.4*	1.3	7.4
	Rear dozer down	8.1*	6.7*	5.2*	3.5	4.2*	2.2			1.4*	1.4*	7.4
	2 set stabs down	8.1*	8.1*	5.2*	4.5	4.2*	2.9			1.4*	1.4*	7.4
	Dozer and stabs down	8.1*	8.1*	5.2*	5.2*	4.2*	3.9			1.4*	1.4*	7.4
1.5 m	Rear dozer up	4.3*	4.3*	4.8	2.8	3.1	1.8			1.5*	1.2	7.5
	Rear dozer down	4.3*	4.3*	6.5*	3.2	4.7*	2.1			1.5*	1.5	7.5
	2 set stabs down	4.3*	4.3*	6.5*	4.2	4.7*	2.7			1.5*	1.5*	7.5
	Dozer and stabs down	4.3*	4.3*	6.5*	5.9	4.7*	3.8			1.5*	1.5*	7.5
0.0 m	Rear dozer up	5.2*	4.6	4.5	2.6	3.0	1.7			1.8*	1.3	7.2
	Rear dozer down	5.2*	5.2*	7.2*	3.1	5.1*	2.0			1.8*	1.5	7.2
	2 set stabs down	5.2*	5.2*	7.2*	4.0	4.9	2.6			1.8*	1.8*	7.2
	Dozer and stabs down	5.2*	5.2*	7.2*	5.7	5.1*	3.7			1.8*	1.8*	7.2
-1.5 m	Rear dozer up	8.2*	4.7	4.5	2.5	2.9	1.7			2.3*	1.4	6.6
	Rear dozer down	8.2*	5.6	7.1*	3.0	5.0*	2.0			2.3*	1.7	6.6
	2 set stabs down	8.2*	7.7	7.1*	4.0	4.8	2.6			2.3*	2.2	6.6
	Dozer and stabs down	8.2*	8.2*	7.1*	5.6	5.0*	3.6			2.3*	2.3*	6.6
-3.0 m	Rear dozer up	9.0*	5.8	6.0*	3.1					3.8*	2.3	5.6
	Rear dozer down	9.0*	7.9	6.0*	4.0					3.8*	3.0	5.6
	2 set stabs down	9.0*	7.9	6.0*	4.0					3.8*	3.0	5.6
	Dozer and stabs down	9.0*	9.0*	6.0*	5.7					3.8*	3.8*	5.6

* Hydraulically limited

LIFTING CAPACITY

MONO BOOM

Values are expressed in tons

Front 90°	REACH											
	3.0 m		4.5 m		6.0 m		7.5 m		At max reach		m	
2.60 m dipper, counterweight 3.70 t, weight of Quick Coupler 250 kg												
7.5 m	Rear dozer up									1.4*	1.4*	5.0
	Rear dozer down									1.4*	1.4*	5.0
	2 set stabs down									1.4*	1.4*	5.0
	Dozer and stabs down									1.4*	1.4*	5.0
6.0 m	Rear dozer up					2.0*	2.0*			1.2*	1.2*	6.4
	Rear dozer down					2.0*	2.0*			1.2*	1.2*	6.4
	2 set stabs down					2.0*	2.0*			1.2*	1.2*	6.4
	Dozer and stabs down					2.0*	2.0*			1.2*	1.2*	6.4
4.5 m	Rear dozer up					2.9*	2.0			1.1*	1.1*	7.2
	Rear dozer down					2.9*	2.4			1.1*	1.1*	7.2
	2 set stabs down					2.9*	2.9*			1.1*	1.1*	7.2
	Dozer and stabs down					2.9*	2.9*			1.1*	1.1*	7.2
3.0 m	Rear dozer up	7.2*	5.8	4.9*	3.1	3.2	1.9	1.6*	1.3	1.1*	1.1*	7.7
	Rear dozer down	7.2*	6.9	4.9*	3.6	3.9*	2.2	1.6*	1.5	1.1*	1.1*	7.7
	2 set stabs down	7.2*	7.2*	4.9*	4.6	3.9*	2.9	1.6*	1.6*	1.1*	1.1*	7.7
	Dozer and stabs down	7.2*	7.2*	4.9*	4.9*	3.9*	3.9*	1.6*	1.6*	1.1*	1.1*	7.7
1.5 m	Rear dozer up	5.6*	4.9	4.8	2.8	3.1	1.8	2.1	1.2	1.3*	1.2	7.7
	Rear dozer down	5.6*	5.6*	6.2*	3.3	4.6*	2.1	2.2*	1.5	1.3*	1.3*	7.7
	2 set stabs down	5.6*	5.6*	6.2*	4.2	4.6*	2.7	2.2*	1.9	1.3*	1.3*	7.7
	Dozer and stabs down	5.6*	5.6*	6.2*	5.9	4.6*	3.8	2.2*	2.2*	1.3*	1.3*	7.7
0.0 m	Rear dozer up	5.4*	4.6	4.5	2.6	2.9	1.7	1.6*	1.2	1.5*	1.2	7.5
	Rear dozer down	5.4*	5.4*	7.0*	3.0	5.0*	2.0	1.6*	1.4	1.5*	1.4	7.5
	2 set stabs down	5.4*	5.4*	7.0*	4.0	4.8	2.6	1.6*	1.6*	1.5*	1.5*	7.5
	Dozer and stabs down	5.4*	5.4*	7.0*	5.7	5.0*	3.6	1.6*	1.6*	1.5*	1.5*	7.5
-1.5 m	Rear dozer up	7.7*	4.6	4.5	2.5	2.9	1.6			1.9*	1.3	7.0
	Rear dozer down	7.7*	5.6	7.1*	3.0	5.0*	1.9			1.9*	1.6	7.0
	2 set stabs down	7.7*	7.7	7.1*	3.9	4.8	2.6			1.9*	1.9*	7.0
	Dozer and stabs down	7.7*	7.7	7.1*	5.6	5.0*	3.6			1.9*	1.9*	7.0
-3.0 m	Rear dozer up	9.0	4.7	4.5	2.5					2.9*	1.7	5.9
	Rear dozer down	9.6*	5.7	6.3*	3.0					2.9*	2.0	5.9
	2 set stabs down	9.6*	7.8	6.3*	4.0					2.9*	2.6	5.9
	Dozer and stabs down	9.6*	9.6*	6.3*	5.6					2.9*	2.9*	5.9

* Hydraulically limited



Series 2

LIFTING CAPACITY

ARTICULATED BOOM

Values are expressed in tons

 Front  90°	REACH									
	3.0 m		4.5 m		6.0 m		7.5 m		At max reach	

2.00 m dipper, counterweight 3.20 t, weight of Quick Coupler 250 kg


7.5 m	Rear dozer up									2.5*	2.5*	4.4
	Rear dozer down									2.5*	2.5*	4.4
	2 set stabs down									2.5*	2.5*	4.4
	Dozer and stabs down									2.5*	2.5*	4.4
6.0 m	Rear dozer up			3.6*	3.4					1.9*	1.9*	6.0
	Rear dozer down			3.6*	3.6*					1.9*	1.9*	6.0
	2 set stabs down			3.6*	3.6*					1.9*	1.9*	6.0
	Dozer and stabs down			3.6*	3.6*					1.9*	1.9*	6.0
4.5 m	Rear dozer up	3.8*	3.8*	4.2*	3.4	3.3	2.1			1.8*	1.5	6.9
	Rear dozer down	3.8*	3.8*	4.2*	3.9	3.6*	2.4*			1.8*	1.8*	6.9
	2 set stabs down	3.8*	3.8*	4.2*	4.2*	3.6*	2.8			1.8*	1.8*	6.9
	Dozer and stabs down	3.8*	3.8*	4.2*	4.2*	3.6*	3.6*			1.8*	1.8*	6.9
3.0 m	Rear dozer up	8.2*	6.0	5.1	3.3	3.3	2.1			1.8*	1.3	7.3
	Rear dozer down	8.2*	6.9	5.6*	3.8	4.3*	2.4			1.8*	1.5	7.3
	2 set stabs down	8.2*	8.2*	5.6*	4.4	4.3*	2.8			1.8*	1.8*	7.3
	Dozer and stabs down	8.2*	8.2*	5.6*	5.6*	4.3*	3.8			1.8*	1.8*	7.3
1.5 m	Rear dozer up	9.2*	5.9	5.1	3.3	3.2	2.0			1.8*	1.2	7.4
	Rear dozer down	9.2*	6.8	6.7*	3.7	4.8*	2.3			1.8*	1.5	7.4
	2 set stabs down	9.2*	8.2*	6.7*	4.3*	4.7*	2.7			1.8*	1.8	7.4
	Dozer and stabs down	9.2*	9.2*	6.7*	5.8	4.8*	3.7			1.8*	1.8*	7.4
0.0 m	Rear dozer up	9.9	5.6	5.1	3.1	3.1	1.8			2.1*	1.3	7.2
	Rear dozer down	11.0*	6.7	7.2*	3.6	5.1*	2.1			2.1*	1.5	7.2
	2 set stabs down	11.0*	8.3	7.2*	4.3	4.7	2.6			2.1*	1.8	7.2
	Dozer and stabs down	11.0*	11.0*	7.2*	5.8*	5.1*	3.6			2.1*	2.1*	7.2
-1.5 m	Rear dozer up	9.9	5.3	4.9	2.8	3.0	1.7			2.5*	1.5	6.6
	Rear dozer down	12.0*	6.3	7.3*	3.3	4.9*	2.0			2.5*	1.7	6.6
	2 set stabs down	12.0*	7.9	7.3*	4.0	4.6	2.4			2.5*	2.1	6.6
	Dozer and stabs down	12.0*	11.8	7.3*	5.6	4.9*	3.4			2.5*	2.5*	6.6
-3.0 m	Rear dozer up	9.6	5.1	4.7	2.7							
	Rear dozer down	11.7*	6.1	6.3*	3.2							
	2 set stabs down	11.7*	7.7	6.3*	3.8							
	Dozer and stabs down	11.7*	11.7*	6.3*	5.5							

* Hydraulically limited

LIFTING CAPACITY

ARTICULATED BOOM

Values are expressed in tons

 Front  90°	REACH									
	3.0 m		4.5 m		6.0 m		7.5 m		At max reach	

2.30 m dipper, counterweight 3.20 t, weight of Quick Coupler 250 kg


7.5 m	Rear dozer up			2.5*	2.5*					1.9*	1.9*	4.8
	Rear dozer down			2.5*	2.5*					1.9*	1.9*	4.8
	2 set stabs down			2.5*	2.5*					1.9*	1.9*	4.8
	Dozer and stabs down			2.5*	2.5*					1.9*	1.9*	4.8
6.0 m	Rear dozer up			3.1*	3.1*	2.3*	2.0			1.6*	1.6*	6.3
	Rear dozer down			3.1*	3.1*	2.3*	2.3*			1.6*	1.6*	6.3
	2 set stabs down			3.1*	3.1*	2.3*	2.3*			1.6*	1.6*	6.3
	Dozer and stabs down			3.1*	3.1*	2.3*	2.3*			1.6*	1.6*	6.3
4.5 m	Rear dozer up			3.6*	3.4	3.2*	2.1			1.5*	1.4	7.1
	Rear dozer down			3.6*	3.6*	3.2*	2.4			1.5*	1.5*	7.1
	2 set stabs down			3.6*	3.6*	3.2*	2.8			1.5*	1.5*	7.1
	Dozer and stabs down			3.6*	3.6*	3.2*	3.2*			1.5*	1.5*	7.1
3.0 m	Rear dozer up	8.3*	6.0	5.1	3.3	3.3	2.1	1.6*	1.2	1.5*	1.2	7.5
	Rear dozer down	8.3*	6.9	5.3*	3.8	4.1*	2.4	1.6*	1.5	1.5*	1.5*	7.5
	2 set stabs down	8.3*	8.3*	5.3*	4.4*	4.1*	2.8	1.6*	1.6*	1.5*	1.5*	7.5
	Dozer and stabs down	8.3*	8.3*	5.3*	5.3*	4.1*	3.8	1.6*	1.6*	1.5*	1.5*	7.5
1.5 m	Rear dozer up	9.5*	5.9	5.1	3.3	3.3	2.0	2.1	1.2	1.6*	1.2	7.6
	Rear dozer down	9.5*	6.8*	6.5*	3.7	4.7*	2.3	2.2*	1.4	1.6*	1.4	7.6
	2 set stabs down	9.5*	8.2	6.5*	4.3*	4.7*	2.7	2.2*	1.7*	1.6*	1.6*	7.6
	Dozer and stabs down	9.5*	9.5*	6.5*	5.7	4.7*	3.7	2.2*	2.2*	1.6*	1.6*	7.6
0.0 m	Rear dozer up	9.8	5.7	5.1	3.1	3.1	1.8			1.8*	1.2	7.4
	Rear dozer down	10.8*	6.8	7.1*	3.6	5.0*	2.2			1.8*	1.4	7.4
	2 set stabs down	10.8*	8.2	7.1*	4.3	4.7	2.6*			1.8*	1.7	7.4
	Dozer and stabs down	10.8*	10.8*	7.1*	5.8	5.0	3.6			1.8*	1.8*	7.4
-1.5 m	Rear dozer up	9.9	5.3	4.9	2.8	3.0	1.7			2.3*	1.3	6.8
	Rear dozer down	11.9*	6.3	7.2*	3.3	5.0*	2.0			2.3*	1.6	6.8
	2 set stabs down	11.9*	8.0	7.2*	4.0	4.6	2.4			2.3*	1.9	6.8
	Dozer and stabs down	11.9*	11.7	7.2*	5.7	5.0*	3.4			2.3*	2.3*	6.8
-3.0 m	Rear dozer up	9.6	5.1	4.7	2.6					3.1	1.8	5.8
	Rear dozer down	12.1*	6.1	6.8*	3.1					3.4*	2.1	5.8
	2 set stabs down	12.1*	7.7	6.8*	3.8					3.4*	2.5	5.8
	Dozer and stabs down	12.1*	11.8	6.8*	5.5					3.4*	3.4*	5.8

* Hydraulically limited

LIFTING CAPACITY

ARTICULATED BOOM

Values are expressed in tons

 Front  90°	REACH										
	3.0 m		4.5 m		6.0 m		7.5 m		At max reach		m

2.60 m dipper, counterweight 3.20 t, weight of Quick Coupler 250 kg

7.5 m	Rear dozer up			2.6*	2.6*					1.6*	1.6*	5.2
	Rear dozer down			2.6*	2.6*					1.6*	1.6*	5.2
	2 set stabs down			2.6*	2.6*					1.6*	1.6*	5.2
	Dozer and stabs down			2.6*	2.6*					1.6*	1.6*	5.2
6.0 m	Rear dozer up			2.7*	2.7*	2.4*	2.1			1.3*	1.3*	6.6
	Rear dozer down			2.7*	2.7*	2.4*	2.4*			1.3*	1.3*	6.6
	2 set stabs down			2.7*	2.7*	2.4*	2.4*			1.3*	1.3*	6.6
	Dozer and stabs down			2.7*	2.7*	2.4*	2.4*			1.3*	1.3*	6.6
4.5 m	Rear dozer up			3.1*	3.1*	3.0*	2.1*			1.2*	1.2*	7.4
	Rear dozer down			3.1*	3.1*	3.0*	2.4			1.2*	1.2*	7.4
	2 set stabs down			3.1*	3.1*	3.0*	2.8			1.2*	1.2*	7.4
	Dozer and stabs down			3.1*	3.1*	3.0*	3.0*			1.2*	1.2*	7.4
3.0 m	Rear dozer up	7.5*	6.0	5.0*	3.3*	3.3	2.1	2.2	1.3	1.3*	1.1	7.8
	Rear dozer down	7.5*	6.9	5.0*	3.8	3.8*	2.4*	2.2*	1.5	1.3*	1.3*	7.8
	2 set stabs down	7.5*	7.5*	5.0*	4.4	3.8*	2.8	2.2*	1.8	1.3*	1.3*	7.8
	Dozer and stabs down	7.5*	7.5*	5.0*	5.0*	3.8*	3.7	2.2*	2.2*	1.3*	1.3*	7.8
1.5 m	Rear dozer up	9.1*	5.8	5.0	3.2	3.3	2.0	2.1	1.2	1.3*	1.1	7.9
	Rear dozer down	9.1*	6.8	6.2*	3.7	4.5*	2.3*	2.7*	1.5	1.3*	1.3	7.9
	2 set stabs down	9.1*	8.1	6.2*	4.3	4.5*	2.8	2.7*	1.7	1.3*	1.3*	7.9
	Dozer and stabs down	9.1*	9.1*	6.2*	5.7*	4.5*	3.7	2.7*	2.5	1.3*	1.3*	7.9
0.0 m	Rear dozer up	9.7	5.8	5.0	3.1	3.1	1.9	2.1	1.1	1.5*	1.1	7.7
	Rear dozer down	10.5*	6.8	7.0*	3.6	4.9*	2.2	2.5*	1.4	1.5*	1.3	7.7
	2 set stabs down	10.5*	8.1	7.0*	4.3	4.7	2.6	2.5*	1.7	1.5*	1.5*	7.7
	Dozer and stabs down	10.5*	10.5*	7.0*	5.7	4.9*	3.6	2.5*	2.4	1.5*	1.5*	7.7
-1.5 m	Rear dozer up	9.9	5.3	4.9	2.9	3.0	1.7			1.9*	1.2	7.1
	Rear dozer down	11.8*	6.4	7.1*	3.4	5.1*	2.0			1.9*	1.5	7.1
	2 set stabs down	11.8*	8.0	7.1*	4.1	4.6	2.4			1.9*	1.8	7.1
	Dozer and stabs down	11.8*	11.6*	7.1*	5.7	5.1*	3.4			1.9*	1.9*	7.1
-3.0 m	Rear dozer up	9.7	5.1	4.6	2.6	2.9	1.6			2.7*	1.6	6.2
	Rear dozer down	12.3*	6.2	7.1*	3.1	3.8*	1.9			2.7*	1.9	6.2
	2 set stabs down	12.3*	7.8	7.1*	3.8	3.8*	2.4			2.7*	2.3	6.2
	Dozer and stabs down	12.3*	11.9	7.1*	5.4	3.8*	3.4			2.7*	2.7*	6.2

* Hydraulically limited



LIFTING CAPACITY

OFFSET BOOM

Values are expressed in tons

 Front  90°	REACH									
	3.0 m		4.5 m		6.0 m		7.5 m		At max reach	

2.00 m dipper, counterweight 3.70 t, weight of Quick Coupler 250 kg

6.0 m	Rear dozer up									1.7*	1.7*	5.8
	Rear dozer down									1.7*	1.7*	5.8
	2 set stabs down									1.7*	1.7*	5.8
	Dozer and stabs down									1.7*	1.7*	5.8
4.5 m	Rear dozer up			4.4*	3.2	3.2	1.9			1.6*	1.5	6.7
	Rear dozer down			4.4*	3.7	3.4*	2.2			1.6*	1.6*	6.7
	2 set stabs down			4.4*	4.4*	3.4*	2.9			1.6*	1.6*	6.7
	Dozer and stabs down			4.4*	4.4*	3.4*	3.4*			1.6*	1.6*	6.7
3.0 m	Rear dozer up			4.9	2.9	3.1	1.8			1.6*	1.3	7.1
	Rear dozer down			5.5*	3.4	4.3*	2.1			1.6*	1.6	7.1
	2 set stabs down			5.5*	4.4	4.3*	2.8			1.6*	1.6*	7.1
	Dozer and stabs down			5.5*	5.5*	4.3*	3.8			1.6*	1.6*	7.1
1.5 m	Rear dozer up			4.6	2.6	2.9	1.7			1.7*	1.2	7.2
	Rear dozer down			6.6*	3.1	4.8*	2.0			1.7*	1.5	7.2
	2 set stabs down			6.6*	4.0	4.8*	2.6			1.7*	1.7*	7.2
	Dozer and stabs down			6.6*	5.7	4.8*	3.7			1.7*	1.7*	7.2
0.0 m	Rear dozer up	4.9*	4.3	4.4	2.4	2.8	1.6			2.1*	1.2	7.0
	Rear dozer down	4.9*	4.9*	7.0*	2.9	5.0*	1.9			2.1*	1.5	7.0
	2 set stabs down	4.9*	4.9*	7.0*	3.8	4.8	2.5			2.1*	2.0	7.0
	Dozer and stabs down	4.9*	4.9*	7.0*	5.5	5.0*	3.5			2.1*	2.1*	7.0
-1.5 m	Rear dozer up	8.7	4.4	4.3	2.3	2.8	1.6			2.6	1.4	6.4
	Rear dozer down	8.7*	5.3	6.6*	2.8	4.6*	1.9			2.7*	1.7	6.4
	2 set stabs down	8.7*	7.4	6.6*	3.8	4.6*	2.5			2.7*	2.3	6.4
	Dozer and stabs down	8.7*	8.7*	6.6*	5.5	4.6*	3.5			2.7*	2.7*	6.4
-3.0 m	Rear dozer up	7.6*	4.6	4.4	2.4					3.6	2.0	5.2
	Rear dozer down	7.6*	5.5	5.2*	2.9					4.1*	2.4	5.2
	2 set stabs down	7.6*	7.6*	5.2*	3.9					4.1*	3.2	5.2
	Dozer and stabs down	7.6*	7.6*	5.2*	5.2*					4.1*	4.1*	5.2

2.30 m dipper, counterweight 3.70 t, weight of Quick Coupler 250 kg


6.0 m	Rear dozer up									1.4*	1.4*	6.0
	Rear dozer down									1.4*	1.4*	6.0
	2 set stabs down									1.4*	1.4*	6.0
	Dozer and stabs down									1.4*	1.4*	6.0
4.5 m	Rear dozer up			3.9*	3.3	3.1*	2.0			1.3*	1.3*	6.9
	Rear dozer down			3.9*	3.8	3.1*	2.3			1.3*	1.3*	6.9
	2 set stabs down			3.9*	3.9*	3.1*	2.9			1.3*	1.3*	6.9
	Dozer and stabs down			3.9*	3.9*	3.1*	3.1*			1.3*	1.3*	6.9
3.0 m	Rear dozer up	8.1*	5.5	5.0	2.9	3.1	1.8			1.4*	1.2	7.3
	Rear dozer down	8.1*	6.5	5.2*	3.4	4.1*	2.1			1.4*	1.4*	7.3
	2 set stabs down	8.1*	8.1*	5.2*	4.4	4.1*	2.8			1.4*	1.4*	7.3
	Dozer and stabs down	8.1*	8.1*	5.2*	5.2*	4.1*	3.8			1.4*	1.4*	7.3
1.5 m	Rear dozer up	4.6*	4.5	4.6	2.6	2.9	1.7			1.5*	1.2	7.4
	Rear dozer down	4.6*	4.6*	6.4*	3.1	4.6*	2.0			1.5*	1.4	7.4
	2 set stabs down	4.6*	4.6*	6.4*	4.1	4.6*	2.6			1.5*	1.5*	7.4
	Dozer and stabs down	4.6*	4.6*	6.4*	5.8	4.6*	3.7			1.5*	1.5*	7.4
0.0 m	Rear dozer up	5.5*	4.3	4.4	2.4	2.8	1.6			1.8*	1.2	7.2
	Rear dozer down	5.5*	5.2	6.9*	2.9	4.9*	1.9			1.8*	1.4	7.2
	2 set stabs down	5.5*	5.5*	6.9*	3.8	4.7	2.5			1.8*	1.8*	7.2
	Dozer and stabs down	5.5*	5.5*	6.9*	5.5	4.9*	3.5			1.8*	1.8*	7.2
-1.5 m	Rear dozer up	8.4*	4.3	4.3	2.3	2.8	1.5			2.4*	1.3	6.6
	Rear dozer down	8.4*	5.3	6.7*	2.8	4.7*	1.8			2.4*	1.6	6.6
	2 set stabs down	8.4*	7.3	6.7*	3.8	4.7	2.5			2.4*	2.1	6.6
	Dozer and stabs down	8.4*	8.4*	6.7*	5.4	4.7*	3.5			2.4*	2.4*	6.6
-3.0 m	Rear dozer up	8.3*	4.5	4.4	2.4					3.2	1.8	5.5
	Rear dozer down	8.3*	5.4	5.6*	2.9					4.2*	2.2	5.5
	2 set stabs down	8.3*	7.5	5.6*	3.8					4.2*	2.9	5.5
	Dozer and stabs down	8.3*	8.3*	5.6*	5.5					4.2*	4.1	5.5

* Hydraulically limited

LIFTING CAPACITY

OFFSET BOOM

Values are expressed in tons

 Front  90°	REACH									
	3.0 m		4.5 m		6.0 m		7.5 m		At max reach	

2.60 m dipper, counterweight 3.70 t, weight of Quick Coupler 250 kg

7.5 m	Rear dozer up									1.3*	1.3*	4.9
	Rear dozer down									1.3*	1.3*	4.9
	2 set stabs down									1.3*	1.3*	4.9
	Dozer and stabs down									1.3*	1.3*	4.9
6.0 m	Rear dozer up					1.8*	1.8*			1.1*	1.1*	6.3
	Rear dozer down					1.8*	1.8*			1.1*	1.1*	6.3
	2 set stabs down					1.8*	1.8*			1.1*	1.1*	6.3
	Dozer and stabs down					1.8*	1.8*			1.1*	1.1*	6.3
4.5 m	Rear dozer up					2.8*	2.0			1.1*	1.1*	7.2
	Rear dozer down					2.8*	2.3			1.1*	1.1*	7.2
	2 set stabs down					2.8*	2.8*			1.1*	1.1*	7.2
	Dozer and stabs down					2.8*	2.8*			1.1*	1.1*	7.2
3.0 m	Rear dozer up	7.3*	5.7	4.9*	3.0	3.1	1.8	1.4*	1.2	1.1*	1.1*	7.6
	Rear dozer down	7.3*	6.8	4.9*	3.5	3.9*	2.2	1.4*	1.4	1.1*	1.1*	7.6
	2 set stabs down	7.3*	7.3*	4.9*	4.5	3.9*	2.8	1.4*	1.4*	1.1*	1.1*	7.6
	Dozer and stabs down	7.3*	7.3*	4.9*	4.9*	3.9*	3.9*	1.4*	1.4*	1.1*	1.1*	7.6
1.5 m	Rear dozer up	6.0*	4.6	4.6	2.6	3.0	1.7	2.0*	1.1	1.3*	1.1	7.7
	Rear dozer down	6.0*	5.6	6.1*	3.1	4.5*	2.0	2.0*	1.4	1.3*	1.3*	7.7
	2 set stabs down	6.0*	6.0*	6.1*	4.1	4.5	2.6	2.0*	1.8	1.3*	1.3*	7.7
	Dozer and stabs down	6.0*	6.0*	6.1*	5.8	4.5*	3.7	2.0*	2.0*	1.3*	1.3*	7.7
0.0 m	Rear dozer up	5.7*	4.3	4.3	2.4	2.8	1.5			1.5*	1.1	7.5
	Rear dozer down	5.7*	5.2	6.8*	2.8	4.8*	1.9			1.5*	1.3	7.5
	2 set stabs down	5.7*	5.7*	6.8*	3.8	4.7	2.5			1.5*	1.5*	7.5
	Dozer and stabs down	5.7*	5.7*	6.8*	5.5	4.8*	3.5			1.5*	1.5*	7.5
-1.5 m	Rear dozer up	7.9*	4.2	4.2	2.3	2.7	1.5			2.0*	1.2	6.9
	Rear dozer down	7.9*	5.2	6.8*	2.7	4.8*	1.8			2.0*	1.5	6.9
	2 set stabs down	7.9*	7.3	6.8*	3.7	4.7	2.4			2.0*	2.0*	6.9
	Dozer and stabs down	7.9*	7.9*	6.8*	5.4	4.8*	3.5			2.0*	2.0*	6.9
-3.0 m	Rear dozer up	8.7	4.4	4.3	2.3					2.9	1.6	5.9
	Rear dozer down	8.9*	5.3	5.9*	2.8					3.2*	1.9	5.9
	2 set stabs down	8.9*	7.4	5.9*	3.8					3.2*	2.6	5.9
	Dozer and stabs down	8.9*	8.9*	5.9*	5.4					3.2*	3.2*	5.9

* Hydraulically limited

WX145 Series 2

STANDARD EQUIPMENT & OPTIONS

STANDARD EQUIPMENT

Hydraulic system

- Pump management system
- Electrohydraulic servo control
- Triple-pump-hydraulic system with two service pumps and separate swing pump
- Engine and pump monitoring by power limit control
- 8 selectable power stages
- Automatic power increase in DRIVE stage
- Comfortable inching control
- Powerboost system

Electric system

- Automatic battery main switch (coupled to ignition key)
- Electronic immobiliser

Engine

- Latest generation CASE Family III Tier III diesel Engine comply with current compliant with European emissions standards
- Direct injection with turbo charger and charge air cooling
- Water-cooled, low-consumption and low-exhaust compliant to EU directive

- Electric diesel filling system

Upper- and undercarriage

- Robust, shielded arc-welded, modular chassis in box section design
- Patented disc brakes for jolt-free work
- Power Shift gear box
- Large Toolbox under the step
- Encased ball bearing slew ring with long-life lubrication
- Swing drive with low-wearing disc brake
- Independent control of blade and each stabiliser
- Automatic axle locking system
- Automatic working brake
- Travel and swing hydrostatic braking
- Centralised control of blade and stabilisers on left joystick
- Additional working lights

Driver cab

- Noise-insulated and flexibly mounted cabin in soft design

- Tinted safety glazing all around, full up and over windscreen
- Sun blinds, large roof window, transparent rain protection
- LCD with integrated error diagnosis function
- Steering column incline infinitely variable
- Ergonomic design of arm rests and foot pedals
- Driver air suspension seat individually adjustable for height and incline
- Consoles adjustable for height and length
- 12V electrical auxiliary supply in cab
- Forward/Reverse shifting on joystick
- Cab headlights

OPTIONS

Hydraulic system

- Hydraulic system for hammer, grab, shears
- Safety valves for hoist mode
- Upper- and undercarriage
- 30 km/h forward speed
- Single or twin tyres
- Dozer blade with parallel guidance
- Stabilisers with large, lockable pads for secure grip on uneven ground
- City stabilisers
- Transport holder for clamshell grab
- Intermediate bearing for prop shaft
- Central greasing nipple on boom
- Object handling kit with load hook
- Driver cab
- Air conditioning
- Cooling box
- Radio
- FOPS guard for cab roof + front
- FOPS guard for cab roof
- Two cablights rear

Standard and optional equipment shown can vary by country.



CNH INTERNATIONAL SA
Riva Paradiso, 14
6902 Paradiso
SWITZERLAND

NOTE: Standard and optional fittings can vary according to the demands and specific regulations of each country. The illustrations may include optional rather than standard fittings - consult your Case dealer. Furthermore, CNH reserves the right to modify machine specifications without incurring any obligation relating to such changes.



Conforms to directive 98/37/CE

www.casece.com

CASE
CONSTRUCTION