


TELEMATICS SERVICES



CASE
CONSTRUCTION



**SKYROCKET
YOUR BUSINESS**

www.casece.com

EXPERTS FOR THE REAL WORLD
SINCE 1842

ADD SOME BRAINS TO THEIR FLEET BRAWN

OUR CUSTOMERS TAKE THE GUESSWORK OUT OF MANAGING THEIR FLEET WITH SITEWATCH™

CASE SiteWatch is a telematics system that captures information about a machine's performance and location and makes that data available. Paired with the right service-oriented SiteWatch expert at your dealer, it enables to deliver a whole new level of customer service.

With SiteWatch, customers will benefit from greater efficiencies, lower operating costs and higher profits.

LOOKING OUT FOR CUSTOMERS

SiteWatch hardware and a three-year subscription will be available on CASE products. Factory installed, SiteWatch hardware integrates seamlessly with CASE machines through their (Advanced Subscription) CAN-bus data system. Here's what it does:

Makes you smarter

SiteWatch proactively keeps you informed of key data. With it, you'll be able to compare machines or trends in fuel use over time and evaluate machine notifications to determine any required action by your daily work. You'll also get performance metrics, idle-time analytics, scheduled maintenance intervals, machine health reporting and programmable security alerts.

Makes you a valuable planner

SiteWatch makes you the expert at helping to identify machine performance trends and training requirements. SiteWatch comes pre-programmed to monitor 40 parameters, some of which can be customized. So depending on the level of sophistication, it can be as simple or comprehensive as needed.

Makes you money

While monitoring machines, your dealer's SiteWatch expert can also develop productivity consulting services like idle-time analysis. They can also identify if machines require service and parts, providing additional service efficiency.





SITEWATCH KEEPS YOU INFORMED OF WHAT'S REALLY IMPORTANT

CASE SITEWATCH USES THREE KEY COMPONENTS:

Control Module

This is the on-board hardware communications modem device that gathers information including machine location, productivity, fuel efficiency, maintenance needs and operating health parameters. It sends information to the user Web portal. With the advanced subscription, data is received every 10 minutes while with basic it's every 2 hours.

The On Road subscription updates every 2 minutes.

Subscription Plan

There are two levels (**basic** and **advanced**) available depending on how much data or detailed information requires.

Basic uses the essential inputs of key-on, motion detection and GPS tracking for a range of information and reports.

Advanced adds customized control and proprietary data not found in any other telematics system with our CAN-bus data.

The **basic** subscription is available for the compact Line:

- Tractor backhoe loader
- Compact Tractor Loader
- Skid steer Loader
- Midi Excavators
- Compact Wheel Loaders

while the **advanced** for heavy line:

- Dozers
- Wheel loaders
- Crawler Excavators
- Wheel excavators
- Graders

Both packages have a duration of three years, additional timing extensions can be bought through spare parts channel

Satellite Extension

It's the ideal solution for areas where cellular coverage is not available or very weak. It provides the same level of Information even if the cellular coverage is absent.

Web Portal

This is the web-based interface that gives you and your customers access to machine data and reports.

PLAN FEATURES	ON ROAD / BASIC	ADVANCED
FLEET MANAGEMENT		
Locating and pinging machines for project management	•	•
Machine hour reporting	•	•
PLANNED MAINTENANCE		
Plan and prepare for maintenance intervals (ordering parts, scheduling)	•	•
SECURITY		
Geo fencing: Real-time notification of unplanned movements	•	•
Curfew	•	•
UTILIZATION ANALYSIS & REPORTING		
Reporting: idle-time, engine on, travel time, machine utilization	•	•
PERFORMANCE ANALYSIS		
Engine load data to compare machines and to identify operation trends		•
FUEL INFORMATION & REPORTING		
Fuel rate and consumption data to track fuel use of one machine or for a fleet		•
MACHINE HEALTH PARAMETERS		
Track machine operating characteristics: Temperatures, pressures, alerts for out-of-range parameters and CAN-bus parameters for diagnostics and troubleshooting		•



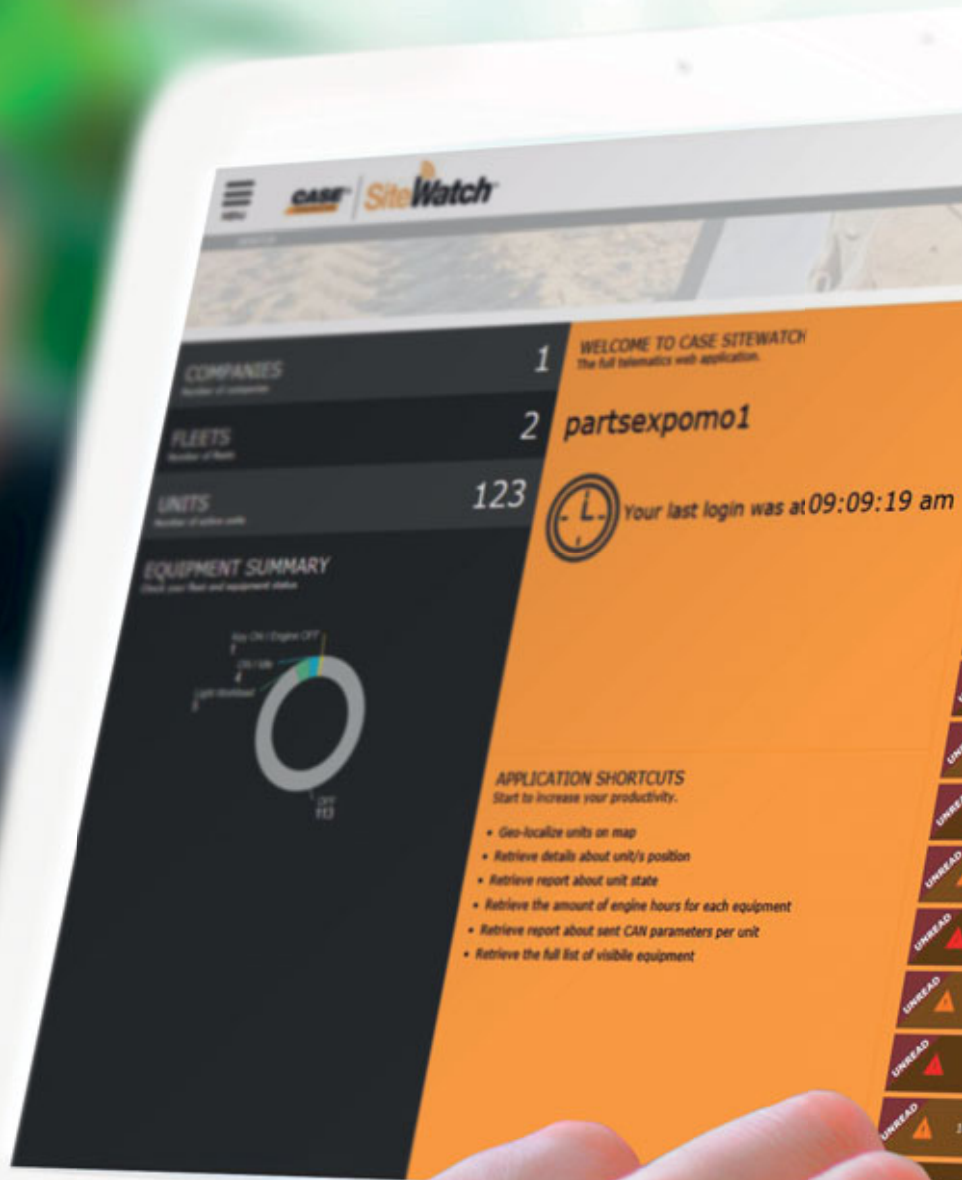
NOTHING ELSE QUITE MEASURES UP

SiteWatch delivers measurable, usable data in real time - helping you make informed decisions about a fleet within moments. Here are some other SiteWatch benefits:

- SiteWatch allows you to monitor up to 40 parameters, some of which can be customized based on your business and fleet management sophistication.
- It can trigger alerts based on what's important such as machine location with geo fencing, operation alerts, and upcoming scheduled maintenance.
- It has a variety of modem power management settings:
 - Machine On - Full access to machine data and reporting is active.
 - Stand-by (Machine-Off) - Modem remains active for location reporting and machine can be "pinged" for update.
 - Sleep (Machine Off) - Motion detection for security, daily location reporting and minimal energy drain on machine's battery.
 - Hibernate (Machine Off) - Modem is powered down. No energy drain on machine's battery.
 - The modem integrated battery keep signal independently by machine battery status: the unit can be always kept under control independently by its status
- Because the SiteWatch motion sensor is built into the modem, motion can be detected even when a machine is turned off, helping to prevent loss.
- SiteWatch delivers full CAN-bus messaging for unmatched accessibility and information on machines providing an extensive list of characteristics available to track.
- Flexible reporting allows you to customize information based on hot-buttons.
- The Advanced Programming Interface allows you to automate a data feed directly into customized business forms to streamline your business process.

BE IN THE DRIVER'S SEAT FROM ANY OFFICE CHAIR

CASE SiteWatch provides critical information about an entire fleet delivered to any computer, anytime and anywhere.





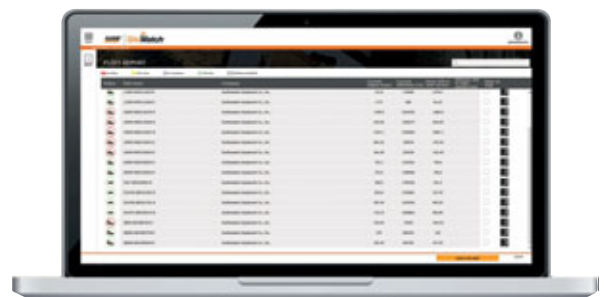
Desktop page - The fleet manager can have a quick overview of the fleet status simply opening SITEWATCH it is not needed to go in each single functionality to get the summary of machine "health" status.



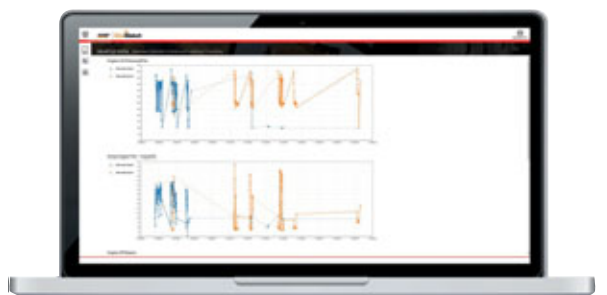
Machine Location Map - Monitor and track machine location.
Typical use: Fleet management, geo fencing.



Fuel Consumption Report - Fuel usage details for selected equipment.
Typical use: Job cost efficiency, machine comparison.



Vehicle Activity Report - Vehicle activity display for a given time period.
Typical use: Track machine movement and operation.



Vehicle CAN-bus Data Report - 40 parameters can be selected and monitored for each machine. They can be displayed either in graph format for faster interpretation or as punctual values for higher accuracy.

SITEWATCH MEANS BUSINESS

CASE SiteWatch helps make fleet management easier, more productive, more reliable and more profitable. Some of the ways SiteWatch can help build a stronger business are:

Increased production

Measuring and tracking the amount of idle time as a percent of the workday is a key factor in determining overall productivity. By utilizing the monitoring capabilities of SiteWatch hardware, one can see which hours are being put to use, and which ones aren't. Knowing this information allows you to address any inefficient habits, helping to make an immediate improvement on costs, fuel, maintenance, ownership and more.

Simplified maintenance

Manual data collection techniques can contain mistakes and are very labor intensive.

With SiteWatch, managers can schedule automatic maintenance alerts for any interval, helping to keep machines serviced on a more accurate, and more consistent basis. The result is a healthier, more productive fleet with maximum uptime.

The maintenance data forecast provides to the customer the expected day for intervention basing the calculation on the weekly average working hours.

The weather overlay allows to monitor the working environment and to be more effective in terms of intervention especially if the unit has to stop in case of bad weather conditions.

Efficient utilization

Keeping track of how individual machines are being used in a large fleet can be a difficult task.

But with SiteWatch, detailed, real-time information is made available to see which machines are ready for deployment, allowing you to maximize your fleet's capabilities, and potentially offset rental costs.

Dependable security

SiteWatch can protect fleets in a number of ways including curfew, geo fencing and motion detection. Additionally, SiteWatch can send notifications/alerts over email to managers whenever unauthorized usage or movement occurs on a machine.

And if a machine does leave the premises, it's easy to track and recover, helping to significantly reduce theft-related costs.

Accurate job costing

SiteWatch provides accurate and detailed machine run time information daily.

And with back office software integration, human data entry isn't necessary.

GETTING SITEWATCH

Factory installed - Optional

SiteWatch will be available as an option on select machines right from the factory.

Dealer installed accessory

Kits are available from CNH Parts specific for each machine type.





Universal

Kits are available to adapt SiteWatch to universal applications, and will work with any brand of machine. Some functionality may be limited on older machines or non-construction equipment.

Satellite connection

A dedicated DIA kit enhances connectivity thru a Satellite Connection for all areas where the cellular signal is not available or extremely weak.

PROGRAMMED MAINTENANCE AND PROTECTION PLANS



THE PROTECTION PLAN

The plan is available to all customers of our franchised dealers and can be provided at point of sale, or within the base warranty period. By choosing to take out a Case Protection Plan you are not only protecting your machine, but also your investment. Throughout our extensive dealer network, Case Construction will provide you with the backup and support that you need in today's busy environment, and the Case Protection Plan gives you further confidence that we are there for you as your partner.

- Protection Plans available on the full range of Case machinery
- Protection available for up to five years/8000 hours
- Three coverage options: Powertrain, Powertrain plus Hydraulics and Premier
- 10% DISCOUNT with MAINTENANCE CONTRACTS
- Transferable for FREE

NEW PROGRAMMED MAINTENANCE PLANS

= total control of your costs + top performance from your fleet

Boost your business by taking full control of your operating costs and enjoying the benefits of a healthy fleet with CASE's new programmed maintenance plans, available on all CASE equipment.

Save money on parts: the prices of parts are frozen for the duration of the programmed maintenance plans, so you don't have to worry about prices going up.

Control operating costs: you know exactly how much you will spend on maintaining your equipment for the duration of the programmed maintenance plan, so you can make the best decisions for your business.

Get more performance from your fleet: you enjoy the benefits of a healthy fleet always in peak form by relying on CASE's professional service teams to carry out the best maintenance plan for every CASE machine in your fleet.



Contact your CASE dealer to discuss tailored Programmed Maintenance plans for all your CASE machines.



FREQUENTLY ASKED QUESTIONS ABOUT SITEWATCH

What is telematics?

Telematics is the integrated use of telecommunications and informatics. The hardware module collects data from the machine's systems and transmits the information over the air so it can be reviewed remotely.

Does SiteWatch telematics provide coverage throughout across Europe?

Yes. CASE system transfer informations through GPS cellular communication network. If a cell signal is not available, the device collects and stores your data then forwards it when the network is available.

Can SiteWatch be retrofitted to existing or older CASE machines? What about competitive machines?

Yes. Universal install kit is available.

Can I equip my fleet of service vehicles with SiteWatch?

Yes. The universal dealer install kit will work on vehicles such as service trucks.

Can SiteWatch monitor an attachment such as a hammer on the machine?

Yes. There is one input/output port on the SiteWatch modem that allows for additional monitoring - e.g. when grease from a hammer auto-lube needs to be refilled.

Are there any differences between the SiteWatch factory-fit and DIA kit hardware or functions?

The universal kit is not designed to capture CAN-bus messages. The machine-specific kits do.

Can a SiteWatch subscription for a machine be upgraded from Basic to Advanced or for a longer period of time?

Yes. Subscription plans can be upgraded through spare parts service.

Can access to a machine's data from SiteWatch be transferred from one dealer to another?

Yes. This will require the dealer of record modifying the "ownership" within the SiteWatch web portal.

What training is required to use SiteWatch?

Training isn't mandatory, but help and tutorials are available online, as well as our YouTube channel and other sources.

Can a dealer sees a customer machine on the SiteWatch Portal?

Yes. The dealer has the access to the data, and this is beneficial for better servicing planning and promptness.

How get access to the SiteWatch Portal?

The portal can be accessed through any computer with an Internet connection or from an iPad.

The selling dealer is responsible for giving initial access to customer.

The dealer will be able to activate and provide log-on credentials for all your machines.

www.casece.com

EXPERTS FOR THE REAL WORLD
SINCE 1842

CASE
CONSTRUCTION



Form No. 20130GB - Printed in Italy - MediaCross Firenze - 02/16

**CNH INDUSTRIAL
DEUTSCHLAND GMBH**
Case Baumaschinen
Benzstr. 1-3 - D-74076 Heilbronn
DEUTSCHLAND

CNH INDUSTRIAL FRANCE, S.A.
16-18 Rue des Rochettes
91150 Morigny-Champigny
FRANCE

CNH INDUSTRIAL - UK
First Floor, Barclay Court 2,
Heavens Walk,
Doncaster - DN4 5HZ
UNITED KINGDOM

CNH INDUSTRIAL - SOUTH AFRICA
Waterfall Business Park
Bekker Street, Howick Close
1685 Midrand - Johannesburg
REPUBLIC OF SOUTH AFRICA

**CNH INDUSTRIAL
MAQUINARIA SPAIN, S.A.**
Avda. José Gárate, 11
28823 Coslada (Madrid)
ESPAÑA

CNH INDUSTRIAL ITALIA SPA
Strada di Settimo, 323
10099 San Mauro Torinese (TO)
ITALIA

**CASE CUSTOMER CENTRE
PARIS**
RN 330 - Penchard
77122 - Monthyon
FRANCE

CNH INDUSTRIAL - MIDDLE EAST
DAFZA - Dubai Airport Free Zone
West Wing 4 B, Office 642
P.O. Box 54588, Dubai,
UNITED ARAB EMIRATES

NOTE: Standard and optional fittings can vary according to the demands and specific regulations of each country. The illustrations may include optional rather than standard fittings - consult your Case dealer. Furthermore, CNH Industrial reserves the right to modify machine specifications without incurring any obligation relating to such changes.

Conforms to directive 2006/42/EC

CASE Customer Assistance
00800-2273-7373

The call is free from a land line.
Check in advance with your Mobile Operator if you will be charged. Toll free number not available from all calling areas.