

CASE
CONSTRUCTION

SINCE 1842

COMPACT TRACK LOADERS

B Series





TAKE CONTROL. GET MORE DONE.

All-new CASE B Series compact track loaders (CTL) offer a completely re-imagined operator interface and environment designed to simplify operation and put more power and control into the hands of the operator.

Match that with productivity-enhancing horsepower and torque, numerous hydraulic options and extreme attachment versatility, industry-leading visibility, and lift geometries and size classes to meet every demand. The CASE B Series CTLs are the efficient, productivity-enhancing earthmoving solution your fleet demands.

- + Powerful breakout forces for groundwork
- + Industry-leading visibility for greater awareness
- + Spacious, easy-to-enter cab
- + Dial in and save machine settings that can easily be recalled based on application or operator preference
- + Maintenance-free Tier 4 Final emissions solutions
- + Extreme attachment compatibility
- + We've retained the strength and styling of the frame from the previous series, and have re-engineered many of the critical inner workings of the machine to stand up to the hard work and extreme environments you face every day.



TR270B



TR310B



TR340B



TV370B



TV450B





INDUSTRY-LEADING VISIBILITY

The all-new B Series backup camera enhances what is already the industry's best visibility, with excellent forward sightlines, low entry threshold, skylight, cab-wide rearview mirror, large rear window and 360° lighting that gives operators excellent views to the bucket or attachment, over the tracks and around the machine — day or night.



SIMPLIFIED OPERATION. MORE CONTROL.

CASE CTLs have never been easier or more intuitive to operate. The all-new 8-inch LCD multi-function display puts critical machine information at the operator's fingertips. It also helps making and storing settings easier than any previous CASE CTL, and the all-new backup camera significantly improves jobsite awareness. New joysticks, simple electro-hydraulic controls and easier start-up and throttle controls* all improve the operator experience.

- + Simple start-up procedure
- + Easy switching between operating patterns (ISO and H)
- + Industry-exclusive split screen backup camera/data display
- + Excellent controllability with electro-hydraulic controls
- + More comfortable joysticks
- + Creep Speed enhances attachment operation



*CHECK OUT A 360-DEGREE VIEW OF OUR CAB AT CASECE.COM/BSERIES

TIER 4 DONE RIGHT, MADE EASY.

One solution does not fit all. CASE carefully considered each machine's application, life expectancy, maintenance needs and operators. That's why every CASE compact track loader features a proven Tier 4 Final solution tailored to that model. The result? Compliance without compromise or complexity.

CASE Tier 4 Final-certified equipment is easier to maintain and, unlike competitive models, won't require you to master additional maintenance procedures. In fact, most CASE machines have maintenance-free emission solutions, so you can stay focused on your work—and not maintaining your machine.

CASE Tier 4 Final Solutions in Simple Language

CEGR

What it means: Cooled Exhaust Gas Recirculation. For Tier 4 Final, it works with a combination of the after-treatment technologies listed here.

What it means to you: As an in-engine system, CEGR requires no operator maintenance or management. CEGR is included in all CASE compact track loader models.

DOC

What it means: Diesel Oxidation Catalyst. The DOC oxidizes the machine's exhaust to create heat and manage emissions.

What it means to you: DOC is a maintenance-free solution—no fluids to add and no filter to replace.

SCR

What it means: Selective Catalytic Reduction. It's a simple after-treatment solution that combines DEF (Diesel Exhaust Fluid) with exhaust to convert emissions into nitrogen and water. DEF is a non-toxic liquid that reacts with engine exhaust in the presence of a catalyst to perform the emissions conversion.

What it means to you: Because SCR is an after-treatment system, it lowers exhaust temperatures and does not require unproductive fuel use associated with burning off particulate matter—great for larger engines. This offers a significant reduction in fuel use and has no DPF to replace. Keeping it running is simple — just refill DEF as needed. Fuel savings, lower maintenance cost and greater productivity will help lower total operating costs for the life of the machine.



| | TR270B | TR310B | TR340B | TV370B | TV450B |
|---|-------------|-------------|-------------|-------------|-------------|
| Gross HP | 74 | 74 | 90 | 74 | 90 |
| Maintenance-Free Emissions Systems | ✓ | ✓ | | ✓ | |
| Diesel Exhaust Fluid | | | ✓ | | ✓ |
| No DPF to Replace | ✓ | ✓ | ✓ | ✓ | ✓ |
| Increased Fuel Efficiency | ✓ | ✓ | ✓ | ✓ | ✓ |
| Tier 4 Final Solution | CEGR DOC | CEGR DOC | CEGR SCR | CEGR DOC | CEGR SCR |





LOW GROUND PRESSURE

When protecting the terrain is important, CASE compact track loaders boast a light footprint with ground pressure as low as 4.2 psi (29 kPa).

LOW GROUND PRESSURE. HIGH PRODUCTIVITY.



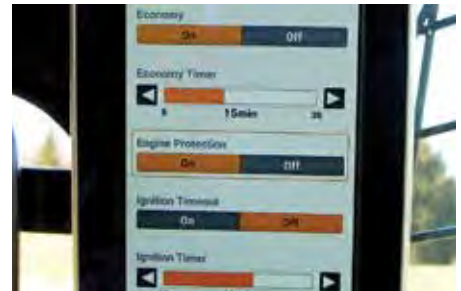
MORE SPACE, MORE COMFORT

At nearly three-feet wide, CASE compact track loaders have one of the roomiest ROPS/FOPS-certified cabs in the industry. New controls and environmental designs provide even more legroom. And enclosed cabs are fully sealed and pressurized to reduce noise and dust. Options include Bluetooth radio, climate controls and a heated seat.



LOADER STOPS IMPROVE GRADING, STRENGTH

CASE compact track loaders feature a loader frame support that transfers the load to the chassis of the machine when grading instead of putting that stress on the loader arms. This improves grading performance and reduces lifetime stress/strain on the unit for long-term reliability.



ECONOMY MODE & ENGINE PROTECTION

Set shutdown timers to limit idling, engage the ignition timeout feature to limit battery drain, and leverage the engine protection capabilities to shut down the machine and protect the engine from conditions that may cause greater downtime.



DOZER-STYLE UNDERCARRIAGE

The dozer-style undercarriage and tracks are engineered to hold better on slopes and take command of muddy or sandy terrain. The rigid-track frame has fewer moving parts for greater durability and easier maintenance than suspension-track systems.



CREEP SPEED OPTIMIZES ATTACHMENTS

Set machine travel at a consistent speed and independently operate the throttle power to the attachment for optimal performance not tied to machine speed in applications such as cold planing, sweeping and snow blowing.



ELECTRO-HYDRAULIC CONTROLS

Dial the machine in to meet the demands of each application with all-new electro-hydraulic controls available through the 8-inch LCD multi-function display. Adjust general machine responsiveness to high, medium or low; or dive deeper to individually adjust tilt, lift and drive speed, as well as loader arm and control aggressiveness.



RENTAL

Simple is powerful. CASE compact track loaders feature simple controls, easy setting adjustments, and auxiliary hydraulics and a universal coupler that make each model ideal for rental operations with a broad range of attachments.

QUICK, TOOL-FREE SWITCHING

Switch loader attachments without the added hassle of getting out of your cab. Standard Connect Under Pressure (CUP) manifolds facilitate fast, easy and tool-free connecting and disconnecting of hydraulic lines by releasing pressure into the standard case drain.



MAXIMIZE YOUR BUSINESS OUTPUT.

CASE compact track loaders are compatible with more than 250 buckets, forks, brooms, augers, rakes, grapples, hydraulic hammers, snow accessories, bale spears and other CASE attachments, including CASE skid steer and compact wheel loader attachments.

All models come standard with a universal coupler that will work with numerous attachment manufacturers, meaning you can do more with a single machine to give your business even greater versatility. Consult your dealer for details.



Laser Grading Box



Mulcher



Rotary Cutter



Concrete Claw



Hydraulic Breaker



Side Discharge Bucket



4-in-1 Bucket



Tree Puller



Scrap Grapple



Root Rake



Dozer Blade



Pickup Broom



Cold Planer



Rock Saw



Auger



Trencher



Vibratory Roller



Bale Handler



Pallet Forks



Arctic® Sectional
Sno-Pusher™

AUXILIARY HYDRAULIC PACKAGES AVAILABLE



Standard



High-Flow



Enhanced High-Flow



Secondary Auxiliary



Front Electric/
Multi-Function

INTEGRATED HYDRAULIC QUICK COUPLER

Quickly switch attachments
from the comfort of the cab.



SEE OUR FULL LINE AT CASECE.COM/ATTACHMENTS

MATCH THE LIFT TO THE TASK.


The CASE B Series includes both radial-lift and vertical-lift models. The benefits depend on your application. That's why CASE offers both lift patterns in various sizes to make sure you have the right machine for the job.

VERTICAL LIFT



Vertical-lift machines are engineered for lift-and-carry and truck-loading jobs. The geometry of the dual arm allows the load to rise directly up, providing maximum reach at full height. Vertical-lift machines are ideal for reaching over the side of and into the middle of high-side trucks.

RADIAL LIFT



Radial-lift machines are engineered for digging, prying and pushing. The angle of the arm ties directly into the chassis for superior strength when digging and pushing. It also provides maximum reach at the operator's head height, making it perfect for loading and unloading pallets from trucks.



AGRICULTURE

Move more bales. Check off more chores. With a full range of sizes, increased reach and over 250 attachments, CASE compact track loaders help producers and ranchers lift, load, carry and move more, all year long.



LANDSCAPING

Whether pallet loading, earthmoving or hauling materials, CASE compact track loaders combine power, universal attachment versatility and year-round cab comfort options—all in a lineup with low ground pressure that won't damage lawns.

RESIDENTIAL CONSTRUCTION

Working around homes and other contractors? User-friendly electro-hydraulic controls adjust sensitivity for precise maneuvering. Industry-leading visibility, including the all-new backup camera, provides clearer sight lines to all areas around the machine. It all results in simpler, more productive operation.



MAINTENANCE MADE EASY.

NO TOOLS NECESSARY

CASE compact track loaders continue the hallmark of simple serviceability with features like tool-free access to the oil cooler, radiator and other routine maintenance points.

LOW MAINTENANCE

Service is simple. Regular check points are grouped into a single area under the engine compartment cover, easily accessible through the heavy-duty rear door. The entire cab tilts forward in just a few easy steps to access the entire drivetrain compartment for easy service and inspection.



EASE OF TROUBLESHOOTING


Short descriptions tied to fault codes simplify communication and troubleshooting with your CASE dealer.

Easy access to everything

- 1 Easy-tilt cab access to powertrain
- 2 Hydraulic pressure release valve
- 3 Battery
- 4 Engine oil filter
- 5 DEF tank*
- 6 Hydraulic fill
- 7 Master disconnect switch
- 8 Air filter
- 9 Hydraulic filter
- 10 Engine oil fill
- 11 Hydraulic site gauge
- 12 Fuel filter with WIF sensor
- 13 Heavy-duty rear door

*DEF = Diesel Exhaust Fluid
Only available on 90 hp machines.





SUPPORT COMES STANDARD.

BASE & EXTENDED LIMITED WARRANTY COVERAGE: *

1-YEAR/UNLIMITED-HOUR FULL-COVERAGE BASE LIMITED WARRANTY

2-YEAR/2,000-HOUR FULL-COVERAGE BASE LIMITED WARRANTY

2-YEAR/2,000-HOUR EXTENDED LIMITED ENGINE WARRANTY

Discuss the extended engine warranty coverage details with your dealer.

UPTIME SOLUTIONS

Your CASE dealer can provide solutions to meet all your needs and keep you productive.



STRONGER PRODUCT SUPPORT SOLUTIONS

Your CASE dealer knows how you can best maximize your equipment investment and uptime—with genuine CASE parts, expert service and a complete range of product support solutions including CASE remanufactured and all-makes parts. CASE supports better parts availability and faster deliveries through nine parts distribution centers in North America and a forecasting system to ensure that the right parts will be there when you need them. And only CASE dealers have exclusive access to the Electronic Service Tool (EST) that quickly pinpoints machine issues. Just ask your dealer for details.



FLEXIBLE FINANCIAL OPTIONS

Specialized finance programs and flexible leasing packages put you in the driver's seat of industry-leading CASE equipment while no-nonsense warranties and comprehensive protection plans ensure that your equipment is protected. As the only finance company dedicated to CASE, we offer strong products and services designed around your unique needs and are the only ones supported by the helpful service professionals at your CASE dealer.



*Please see your CASE dealer for limitations, exclusions and confirmation of policies in effect.



GET PRECISE

CASE CTLs are compatible with precision construction solutions, such as the CASE laser grading box, to help you do the job faster and more accurately.



STANDARD AND OPTIONAL FEATURES

● Standard ○ Optional — Not Applicable

| OPERATOR ENVIRONMENT | TR270B | TR310B | TR340B | TV370B | TV450B |
|---|--------|--------|--------|--------|--------|
| Open Cab (No Heat or HVAC) | ● | ● | ● | ● | ● |
| Enclosed Cab with Heater and AC | ○ | ○ | ○ | ○ | ○ |
| Enclosed Cab with HVAC, Demolition Door | ○ | ○ | ○ | ○ | ○ |
| Operator Security Codes | ● | ● | ● | ● | ● |
| 8-inch LCD Multi-Function Display | ● | ● | ● | ● | ● |
| Machine Settings User Access Levels | ● | ● | ● | ● | ● |
| Creep Speed | ● | ● | ● | ● | ● |
| Economy Modes | ● | ● | ● | ● | ● |
| Ignition Timeout | ● | ● | ● | ● | ● |
| Engine Protection Settings | ● | ● | ● | ● | ● |
| Bluetooth/USB | ○ | ○ | ○ | ○ | ○ |
| Suspension Seat, Vinyl | ● | ● | ● | ● | ● |
| Air Ride Suspension/Heated Seat | ○ | ○ | ○ | ○ | ○ |
| Three-Point Seat Belt, 2 in | ● | ● | ● | ● | ● |
| Three-Point Seat Belt, 3 in | ○ | ○ | ○ | ○ | ○ |
| Two-Speed Controls | ● | ● | ● | ● | ● |
| Hand Controls | ○ | ○ | ○ | ○ | ○ |
| Hand and Foot Controls | ○ | ○ | ○ | ○ | ○ |
| Electro-Hydraulic Controls | ● | ● | ● | ● | ● |
| CASE SiteWatch™ Telematics | ○ | ○ | ○ | ○ | ○ |
| FOPS Level 2 Modification | ○ | ○ | ○ | ○ | ○ |
| Rearview Mirror | ● | ● | ● | ● | ● |
| EXTERIOR | TR270B | TR310B | TR340B | TV370B | TV450B |
| Tracks, 12.6 in (320 mm) | ● | — | — | — | — |
| Tracks, 15.7 in (400 mm) | — | ● | — | — | — |
| Tracks 17.7 in (450 mm) | — | — | ● | ● | ● |
| Undercarriage Hose Covers | — | ● | ● | ● | ● |
| Heavy-Duty Rear Door | ● | ● | ● | ● | ● |
| Beacon Light | ○ | ○ | ○ | ○ | ○ |
| Heavy-Duty Front Lights | ● | ● | ● | ● | ● |
| Side Lamp | ● | ● | ● | ● | ● |
| Four-Corner LED Strobe | ○ | ○ | ○ | ○ | ○ |
| Special Paint | ○ | ○ | ○ | ○ | ○ |
| Debris Seal Package | ● | ● | ● | ● | ● |

| ENGINE | TR270B | TR310B | TR340B | TV370B | TV450B |
|---|--------|--------|--------|--------|--------|
| Aspirator | ○ | ○ | ○ | ○ | ○ |
| Block Heater, 120V | ● | ● | ● | ● | ● |
| HYDRAULICS | TR270B | TR310B | TR340B | TV370B | TV450B |
| Standard Auxiliary Hydraulics | ● | ● | ● | ● | ● |
| High-Flow Auxiliary Hydraulics | ○ | ○ | ○ | ○ | ○ |
| Enhanced High-Flow Auxiliary Hydraulics | — | — | ○ | — | ○ |
| Secondary Auxiliary Hydraulics | ○ | ○ | ○ | ○ | ○ |
| Manual Coupler | ● | ● | ● | ● | ● |
| Hydraulic Coupler | ○ | ○ | ○ | ○ | ○ |
| Front Electric/Multi-Function | ● | ● | ● | ● | ● |
| LOADER | TR270B | TR310B | TR340B | TV370B | TV450B |
| Ride Control™ | ○ | ○ | ○ | ○ | ○ |
| One-Way Self Level | ○ | ○ | ○ | ○ | ○ |
| Single-Point Lift Hook | ○ | ○ | ○ | ○ | ○ |
| Four-Point Lift Hook | ○ | ○ | ○ | ○ | ○ |
| Cylinder Guard | ○ | ○ | ○ | ○ | ● |
| Extra Counterweight | ○ | ○ | ○ | ○ | ○ |

SPECIFICATIONS

AND DIMENSIONS

| SPECIFICATIONS | TR270B | TR310B | TR340B | TV370B | TV450B |
|---|---------------------------------------|---------------------------------------|---------------------------------------|---------------------------------------|---------------------------------------|
| Lift Configuration | Radial | Radial | Radial | Vertical | Vertical |
| Engine | FPT F5H FL463A*G001 | FPT F5H FL463A*G001 | FPT F5B FL413 D*C001 | FPT F5H FL463A*G001 | FPT F5B FL413 D*C001 |
| Gross Horsepower — hp (kW) | 74 (55) | 74 (55) | 90 (67) | 74 (55) | 90 (67) |
| Net Horsepower — hp (kW) | 68 (51) | 68 (51) | 84 (63) | 68 (51) | 84 (63) |
| Peak Torque — lb ft (Nm) | 232 (314) | 232 (314) | 282 (383) | 232 (314) | 282 (383) |
| Displacement/ Cylinders — in ³ (L) | 207 (3.4) / 4 | 207 (3.4) / 4 | 207 (3.4) / 4 | 207 (3.4) / 4 | 207 (3.4) / 4 |
| Emissions Certification* Solutions | Tier 4 Final Certified (CEGR, DOC) | Tier 4 Final Certified (CEGR, DOC) | Tier 4 Final Certified (CEGR, SCR) | Tier 4 Final Certified (CEGR, DOC) | Tier 4 Final Certified (CEGR, SCR) |
| Rated Operating Capacity (ROC) 35% — lb (kg) | 1,890 (860) | 2,170 (984) | 2,380 (1 079) | 2,590 (1 178) | 3,150 (1 432) |
| Rated Operating Capacity (ROC) 50% — lb (kg) | 2,700 (1 225) | 3,100 (1 406) | 3,400 (1 542) | 3,700 (1 682) | 4,500 (2 045) |
| Tipping Load — lb (kg) | 5,400 (2 449) | 6,200 (2 810) | 6,800 (3 084) | 7,400 (3364) | 9,000 (4 091) |
| Bucket Breakout Force — lb (kN) | 7,270 (32.3) | 8,680 (38.6) | 8,700 (38.7) | 8,776 (39.0) | 9,188 (41.8) |
| Standard Auxiliary Hydraulics — gpm (L/min) | 24.2 (91.5) | 24.2 (91.5) | 24.2 (91.5) | 24.2 (91.5) | 24.2 (91.5) |
| High-Flow Auxiliary Hydraulics — gpm (L/min) | 32.4 (122.6) | 32.4 (122.6) | 37.6 (142.5) | 37.6 (142.5) | 39.5 (149) |
| Operating Weight — lb (kg) | 8,270 (3 750) | 8,880 (4 027) | 10,000 (4 536) | 9,630 (4 370) | 10,610 (4 823) |
| DIMENSIONS | TR270B | TR310B | TR340B | TV370B | TV450B |
| Height to Bucket Hinge Pin | 125.1 in (3.18 m) | 125.1 in (3.18 m) | 126.7 in (3.22 m) | 131.6 in (3.34 m) | 131.6 in (3.34 m) |
| Dump Height with Foundry/ Excavating Bucket | 100.6 in (2.56 m) | 100.6 in (2.56 m) | 102.2 in (2.59 m) | 105.1 in (2.67 m) | 104.1 in (2.65 m) |
| Height to Top of ROPS | 78.7 in (2.00 m) | 78.7 in (2.00 m) | 80.4 in (2.04 m) | 80.4 in (2.04 m) | 80.4 in (2.04 m) |
| Overall Length with Foundry/ Excavating Bucket | 129.1 in (3.28 m) | 129.1 in (3.28 m) | 142.6 in (3.62 m) | 141.9 in (3.60 m) | 144.4 in (3.67 m) |
| Track Width | 12.6 in (320 mm) | 15.75 in (400 mm) | 17.7 in (450 mm) | 17.7 in (450 mm) | 17.7 in (450 mm) |

*Note:
CEGR = Cooled Exhaust Gas Recirculation
DOC = Diesel Oxidation Catalyst
SCR = Selective Catalytic Reduction

BUILDING CONSTRUCTION

CASE saves you time and helps reach maximum productivity through features like maintenance-free Tier 4 Final solutions, easy pattern selection and stored operator profiles that help you focus more on work and less on setting or servicing the equipment.



BUILDING A STRONG CASE.

Since 1842, we at CASE Construction Equipment have lived by an unwavering commitment to build practical, intuitive solutions that deliver both efficiency and productivity. We continually strive to make it easier for our customers to implement emerging technologies and new compliance mandates.

Today, our global scale combined with our local expertise enables us to keep customers' real-world challenges at the center of our product development. This focus has led to numerous innovations like Ride Control™, electro-hydraulic controls, blade shake, PowerLift™, over-center boom design and the peace of mind that only CASE ProCare provides.

Every CASE machine is backed by more than 300 North American dealer locations, thousands of OEM, remanufactured and all-makes parts, and flexible financing and insurance options that provide the kind of reliable, steadfast support you expect from a professional partner.

We are passionate about improving the lives of others, whether investing in our veterans or raising awareness about local infrastructure initiatives through Dire States. Our goal is to build both stronger machines — and stronger communities.

At the end of the day, we do what's right by our customers and our communities so that they can count on CASE.

CaseCE.com/CTL

©2020 CNH Industrial America LLC. All rights reserved. CASE, CNH Industrial Capital and CNH Industrial Trademarks are registered in the United States and many other countries, owned by or licensed to CNH Industrial N.V., its subsidiaries or affiliates. Printed in U.S.A. Contains 10% post-consumer fiber.

Form No. CCE202010CTL
Replaces Form No. CCE202008CTL

IMPORTANT: CASE Construction Equipment Inc. reserves the right to change these specifications without notice and without incurring any obligation relating to such change. Availability of some models and equipment builds vary according to the country in which the equipment is used. The illustrations and text may include optional equipment and accessories and may not include all standard equipment. Your CASE dealer/distributor will be able to give you details of the products and their specifications available in your area.



CASE Construction Equipment is biodiesel-friendly.

NOTE: All engines meet current EPA emissions regulations. All specifications are stated in accordance with SAE Standards or Recommended Practices, where applicable.



Always read the Operator's Manual before operating equipment. Inspect equipment before using it, and be sure it is operating properly. Follow the product safety signs and use any safety features provided.