

CASE

75XT/85XT/90XT/95XT
SKID STEERS



XT Skid Steers

eXTreme machines

When facing challenging conditions on the job, trust a Case XT Series skid steer to rise to the occasion. Built heavy-duty for long life, Case heavy-lift XTs are at home on almost any job site — from agricultural and landscape operations to construction sites or road and bridge projects.

eXTra Power. Put the industry's most powerful skid steers to work for you. With a reliable Case power plant delivering up to 85 gross horsepower (63.4 kW), one of these XT skid steers is sure to match up perfectly with the demands of your next job.

eXTreme Productivity. With the industry's highest lift capacity and hydraulic horsepower, you can lift larger loads and take on tougher jobs that competitive machines can't. Choose from four models with rated operating load ranging from 2,200 lb (998 kg) up to 3,650 lb (1656 kg) with counterweight.



eXTraordinary Performance. Compatible with more than 75 attachments, XT skid steers provide valuable versatility.

Even in extreme conditions, Case XT skid steers are built tough enough to take the punishment of heavy lifting, material handling, digging or whatever the job demands.

XT stands for eXTra power, eXTreme productivity, eXTraordinary performance and eXTra tool versatility. That makes for a family of truly eXTreme machines!

Take your operation to the eXTreme today. Ask your Case dealer how you can experience an XT skid steer on your next job site.



75XT

Gross Horsepower
75 (55.9 kW)
Operating Load
2,200 lb (998 kg)



85XT

Gross Horsepower
80 (59.7 kW)
Operating Load
2,400 lb (1089 kg)



Table of Contents

Loader Arm Design.....	4-5
Operator Environment	6-7
Engine/Powertrain.....	8-9
75XT Skid Steer.....	10-11
85XT Skid Steer.....	12-13
90XT Skid Steer.....	14-15
95XT Skid Steer.....	16-17
Ease of Maintenance.....	18-19
Customer Support	20-21
Attachments	22-23
Options and Upgrades.....	24
Customer-Driven Design	25
Standard/Optional Equipment	26



90XT

Gross Horsepower
85 (63.4 kW)
Operating Load
2,450 lb (1111 kg)



95XT

Gross Horsepower
85 (63.4 kW)
Operating Load
3,150 lb (1429 kg)

XT Series

LOADER ARM DESIGN

QUICK FACTS

- ✓ Power Reach
vertical-lift linkage
- ✓ Power Cycle
conventional linkage

Power Reach Heavy-Lift Linkage

Designed with vertical, heavy-lift loader linkage, the 75XT, 85XT and 95XT offer the industry's highest lift capacity. Lift heavy pallets of brick or large bales, then easily load trailers or trucks.

The Power Reach design enables these XTs to achieve maximum reach at a lower height, which allows for easier load placement on trailers. Plus, the design maintains maximum reach all the way to full height, helping you unload into the middle of high-sided dump trucks. Competitive machines with scissors-lift designs cannot match this unique combination of maximum reach throughout the lift cycle.

The durable 75XT, 85XT and 95XT hold up under the twisting forces of heavy-duty digging. The patented 4-point linkage uses the chassis to support the loader arms when in the digging position, reducing stress for longer life.

For superior integrity, these XTs feature straddle-mounted pins and bushings to provide uniform support and strength to the loader arms.



Competitive models with cantilevered pins allow excessive bushing wear and side-to-side play, causing stress that leads to wear fatigue.

In addition to providing excellent durability for digging, the XT design extends machine life in heavy-duty applications such as using tree spades and cold planers.

Your local Case dealer can demonstrate the advantages of vertical-lift loader linkage. Ask about the full range of aftersales support, including financing, warranties, parts and service.



Power Cycle Conventional Linkage

For excellent digging and material handling capability, the Power Cycle conventional loader arm design is an integral part of the 90XT.

Brute strength and sturdy construction from the durable unitized chassis offer plenty of power to dig rock, make grade, or push piles. Whether you want to run a trencher, backhoe, hammer or rockwheel, the linkage design of a 90XT is up to the challenge.

A cast bucket link with top-mounted cylinder uses a single pivot point for faster raise, lower, rollback and dump times. Industry-leading cycle times and powerful breakout forces help you keep up the pace of productivity.

Thanks to a unique loader linkage design, mechanical two-way self-leveling is standard on the 90XT to enhance load retention and attachment positioning.

Plus, the 90XT has a 124.5 in. (3.16 m) hinge pin height, making it ideal for material-handling tasks like dumping into high-sided trailers or trucks.

To add a 90XT skid steer to your work force, visit with your local Case dealer about the flexible financing options available through Case Credit.



XT Series

OPERATOR ENVIRONMENT

QUICK FACTS

- ✓ Panoramic visibility
- ✓ Easy entry/exit
- ✓ Operator seat bar
- ✓ Excavator-style control levers
- ✓ Vinyl water-shedding seat
- ✓ Comfortable cab enclosure

The Place for Higher Productivity

Command Central. The Comfort Zone. That's what some customers call the outstanding operator environment of a Case XT skid steer. Have a seat and you'll quickly see why this space earns rave reviews.

For one thing, an XT skid steer offers easy entry and exit. Pull down the operator seat bar, fasten the seat belt and let your hands settle on the comfortable excavator-style controls.

Low-effort servo-assist controls reduce operator fatigue during long shifts. Push-button activation makes operation extra easy. Hand and foot throttles are standard equipment, allowing precise control of machine movements.

A vinyl, water-shedding seat is standard (suspension seat optional) and will provide comfort during long days on the job. Plus, an optional deluxe heater and air conditioning system is available on the 85XT, 90XT and 95XT to ensure all-weather comfort.

Look out to the front and sides to see superior visibility to the bucket, tires and curb line. Even if you add the cab enclosure, a frameless front door keeps your line of sight wide open. For operator protection in certain applications, a Lexan® shatter-resistant door is also available. Front and rear halogen flood lights illuminate work sites at night.

Operator-friendly instrument panels are in line with the operator's view for quick reference to system functions. An optional automatic engine shutdown system helps protect major machine components by shutting down the engine if temperatures or pressures exceed acceptable ranges.

Case XT skid steers are designed with features to protect the operator, such as the standard retractable seat belt and ROPS/FOPS canopy with side screens.

In addition to serving as an armrest, the seat bar locks out the drive system and loader control levers, and engages the parking brake when raised.





The optional ECI proportional fan drive available on the 85XT, 90XT and 95XT reduces operating noise in normal conditions, delivers more usable power, helps provide a warm operator's compartment in cold weather, boosts fuel efficiency, provides faster engine warm-up and reduces generation of dust and debris. The ECI fan drive runs at low revolutions during normal operations to save horsepower, but switches to full speed when extra cooling is needed.



XT Series

Big on Power for Greater Performance

ENGINE/ POWERTRAIN

QUICK FACTS

- ✓ Powerful, proven Case engines
- ✓ Excellent warranty support
- ✓ Optional automatic engine shutdown system
- ✓ Tandem hydrostatic drive pumps and motors
- ✓ Precise, responsive controls

What makes the Case XT skid steer line so dependable is the proven performance of the engine and powertrain. Well-matched to the machine's size and design, Case engines come with one of the best warranties in the business — 2 years/2,000 hours.

An industry-proven power plant known for its efficiency and reliability, the Case 4-390 can be found at the heart of the 75XT and 85XT. The 90XT and 95XT feature the Case 4T-390, which is turbocharged for greater performance and reduced power loss at higher elevations.

Designed for long life, large-displacement engines from Case deliver more power all through

the rpm range. For added reliability and easier repair, Case engines use up to 30 percent fewer parts than competitive designs.

An automatic engine shutdown option protects critical components by monitoring three critical functions — engine oil pressure, engine coolant temperature, and hydraulic oil temperature. A 99-hour memory feature tracks the number of warnings to help identify operating patterns, such as repeated restarts after shutdown.

Tandem hydrostatic drive pumps are coupled directly to the engine flywheel, delivering 100 percent of available engine power to pumps and

	75XT	85XT	90XT	95XT
MODEL	4-390	4-390	4T-390	4T-390
CYLINDERS	4	4	4	4
GROSS HP	75 (55.9 kW) @ 2200 rpm	80 (59.7 kW) @ 2500 rpm	85 (63.4 kW) @ 2500 rpm	85 (63.4 kW) @ 2500 rpm
NET HP	69 (51.5 kW) @ 2200 rpm	69 (51.5 kW) @ 2500 rpm	74 (55.2 kW) @ 2500 rpm	74 (55.2 kW) @ 2500 rpm
DISPLACEMENT	239 in ³ (3.9 L)	239 in ³ (3.9 L)	239 in ³ (3.9 L)	239 in ³ (3.9 L)
MAX. TORQUE	193 lb•ft (262 N•m) @ 1200 rpm	193 lb•ft (262 N•m) @ 1200 rpm	239 lb•ft (324 N•m) @ 1200 rpm	239 lb•ft (324 N•m) @ 1200 rpm



components. Proven hydrostatic motors efficiently transfer power through a durable final drive on to externally adjustable drive chains.

For outstanding power transfer to deliver exceptional push power, the 90XT and 95XT feature double-reduction planetary final drives with a variable-flow piston hydrostatic motor for two-speed travel. A single reduction final drive with high-torque,

low-speed Gerotor motor powers the 75XT and 85XT.

Ask your Case dealer about the industry-proven power from an XT skid steer today.



Hydrostatic Motor


The variable-flow piston hydrostatic motor on the 90XT and 95XT offers faster travel speeds from a push-button, two-speed drive. These two machines accelerate from 7 mph (11.26 kph) in low range to 11 mph (17.7 kph) in high range.

Planetary Final Drive

A double-reduction planetary final drive on the 90XT and 95XT provides superior torque transfer for maximum push power.

Axle

Strong single-piece, forged, induction-hardened carbon steel axles ensure reliability. Lubed-for-life axle housings with protective seal guards offer long life and dependable performance.



Push-Button Brake

All Case heavy-lift XT skid steers have push-button brake activation to allow operation of loader arms without having to steady the machine, which is an excellent feature when working on slopes. Brakes can be applied three ways: press the brake button on the left-hand control lever, raise the seat bar or stop the engine.

Drive Chains

Massive ASA rated #120 drive chains (shown actual size) on the 90XT and 95XT have a tensile strength up to 41,000 lbs (18 597 kg) — double the strength of an #80 chain. The 75XT and 85XT use #100 chains.



XT Series

75XT

QUICK FACTS

- ✓ *Gross Horsepower*
75 hp (55.9 kW)
- ✓ *Operating Load*
2,200 lb (998 kg)
- ✓ *Bucket Breakout Force*
5,371 lbf (23 892 N)
- ✓ *Bucket Hinge Pin Height*
119.7 in (3.04 m)
- ✓ *Operating Weight*
6,700 lb (3039 kg)

Reaching New Heights in Skid Steer

When lifting and loading are your primary tasks, the 75XT will help make you more productive. Its heavy-lift capability lets you pick up larger loads and its power reach linkage lets you place loads on trailers easily and confidently.

What makes the 75XT so special is the vertical-lift design that achieves maximum reach at operator eye level and sustains that reach to full height for superior truck loading. Stack large bales and lift pallets of brick or sod all day long with the highly efficient 75XT skid steer.

In addition to superior lift and reach characteristics, the patented 4-bar linkage keeps the loader arms against the chassis when in the digging position to help absorb shock loads for longer life.

Another Case exclusive is the optional hydraulic two-way attachment self-leveling for the ultimate in precision load control and placement. For easier emptying, a 45° dump angle helps clean out the bucket, even when handling sticky material.

To run a variety of attachments, the 75XT can be equipped with optional 3000 psi (207 bar) high-flow hydraulics with up to 32 gpm (121.1 L/min) flow. And to save valuable time swapping attachments, the hydraulic quick coupler option is well worth the investment.

No matter what your primary business — agricultural, landscaping, or construction, the 75XT is sure to become an instant favorite.



Design



XT Series

85XT

QUICK FACTS

- ✓ **Gross Horsepower**
80 hp (59.7 kW)
- ✓ **Operating Load**
2,400 lb (1089 kg)
- ✓ **Bucket Breakout Force**
6,175 lbf (27 468 N)
- ✓ **Bucket Hinge Pin Height**
122.4 in (3.11 m)
- ✓ **Operating Weight**
8,057 lb (3655 kg)

Add Productivity to Your Projects

When facing a long list of tough tasks in a variety of applications, put a versatile Case 85XT on your crew. Its vertical, heavy-lift-and-reach design makes it a real workhorse on any job site, including landscaping, recycling, masonry, general building construction, and agriculture.

In fact, the 85XT is an ideal addition to a rental fleet because of its versatility and highly productive combination of power, lift and reach.

With 80 gross horsepower (59.7 kW), SAE rated operating load of 2,400 lbs (1089 kg), bucket hinge pin height of 122.4 in. (3.11 m), and 39.5 in. (1.0 m) reach, the 85XT is perfect for diverse material-handling jobs. Its Power Reach design helps the 85XT

easily place loads in the middle of trucks and trailers. Outfit this machine with a wide range of compatible attachments, including augers, brooms, backhoes, rollers, trenchers or tree spades.

A 3000 psi (207 bar), 20 gpm (77 L/min) auxiliary hydraulic pump is standard. To run high-speed attachments such as stump grinders, cold planers, rockwheels and rotary tillers, add a high-flow 38 gpm (145 L/min) pump to the 85XT.

Step up to higher productivity with the optional hydraulic attachment quick coupler, hydraulic two-way self-leveling and Ride Control to make the job easier on the operator.



Your Case dealer can show you the advantages of a high-performance 85XT skid steer. Rest assured, a Case skid steer is backed by an expert team of dealer sales, service, and support personnel who will see to it that your ownership experience is beyond your expectations.



No matter what your business — agricultural, industrial, rental, landscaping, construction, or roads and bridges — an XT skid steer can handle it. With more than 75 available attachments and optional high-flow auxiliary hydraulics, a Case XT skid steer is up to the challenge of almost any chore. Put one to the test on your next project!



XT Series

90XT

QUICK FACTS

- ✓ *Gross Horsepower*
85 hp (63.4 kW)
- ✓ *Operating Load*
2,450 lb (1111 kg)
- ✓ *Bucket Breakout Force*
6,200 lbf (27 578 N)
- ✓ *Bucket Hinge Pin Height*
124.5 in (3.16 m)
- ✓ *Operating Weight*
8,950 lb (4060 kg)

Easily Handle Heavy-Duty Digging

From digging and dozing to trenching and boring, the heavy-duty 90XT knows how to handle the toughest tasks. Its conventional heavy-lift linkage and rugged unitized chassis give it greater durability, even in extreme digging conditions.

Plus, the Power Cycle linkage makes for faster cycle times with powerful breakout forces. Fast raise, lower, rollback and dump times help boost daily productivity in excavating, loading, grading and material handling.

Mechanical two-way self-leveling and a mechanical attachment coupler are standard equipment on the 90XT. For higher productivity, go with the optional hydraulic quick coupler to swap attachments in seconds and Ride Control to smooth out the ride over rough terrain.

Choose from two optional high-flow hydraulic systems — 3000 psi (207 bar), 41 gpm (155 L/min) auxiliary, or 5000 psi (345 bar), 30 gpm (115 L/min) hydrostatic — to power larger, more-demanding attachments such as trenchers, stump grinders, augers, rockwheels and cold planers.

A standard two-speed drive with double-reduction planetary final drive delivers travel speeds up to 11 mph (17.7 kph). Massive ASA #120 drive chains ensure reliable performance.



Your Case dealer can help you determine the XT skid steer that's best for your operation. Look to your local dealer for industry expertise, flexible financing solutions through Case Credit, and outstanding parts and service support after the sale.



XT Series

95XT

QUICK FACTS

- ✓ **Gross Horsepower**
85 hp (63.4 kW)
- ✓ **Operating Load**
3,150 lb (1429 kg)
- ✓ **Bucket Breakout Force**
6,175 lbf (27 468 N)
- ✓ **Bucket Hinge Pin Height**
125.5 in (3.19 m)
- ✓ **Operating Weight**
9,050 lb (4105 kg)

Tackle Tough Top-of-the-line Tasks

Since its introduction, the Case 95XT has been the leader of the pack. With the latest improvements and advances, the 95XT will continue to dominate the skid steer industry.

With the industry's best lift capacity of up to 3,650 lb (1656 kg) with counterweight and incredible lift breakout force, the Case 95XT offers top-of-the-line power for handling the heaviest loads.

The 95XT features 36.8 in. (935 mm) reach and 125.5 in. (3.19 m) hinge pin height for easier dumping into high-sided trucks and improved load placement on trailers.

A Case exclusive hydraulic two-way attachment self-leveling (optional) reduces material loss and improves load positioning, which increases operator productivity. Add optional Ride Control to retain full loads over rough terrain and enjoy a smoother ride at higher speeds for reduced operator fatigue and greater productivity.

Equip the 95XT with optional high-flow auxiliary hydraulics to handle tough tasks such as trenching,

tilling, augering and cold planing. Get the industry's highest delivered hydraulic horsepower from either the 3000 psi (207 bar), 41 gpm (155 L/min) auxiliary pump, or the hydrostatic 5000 psi (345 bar), 30 gpm (115 L/min) option.

Built tough enough to take on your most-challenging jobs, the 95XT relies on a double-reduction planetary final drive with two-speed travel and massive ASA #120 drive chains. The 95XT endures and excels when performing demanding duties in severe situations such as mining quarries and recycling facilities.

The Case 95XT also exhibits superior stability for handling heavy loads and excellent maneuverability for working in confined spaces like recycling yards. Compatible with more than 75 attachments, the 95XT can be equipped to work in almost any application or special situation.

When your operation calls for a top-of-the-line machine with industry-leading power, visit your local Case dealer for full details on the truly top-end 95XT.



Optional two-way hydraulic self-leveling and the hydraulic attachment quick coupler will help boost your daily productivity on the job. The all-weather comfort of the cab enclosure keeps an operator at work no matter what the weather.



Add optional Ride Control to any XT skid steer for a smoother ride and less material spillage. Ride Control acts like a shock absorber by cushioning loader arms from the jolts of rough terrain.



XT Series

EASE OF MAINTENANCE

QUICK FACTS

- ✓ *No-tools tilt ROPS*
- ✓ *Swing-out service door*
- ✓ *Simple daily servicing*
- ✓ *Fast, easy engine access*
- ✓ *Optional automatic engine shutdown system*

Tilt in Seconds to Save Time

For every minute you spend servicing, the machine isn't making you money on the job. That's why Case XT skid steers are designed for easy daily and routine maintenance checks that save you time and money.

It starts with the industry's only no-tools tilt ROPS that provides fast, full access to the engine and other major components. Simply unlatch the cab pivot lock handles next to the seat and pull the cab forward. This can be done with the loader arms in the raised or lowered position.

Best of all, Case XT Series skid steers offer the time-saving convenience of a single location for daily maintenance duties. Open the rear hood to reach the fuel fill, oil fills, engine oil dipstick and the air cleaner. Swing out the rear service door for a quick check of the coolant and hydraulic oil levels.

It's also very easy to clean the cooling system because the hydraulic oil cooler swings out to allow full access. Best of all, debris doesn't end up on top of the engine or battery.

For maximum reliability, the 75XT and 85XT use heavy-duty ASA #100 drive chains, while the 90XT and 95XT have ASA #120 chains. These externally adjustable drive chains ensure proper operation, preventing premature repair. Direct coupled hydraulic pumps prevent power loss and costly belt maintenance.




Extended air filter life is an excellent benefit of the standard dual element air cleaner system and optional air intake aspirator. Other preventive maintenance points include a 6-micron hydraulic oil filter and a 2-micron charge system filter for added protection. Most importantly, the optional automatic engine shutdown and 99-hour memory feature help protect the system against excessive temperature and pressures.

Already proven by their industry popularity, a Case skid steer is backed by some of the industry's best warranties — one year unlimited hours on the machine and 2 years/2,000 hours on the engine.

When it comes time to repair your XT skid steer, trust the trained service technicians at your local Case dealership. Equipped with the latest tools and expertise, these service professionals can quickly diagnose and repair any problem on your machine. For all your service and maintenance needs, depend on genuine Case replacement parts to deliver reliable performance and longer life.

To protect your investment and boost resale values, choose the Flexible Protection Plan or Maintenance Inspection Plan available through your Case dealer. Ask for more details today!

The industry's only no-tools, easy-tilt ROPS gives you fast, open access to the engine and major hydrostatic components under the operator compartment.



Single-point daily servicing at the rear of the machine saves you time. Enjoy easy access to all checkpoints from under the lockable rear hood and behind the swing-out service door. No side panels to remove!



XT Series

CUSTOMER SUPPORT

QUICK FACTS

- ✓ Buy, lease or rent
- ✓ Custom financing from Case Credit
- ✓ Outstanding warranties
- ✓ Flexible Protection Plans
- ✓ Skilled service technicians
- ✓ AvailabilityMAX™ parts supply

Always Available With Answers

To put an XT skid steer to work on your next job, stop by your local Case dealer for the total support solution you need. From parts and service to flexible financing and protection plans, your Case dealer has the right tools to take care of your equipment and your business. Trust your Case dealer for industry-leading support and expert advice that will give you a productivity and profitability advantage.

CASE CREDIT®

Whether you want to rent, lease or own, your Case dealer offers custom financing packages through Case Credit that best suit your specific situation. Choose a flexible plan to match your budget with the machine your operation needs.

And for the peace of mind you deserve, Case skid steers come with one of the best warranties in the business. For added security and around-the-clock protection, you can choose a **Case Flexible Protection Plan** to customize extended warranty coverage to match your specific needs.

Choose powertrain or full machine coverage and the number of years and hours of protection. You can even include Flexible Protection in your equipment financing package for one easy monthly payment. Plus, you'll enjoy higher resale value when that time comes.

Once you get your new XT skid steer on the job, you'll want to make sure it keeps up the pace of profitability. To keep the machine well-tuned, consider the **Case Maintenance Inspection Plan** for regularly scheduled servicing that eliminates surprise repairs and ensures maximum uptime.

With Case-certified mechanics and genuine Case parts, you can be sure that repairs are done right the first time. **Skilled service professionals** equipped with the latest tools can quickly diagnose and repair your machine so you can get back on the job faster.

Your Case dealer keeps high-demand **genuine Case replacement parts** on-hand to keep you up and running. If it's not on the shelf, your dealer can locate the nearest part within seconds and get it on the way to you in a matter of minutes thanks to the **AvailabilityMAX™** system.



Uptime. All the time.®



YOUR TEAM FOR SUPERIOR SUPPORT



XT Series

ATTACHMENTS

QUICK FACTS

- ✓ Variety of attachments
- ✓ Several bucket types
- ✓ Optional high-flow hydraulics
- ✓ Hydraulic attachment quick coupler

Multi-Tasking Machines for Valuable

On most job sites, a skid steer must be a multi-purpose machine. You may need to excavate in the morning and backfill that same afternoon. That's where a Case XT's versatility becomes very valuable.

Durable and designed to work well with a wide variety of attachments, the XT line can handle just about any assignment when equipped with everything from backhoes and brooms to augers, forks, rakes, stump grinders, cold planers and more.

Case XT skid steers come with standard auxiliary hydraulics for low-flow attachments, or you can add the optional 3000 psi (207 bar) high-flow hydraulic system for up to 44 delivered hydraulic horsepower. For high-powered tasks, equip the 90XT or 95XT with optional 5000

psi (345 bar) hydrostatic high-flow hydraulics for up to 59 delivered hydraulic horsepower to run high-production attachments such as the Case 40-inch (1.02 m) cold planer.

An optional hydraulic attachment quick coupler and ISO hydraulic quick connectors allow for fast, easy exchange of more than 75 different attachments.

Match a highly versatile XT skid steer to any type of business, including residential construction, roads and bridges, landscaping, scrap handling, demolition, agricultural and industrial.

Your local Case dealer has the right solutions for your specific situation. Stop by today to see the exceptional value and true versatility of an XT skid steer.



Versatility

Forks



Bale Spikes



Cold Planers



Scrap Grapple Buckets



Stump Grinders



Backhoes



Tree Spades



Vibratory Rollers



Angle Brooms



Hydraulic Quick Coupler



An optional hydraulic attachment quick coupler makes switching attachments fast and simple without leaving the operator compartment.

Other Available Attachments:

- Augers
- Auto Rakes
- Box Rakes
- Landscape Rakes
- 4 IN 1[®] Buckets
- Pick-up Brooms
- Snow Blades
- Snow Blowers
- Dozer Blades
- Hammers
- Mini-Hoes
- Rockwheels
- Rotary Tillers
- Trenchers
- Scarifiers
- Preparators
- Tree Shears
- Scrap Shears
- Manure Forks
- And more...
at your Case dealer.

XT Series

OPTIONS AND UPGRADES

QUICK FACTS

- ✓ *Two-way hydraulic self-leveling*
- ✓ *Ride Control*
- ✓ *Automatic engine shutdown*
- ✓ *Catalytic muffler*
- ✓ *Deluxe heater*
- ✓ *Tires and tracks*

Making the Best Better

The Case XT family of skid steers offers industry-leading power in a highly productive package.

In addition to heavy-duty lift capacity, there are plenty of new features and options too — from an accessory power outlet and water-shedding seat to critical components that impact your productivity, such as high-flow auxiliary hydraulics, Ride Control and two-way hydraulic self-leveling.

Choose the options that add convenience and comfort, such as the cab enclosure, deluxe heater, air conditioning and hydraulic attachment quick-coupler. If you do a lot of indoor work, the catalytic muffler option helps reduce emissions.

Case offers a wide variety of optional tires or tracks for optimal performance in any application. For example, choose 12x16.5 Galaxy King Kong tires for long life in severe-duty applications or steel tracks for better traction and flotation in soft conditions.

With a long list of factory- and field-installed options, you can turn a Case XT skid steer into your ideal machine. Equip it just the way you prefer to run it. Match it to your needs for special situations. Outfit it with whatever it takes to help you do more in a day. Ask your Case dealer about all the available options for the XT skid steer line.



More of What You Want

When asked what was most important in a skid steer, customers around the world requested a number of key criteria that Case engineers designed into the full family of XT skid steers.

For starters, you asked for greater digging power, more lift capacity and better reach. Both our conventional power cycle linkage and power reach vertical-lift designs deliver on demand.

You said you needed a machine that could take on almost any application. With standard auxiliary flow and optional high-flow hydraulics, a Case XT skid steer can handle cold planers, hammers, rockwheels and tree shears as well as it can manage a broom, blade or landscape rake.

You also asked for a machine that was built to last — one that works hard for you every day. Put an XT skid steer on your next job and have confidence in its proven design and reliable components.

And you had to have a machine that's not only easy to operate, but also easy to service. You'll quickly discover Case XT skid steers simplify both.

To see all these things for yourself, stop by your local Case dealership and ask for a demonstration of an XT Series skid steer.

XT Series

CUSTOMER-DRIVEN DESIGN

QUICK FACTS

- ✓ Industry-leading lift capacity
- ✓ Enhanced hydraulic horsepower
- ✓ Rugged and reliable
- ✓ Easy maintenance
- ✓ Low cost of ownership



XT Series

STANDARD/OPTIONAL EQUIPMENT

Standard

Engine	75XT	85XT	90XT	95XT
Case 4-390 diesel	•	•	•	•
Case 4T-390 turbocharged diesel	•	•	•	•
Automatic fan belt tensioner	•	•	•	•
Integral engine oil cooling	•	•	•	•
Fuel filter w/water trap	•	•	•	•
Dual element air cleaner	•	•	•	•
65 amp alternator	•	•	•	•
610 CCA 12-volt battery	•	•	•	•
Heavy-duty radiator	•	•	•	•

Operator's Compartment

ROPS/FOPS canopy w/side screens	•	•	•	•
"No-tools" tilt ROPS/FOPS	•	•	•	•
Instrument panels	•	•	•	•
Vinyl water-shedding seat	•	•	•	•
2 in. (51 mm) retractable seat belt	•	•	•	•
Hand and foot throttles	•	•	•	•
Horn	•	•	•	•
Ergonomic hand controls	•	•	•	•
Seat bar w/integral arm rests	•	•	•	•
Loader control lockout system	•	•	•	•
Fingertip brake control	•	•	•	•
Rear window w/escape provision	•	•	•	•
Floor cleanout panel	•	•	•	•

Powertrain

Hydrostatic four-wheel drive	•	•	•	•
Servo controls	•	•	•	•
High/Low range	•	•	•	•
ASA #100 drive chain	•	•	•	•
ASA #120 drive chain	•	•	•	•
Disc parking brakes	•	•	•	•

Hydraulics

Auxiliary hydraulics 3000 psi (207 bar)	•	•	•	•
Auxiliary hydraulic circuit pedal lock	•	•	•	•
Loader arm-mounted ISO flat-face connectors	•	•	•	•
Loader function lockout system	•	•	•	•
Loader lockout override	•	•	•	•
3-spool loader control valve	•	•	•	•
Swing-out hydraulic oil cooler	•	•	•	•
Loader arm float position	•	•	•	•

Loader

Power Reach (vertical-lift) linkage	•	•	•	•
Power Cycle (conventional-lift) linkage	•	•	•	•
Mechanical two-way self-leveling	•	•	•	•
Mechanical attachment coupler	•	•	•	•

Other

Integral bumper counterweight	•	•	•	•
Lockable service access hood	•	•	•	•
Heavy-duty louvered rear grille	•	•	•	•
Single-point daily servicing	•	•	•	•
Halogen lights: 2-front, 1-rear	•	•	•	•
Rear tail lights	•	•	•	•

Optional

Engine	75XT	85XT	90XT	95XT
Coolant block heater	•	•	•	•
Thermostart	•	•	•	•
Horton® proportional fan drive	•	•	•	•

Loader

Ride Control	•	•	•	•
Hydraulic attachment quick coupler	•	•	•	•
Hydraulic two-way self-leveling	•	•	•	•

Hydraulics

High-flow auxiliary hydraulics - 3000 psi (207 bar)	•	•	•	•
High-flow hydrostatic hydraulics - 5000 psi (345 bar)	•	•	•	•

Operator's Compartment

Vinyl suspension seat w/2 in. (51 mm) retractable seat belt	•	•	•	•
Vinyl suspension seat w/3 in. (76 mm) retractable seat belt	•	•	•	•
Auxiliary front electric controls	•	•	•	•
Chassis options harness	•	•	•	•
Lexan® front door	•	•	•	•
Glass front door w/wiper & washer	•	•	•	•
Sliding side windows	•	•	•	•
Rear window	•	•	•	•
Top window	•	•	•	•
Heater (deluxe)	•	•	•	•
Heater (floor)	•	•	•	•
Accessory power outlet	•	•	•	•
Air conditioning	•	•	•	•

Other

Backup alarm	•	•	•	•
Rotating beacon	•	•	•	•
Lift hooks	•	•	•	•
Drawbar	•	•	•	•
260 lb (118 kg) counterweight	•	•	•	•
925 lb (420 kg) counterweight	•	•	•	•
1,000 lb (454 kg) counterweight	•	•	•	•
Horn	•	•	•	•
Special paint	•	•	•	•
Language decals	•	•	•	•
Manual brake release	•	•	•	•
Auxiliary front electric	•	•	•	•
Catalytic muffler	•	•	•	•
Aspirator	•	•	•	•
Battery disconnect switch	•	•	•	•
Automatic engine shutdown system	•	•	•	•

Buckets/Attachments

Bolt-on bucket cutting edges	•	•	•	•
Bolt-on spill guards	•	•	•	•
Pallet forks - 42 in. (1.07 m)/48 in. (1.22 m)	•	•	•	•
Model 560 trencher	•	•	•	•
Model D125 backhoe	•	•	•	•

Tires/Tracks

Solideal Hauler SKS	•	•	•	•
Galaxy Beefy Baby II	•	•	•	•
Galaxy Hippo	•	•	•	•
Galaxy King Kong	•	•	•	•
Galaxy Hulk	•	•	•	•
Galaxy Bulky Hulk	•	•	•	•
Galaxy Poly Soft-Super Fill	•	•	•	•
Tyrllyner®	•	•	•	•
Case Steel Tracks	•	•	•	•



CASE



75XT




85XT



90XT



95XT



SAE Gross Horsepower
Operating Load
Operating Weight

Uptime. All the time.®

NOTE: All specifications are stated in accordance with SAE Standards or Recommended Practices, where applicable.

IMPORTANT: Case Corporation reserves the right to change these specifications without notice and without incurring any obligation relating to such change. This literature has been published for worldwide circulation. Availability of some models and equipment builds vary according to the country in which the equipment is used. The illustrations and text may include optional equipment and accessories and may not include all standard equipment. Your Case dealer/distributor will be able to give you details of the products and their specifications available in your area.

Attachments from other manufacturers are shown for illustration only. Case Corporation does not warrant the safety or reliability of these attachments.

Lexan is a registered trademark of the General Electric Co.

Galaxy, Beefy Baby II, Hippo, Hulk, King Kong, Bulky Hulk and Poly Soft-Super Fill are trademarks of the Galaxy Tire Co.

Tyrllyner is a registered trademark of Tyrllyner Company.

© 2001 CASE CORPORATION. All Rights Reserved.
Case and Case Credit are registered trademarks of Case Corporation.

Visit Case Corporation on the Web at: <http://www.casece.com>

Form No. CE 313-08-01 Printed in U.S.A.

Replaces Form No. CE 121-4-98

WORLDWIDE CASE CONSTRUCTION EQUIPMENT CONTACT INFORMATION

NORTH AMERICA/MEXICO:

700 STATE STREET
RACINE, WI 53404 U.S.A.

LATIN AMERICA:

AV. GENERAL DAVID SARNOFF 2237
32210 - 900 CONTAGEM - MG
BELO HORIZONTE BRAZIL

EUROPE/AFRICA/MIDDLE EAST:

18, PLACE DES NYMPHEAS
ZI PARIS NORD 11 95915
ROISSY CDG CEDEX FRANCE

ASIA PACIFIC:

31-67 KURRAJONG ROAD
ST. MARY'S
NEW SOUTH WALES 2760 AUSTRALIA



SAFETY NEVER HURTS!™

Always read the Operator's Manual before operating any equipment. Inspect equipment before using it, and be sure it is operating properly. Follow the product safety signs and use all safety features provided.