

CASE
CONSTRUCTION

N SERIES
TRACTOR LOADER

570N XT



INDUSTRIAL. INDISPENSABLE.

Industrial strength means a lifting capacity of more than 6,500 lbs. Industrial strength means the fastest roading speeds. Industrial strength means easier steering, better braking and a slew of features for maximum control, comfort and visibility. And when it comes to the industrious 570N XT, industrial strength means business.



★ Industry-Leading Lift Capacity

★ Comfort Steer™*
*Optional feature

★ Fastest Roding Speed

★ Power Assist Brakes



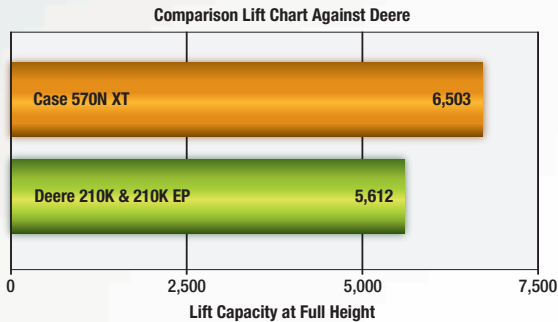
 Ride Control™

 Swiveling Seat

Applications



READY TO ROLL.



INDUSTRIAL-STRENGTH LOADER ARM

With 6,503 lbs. lifting capacity, no other tractor loader digs, lifts or loads like CASE. Heavy-duty in-line parallel linkage with a solid thru-pin design, dual bucket cylinders and a standard material retention feature evenly transfer bucket stress up and through full dump for faster cycles and minimal spillage. Plus, a mechanical stopper causes metal-to-metal impact to shake out material when dumping.



GET MORE DONE WITH RIDE CONTROL™

CASE created it. CASE perfected it. Experience Ride Control™ – a push-button loader arm stabilization option that reduces bounce at elevated speeds for greater load retention to help you get more moved, more quickly.

BETTER BRAKING WITH POWER ASSIST

Hydraulically assisted braking helps you slow and stop smoothly with greater ease. We've even lowered the location of our brake pedal to make braking a bit more comfortable for operators.



SAME POWER, SAME TORQUE, LESS FUEL

In meeting Tier 4 Interim standards, the 570N XT maintained what matters and improved what helps. A 3.4-liter turbocharged CEGR (Cooled Exhaust Gas Recirculation) engine delivers the performance of previous generations and provides a faster throttle response while delivering fuel savings of at least 5%. And where other solutions require a larger hood that decreases visibility, CASE stayed the same. That's going beyond compliance.



“Our CASE tractor loaders are used for everything from grading to moving granite. The uptime is fantastic – nearly 1,600 hours a year with no problems. CASE performance and dependability have made me a customer for more than 15 years.”



SWIVEL TO SEE

The 570N XT offers a three-position swivel seat that pivots 15° and 30° to the right for easy viewing of rear-facing attachments. It puts rear controls conveniently within reach while also allowing you to keep a hand on the wheel and an eye on what's ahead.



VERSATILITY INSIDE AND OUT.

BE READY TO REACT WITH CONVENIENT CONTROLS

Intuitive controls, such as a fully integrated loader control lever with finger-activated transmission disconnect and differential lock, as well as a toggle for auxiliary hydraulics, enable operators to quickly respond to changing conditions.



Convenient rear controls.

CUT TURNS IN HALF WITH COMFORT STEER™

Exclusive to CASE, the Comfort Steer option reduces lock-to-lock rotations when moving from full right to full left (and vice versa). You can load, stockpile and backfill considerably faster with less operator discomfort throughout the day.



Push-button Comfort Steer™ available.

360° VISIBILITY

From a sloped hood that allows for greater visibility of front attachments to the specially designed fenders that let you see more of rear implements to a canopy cutout* that gives you a clear view of the loader at full height, the 570N XT provides the all-around vision you need to do the best job.

*On low-profile canopy

CHOOSE CANOPY OR CAB

At a height of only eight-feet nine-inches, an optional ROPS/ FOPS-certified low-profile canopy provides excellent clearance for treetops, sheds or short overhangs and incorporates a cutout for visibility of the loader at full height. Working in extreme weather? Choose the available two-door cab with floor-to-ceiling glass, heater, defroster, air conditioning and window wipers.



MAINTENANCE MADE EASY.

SERVICEABILITY IS IN OUR DNA

When you invest in CASE equipment, you need it to last. We make it simple. The 570N XT is no exception. From swing-out coolers, to a tilt-up hood and ground-level access of all service points, you can do daily maintenance in a matter of minutes. It's the easiest way to help you get the most performance and longest life out of your machine.



EASY ACCESS TO EVERYTHING

1. Easiest safety strut to lower/raise
2. Spin-on filters
3. Flip-up hood
4. Outboard-mounted wet disc brakes
5. Grouped site gauges

6. Swing-out coolers
7. Safe jump-start terminal and master disconnect switch (optional)

SERVICE-FREE FEATURES

- Lube-for-life U-joints
- Self-adjusting belt



NO TOOLS NEEDED

The 570N XT tractor loader continues the CASE hallmark of simple serviceability with features like tool-free access to routine maintenance points.



REMOTE. CONTROL.





Available for the 570N XT tractor loader, CASE SiteWatch™ telematics breaks the boundaries of fleet management by allowing you to monitor and manage multiple machines from your office, wherever that may be. No more manually tracking down engine hours and fuel levels. Get real-time performance metrics, idle-time analytics, scheduled maintenance intervals and programmable security alerts sent to any computer, anytime, anywhere.



SUPPORT COMES STANDARD

Base & Extended Warranty Coverage*

2-Year/2,000-Hour Standard Powertrain Warranty available at no charge in addition to 1-Year/Unlimited-Hour Full-Coverage Base Limited Warranty

*Please see your CASE dealer for limitations, exclusions and confirmation of policies in effect.


Breakdown Assistance

Standard on all CASE equipment.


STRONGER PRODUCT SUPPORT SOLUTIONS

Your CASE dealer knows best how you can maximize your equipment investment and uptime, with genuine CASE parts, expert service and a complete range of product support solutions – including CASE remanufactured and all-makes parts. CASE supports better parts availability and faster deliveries, through nine parts distribution centers in North America and a forecasting system to ensure that the right parts will be there when you need them. And only CASE dealers have exclusive access to the Electronic Service Tool that quickly pinpoints machine issues to help maximize uptime.





A LOADED LOADER.



SWITCH FROM YOUR SEAT WITH THE HYDRAULIC COUPLER

CASE tractor loaders offer an optional hydraulic quick-coupler. Its distinctive design is built to match a wide array of buckets, forks, grapples and other attachments — all available through CNH Parts — and lets you conveniently switch out attachments from the comfort of your seat.



ATTACHMENTS GALORE AND ONE-OF-A-KIND HITCH

Beyond the 4-in-1 bucket and dozens of other versatile CASE attachments, your tractor loader also offers an assortment of rear three-point hitch attachments and is compatible with all standard Category 2 hitches. And only CASE offers a three-point hitch with adjustable calipers. This industry-exclusive feature allows operators to fine-tune the amount of sway in rear attachments for improved precision.



PTO-READY

The 570N XT can also be equipped with a hydraulic PTO for use with an even wider array of accessories.



THE N SERIES TRACTOR LOADER



SPECIFICATIONS

570N XT

Engine	FPT F5T F5HFL413D
Displacement/Cylinders – in ³ . (L)	207 (3.4)/4
Emissions certification*	Tier 4 Interim (CEGR/DPF)
Gross hp (kW) @ 2200 RPM	85 (63.4)
Net hp (kW) @ 2200 RPM	78 (58)
Maximum net torque – lb.-ft. (N-m)	276 (374)
System flow – gpm (L/min)	28.5 (108)
Maximum travel speed – fwd. – mph (km/h)	24.3 (39.1)
3-point hitch vertical force – lb.-ft. (N)	3,501 (15 574)
Lift capacity at full height – lb. (kg)**	6,503 (2 950)
Bucket breakout force – lb. (N)*	10,325 (45 928)
Operating weight, 4WD – lb. (kg)	12,898 (5 850)
Lift cylinders breakout force – lbf (kN)	9,271 (41.2)
Dump cylinders breakout force – lbf (kN)	9,607 (42.7)

DIMENSIONS

Height to top of cab	9 ft. 0 in. (2.74 m)
Bucket hinge pin – fully raised	11 ft. 3 in. (3.41 m)
Overall operating height – fully raised	13 ft. 9 in. (4.17 m)
Overall length with 3-point hitch	16 ft. 11 in. (5.15 m)
Dump angle @ full height	46°
Dump clearance @ full height, 45° dump	8 ft. 8 in. (2.63 m)
Dump reach @ full height, 45° dump	2 ft. 2 in. (0.66 m)
Bucket rollback @ groundline	40°
Digging depth below grade – bucket flat	7.8 in. (0.19 m)
Wheelbase	7 ft. 1 in. (2.15 m)
Reach from front axle centerline – bucket on ground	6 ft. 3 in. (1.89 m)
Turning radius at curb, 4WD, brakes applied	11 ft. 7 in. (3.52 m)

NOTE: Loader dimensions taken with a 4WD, 19.5 L X 24.0 rear tires and 82 in. (2.08 m) general-purpose bucket except as noted.

*CEGR = Cooled Exhaust Gas Recirculation; DPF = Diesel Particulate Filter.

**Machine equipped with a 4-in-1 bucket.



BUILDING A STRONG CASE

Already in high gear with the arrival of founder J.I. Case's portable steam engine in 1869, we found ourselves at the heart of the road construction boom of the early 1900s. The path was set. Today, CASE is a game changer in construction equipment, financing, parts and service.

Revolutionary is nothing new to CASE, as innovations like the integrated backhoe loader (1957), Ride Control™, over-center boom design and ProCare have shown. It's this ingenuity and spirit that fuels our ongoing pursuit of building industry-leading performance and productivity into every machine throughout our full line of light to heavy equipment.

All of this is backed by a portfolio of more than 10,000 OEM, REMAN and Gold Value parts, more than 350 North American dealer locations, and unmatched financial and insurance services that ensure the best support is always within reach. When all is said and done, our strength is only as solid as the machines we engineer, the support and service we give, and most importantly, the vote of confidence CASE customers have with every bit of it.



Specialized finance programs and flexible leasing packages put you in the driver's seat of industry-leading CASE equipment, while no-nonsense warranties and comprehensive protection plans ensure that your equipment is protected. As the only finance company dedicated to CASE, we offer strong products and services designed around your unique needs and are the only ones supported by the helpful service professionals at your CASE dealer.

To learn more about CASE or for attentive customer service, visit your nearest dealer, call 1-866-54-CASE6 or visit us online at CaseCE.com.





CaseCE.com



©2014 CNH Industrial America LLC. All rights reserved. CASE is a trademark registered in the United States and many other countries, owned by or licensed to CNH Industrial N.V., its subsidiaries or affiliates. CNH Industrial Capital is a trademark in the United States and many other countries, owned by or licensed to CNH Industrial N.V., its subsidiaries or affiliates. Printed in U.S.A.

Form No. CCE201404TC
Replaces Form No. CCE201401TC



SAFETY™ **NEVER HURTS**

Always read the Operator's Manual before operating any equipment. Inspect equipment before using it, and be sure it is operating properly. Follow the product safety signs and use any safety features provided.

NOTE: All engines meet current EPA emissions regulations.

NOTE: All specifications are stated in accordance with SAE Standards or Recommended Practices, where applicable.



Contains 10%
post-consumer fiber

IMPORTANT: CASE Construction Equipment Inc. reserves the right to change these specifications without notice and without incurring any obligation relating to such change. Availability of some models and equipment builds vary according to the country in which the equipment is used. The illustrations and text may include optional equipment and accessories and may not include all standard equipment. Your CASE dealer/distributor will be able to give you details of the products and their specifications available in your area.



CASE Construction Equipment
is biodiesel-friendly.