

CASE II
AGRICULTURE
THE HEART OF FARMING BEATS RED

PATRIOT

SERIES SPRAYERS



AGRONOMIC  DESIGN™





SUPERIOR APPLICATION QUALITY TO MAKE THE MOST OF YOUR SPRAY WINDOW

You need a sprayer that's ready when you are to take advantage of the ideal agronomic window to get into the field. You want it to provide consistent, accurate application across every piece of ground, and to work smoothly and reliably all season, every season. Regardless which model you choose, in today's Patriot series sprayers, you'll find a high-efficiency spraying package that fits your operation perfectly.

CASE IH AGRONOMIC DESIGN

Our technology, engineering and expertise combine to help you keep fields clean and plants healthy — with a goal of maximising yield potential. That's Case IH Agronomic Design.

PATRIOT SERIES SPRAYERS

Equipment That Delivers	4-5
Tour The Patriot Sprayer.....	6-7
Advanced Boom Choices For Any Application.....	8-9
Ultimate Spray Quality	10-15
Operator Environment	16-17
Power & Productivity	18-19
Patriot Family	20-21
Maximum Uptime	22-23
High-Efficiency Spraying	24
Product Specifications.....	25
Support.....	26





WHEN IT COMES TO CHEMICAL DELIVERY, MAKE SURE YOUR EQUIPMENT DELIVERS

Both producers and custom applicators know that timeliness of application is critical. Most often, you're facing long days and short application windows. That's why you need a sprayer that can work as long and hard as you do. Patriot sprayers offer advanced factory-installed spray technology. Our durable Case IH FPT engines are built to deliver proven power and fuel economy, while the spacious, full-featured cabs allow you to do your job in comfort.

SPRAY ON TIME.

The **cab-forward, rear-engine Patriot design** does much more than create our distinctive Case IH sprayer look. These features will help you complete the timeliest applications:

- **Optimal weight distribution** across machine for earlier field access and less rutting and soil compaction.
- **360-degree lighting package** adds hours to your day.
- **Efficient horsepower** means you can cover more acres faster.

SPRAY BETTER.

Improve the quality of each application with **high-efficiency spraying** technology:

- **AFS AccuGuide™ autoguidance** helps reduce skips and overlaps.
- **AutoBoom™ automatic boom height control** maintains spray height for better coverage.
- **AIM Command FLEX™ advanced spray technology** delivers the ultimate in spray control so you can maintain optimal coverage over a range of speeds and terrain. This new system features flexible application, turn compensation and breakthrough nozzle valve diagnostics.

LONG HOURS WON'T FEEL AS LONG.

Stretch out your legs and settle in for long workdays. With a well-thought-out cab, you'll experience the ultimate in comfort:

- Vast amount of glass with unrestricted visibility to the front and sides.
- Seat-mounted control console that moves with the seat for near-effortless operation.
- **AFS Pro 700** display mounts on the control console or a separate bar for at-a-glance viewing of rate control and guidance functions.

MAXIMISE YOUR UPTIME.

Patriot sprayers are built to keep you up and running:

- Welded one-piece tubular frame design.
- Simple but durable trailing-link suspension.
- Easy access to routine maintenance items.
- Booms designed for strength, durability and reliability.

DISTINCTIVE APPEARANCE. UNMATCHED PERFORMANCE.

The cab-forward, rear-engine configuration gives Case IH Patriot sprayers their distinctive look and their performance edge. This design puts the static weight of the cab and engine over the front and rear axles. The dynamic weight of the product tank is in the centre of the machine, so there is more even weight distribution when the tank is full and the booms are out.



HEAVY-DUTY BOOM CONSTRUCTION.

Large, rectangular tube structure and a truss-style design with fewer but larger support members provide boom strength and durability. Independent right and left booms, plus full boom and boom tip breakaway features, respond to tough field stress loads.



MAKE YOURSELF COMFORTABLE.

Ergonomic Case IH cab and smooth ride allow longer hours with less fatigue. Plus, sitting a full sprayer length away from the engine, you'll enjoy an exceptionally quiet ride.

SUPERIOR SUSPENSION.

Aircraft-style trailing-link suspension provides a smooth ride. Even over challenging fields, this suspension system absorbs shock loads in ways no other suspension package can. Optional active suspension is perfect to make light work of hilly terrain and high speed spraying.





EVEN WEIGHT DISTRIBUTION.

Cab-forward, rear-engine design provides an extremely light footprint, yet maintains powerful performance. When time is of the essence, even weight distribution allows you to get into fields sooner and on to the next job with less rutting and soil compaction.

HEAVY-DUTY FRAMES.

Constructed of welded one-piece rectangular steel tubing, the frames of Patriot sprayers are engineered for durability and long service life. The rigid low-deflection frame not only protects the cab, product tank and power plant from field loads, but it also provides a stable attachment point for the sprayer's booms.



ADVANCED BOOM CHOICES FOR ANY APPLICATION

Case IH offers choices of boom widths and options to fit any application — each one built with the rugged and durable parallel-link design. The advanced boom and boom suspension provide superior strength without excessive weight, plus a wide range of spray heights for various crops and conditions. This design also maintains boom position at all speeds, including high-speed turns.



ACCUBOOM.

- **AccuBoom Automatic Boom Section control** automatically turns off boom sections when entering an area that has already been sprayed. When leaving the applied area, sections are turned back on.
- Operated through either the **AFS Pro 700 display or Viper 4+ display** and a GPS system.
- Standard on all Case IH Patriot models.



AUTOBOOM.

- **AutoBoom Automatic Boom Height control** detects changes in terrain and adjusts the booms accordingly.
- Decreases operator fatigue, along with machine wear and tear.
- Increases application accuracy and coverage.
- Configure with additional ultrasonic sensors to maintain a level spray platform and maximise boom life.



Patriot Sprayer Boom Widths

Model	2230	3330	4430
60/80 ft. (18.3/24.4 m)	✓		
60/90 ft. (18.3/27.4 m)	✓		
60/100 ft. (18.3/30.5 m)		✓	✓
60/90/120 ft. (18.3/27.4/36.6 m)		✓	✓



AUTOFOLD PLUS.

- Unfolding process begins with the touch of a single switch.
- In about **30 seconds**, the inner, mid- and outer-boom sections are completely unfolded and the centre section height is lowered to its most recent setting.
- Eliminate guesswork about boom height when moving from field to field with the **AutoFold Plus boom fold/unfold feature**.
- Included as part of the Case IH 120-foot (36.6 m) spray boom package.



PARALLEL-LINK DESIGN.

- Patriot booms offer greater durability and longer service life.
- The parallel-link design delivers the versatility retailers and producers need with a 152 centimetre range of motion (160 centimetres for the Patriot 2230) for spraying pre-plant, post-tassel or anytime in between.

SUPERIOR SPRAY TECHNOLOGY TO MEET YOUR PRODUCTIVITY DEMANDS

Every growing season presents another opportunity to select the right seed, plant for maximum agronomic advantage and apply the appropriate inputs at the correct rates within the optimal window. To make the most of your chemical application, every Case IH Patriot sprayer can be equipped with advanced spray technology. High-efficiency spraying is all about giving every field the best chance of achieving the highest possible yield — while maximising resources for optimal return on investment.





AIM COMMAND FLEX FOR ULTIMATE SPRAY QUALITY

Get the most out of every tankful, every hour and every acre with AIM Command FLEX advanced spray technology. This superior spray system is a factory-equipped option on all new Case IH Patriot sprayers.

AIM COMMAND FLEX ENHANCES CASE IH PATRIOT SPRAYER PRODUCTIVITY.

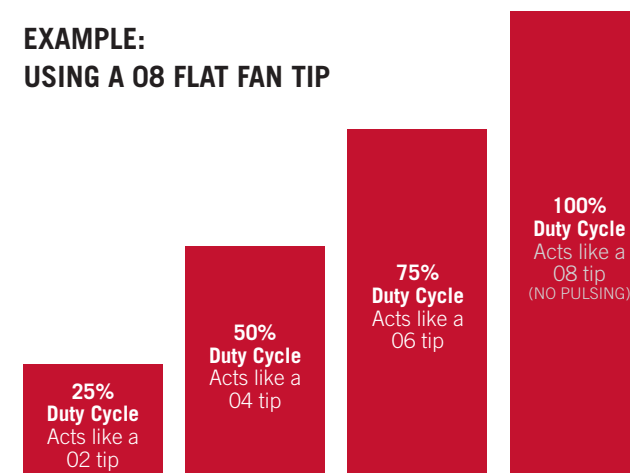
- Controls product flow and pressure more precisely than conventional rate controllers.
- Optimises application rates and droplet sizes for consistent application, regardless of speed and ground conditions.
- Delivers more consistent, flexible and accurate application, even in turns, rough terrain and irregular-shaped fields.
- Integrates precision technology to help your operation achieve greater efficiency.

HERE'S HOW AIM COMMAND FLEX WORKS.

Pulse width modulation (PWM) spray technology ensures a constant application rate and spray pressure, even when sprayer speed changes. Think of it as a way to change nozzle tips without leaving the cab.

- Once you select a standard tip based on application rate, chemical droplet size and travel speed, **AIM Command FLEX** automatically and precisely controls the flow to meet targeted application rates.
- Working at **10 pulses per second**, nozzle valves vary the duty cycle to maintain the correct application rate as sprayer speed changes.

EXAMPLE: USING A 08 FLAT FAN TIP



BETTER APPLICATION QUALITY ACROSS EVERY FIELD

AIM Command FLEX helps you achieve a level of spray coverage that's not possible with conventional rate controller-only technology.

PRECISE PRODUCT FLOW.

AIM Command FLEX precisely controls product flow and spray pressure.


- To accommodate sprayer wheel tracks, fence rows or other field conditions, you can pre-set spray rates up to 30 percent higher than your target rate on up to eight nozzles.
- AIM Command FLEX operates 36 separate “virtual” boom sections, delivering the ultimate in spray accuracy and precision. The ability to control more boom sections helps reduce over-application that adds costs and potential crop damage.

EFFICIENT, EFFECTIVE APPLICATIONS.

Eliminate worry about over- or under-application. AIM Command FLEX delivers quality application for effective and efficient use of crop protection products and spray operations.

- The system maintains consistent application rate and spray pressure across the field and over a wide range of speeds — up to 8:1 with properly sized spray tips.
- Because pressure is constant, you can choose the speed that fits the field or conditions and still get the best possible product coverage.
- AIM Command FLEX increases your sprayer's production potential while reducing per-acre operating costs.

CONSISTENT COVERAGE EVERYWHERE:



OUT OF THE CORNER CONTROL:

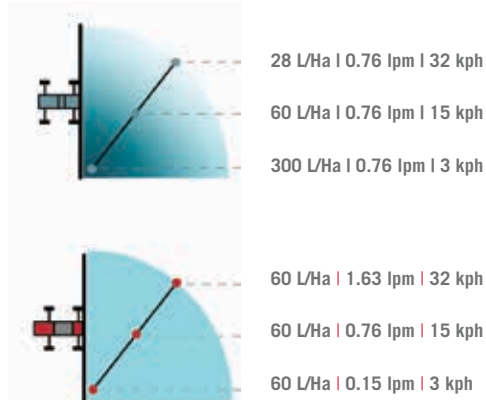


TURN COMPENSATION.

When your sprayer runs in a straight line, every nozzle moves over the field at the same speed. But during turns, ground speed varies across the boom — causing under-application on the outside of the boom and over-application on the inside of the boom.

- AIM Command FLEX solves that problem by compensating for different speeds across the boom to ensure correct application rates.
- Each nozzle adjusts its duty cycle to match the targeted application rate based on speed, nozzle position on the boom and the arc or turn radius.
- There's no need to manually increase spray rates at lower speeds to deliver consistent, accurate application rates.

Conventional Rate Controller



IMPROVED DRIFT CONTROL.

Unpredictable weather and changing winds can create headaches in sensitive areas.

- For on-demand drift control, AIM Command FLEX allows you to toggle between two pre-set spray pressures that can be reset up or down at any time.
- You can pre-set a target spray pressure to achieve the desired droplet size for the product you are applying.
- Input a lower pressure setting to selectively avoid off-target application in sensitive areas or to respond to wind gusts. When normal conditions return, toggle back to the higher pressure setting on the go.
- You also have the option of inputting a higher pressure setting for greater canopy penetration.

INSTANT ON/OFF.

- With AIM Command FLEX, you reach target rate and spray pressure immediately after nozzles are turned on.
- And, there is no pressure bleed-down or nozzle dribble at turn-off that can lead to over-application.

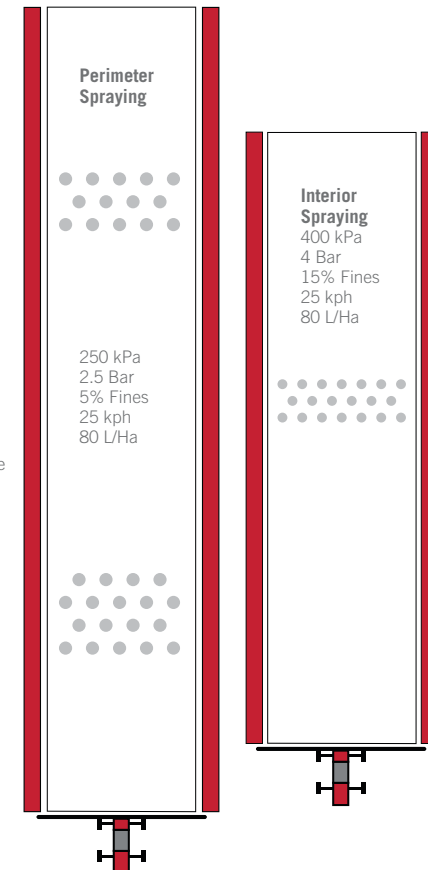


Step 1

Dial to lower pressure selection for fewer fines.

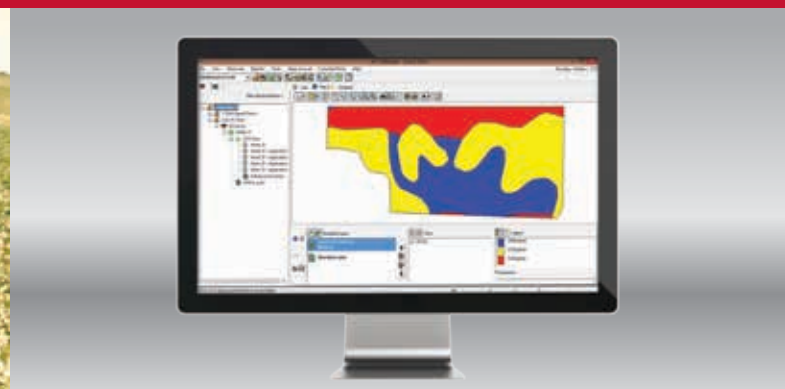
Step 2

Switch to higher pressure to increase droplet count.



ACHIEVE GREATER SPRAY EFFICIENCY WITH ADVANCED DIAGNOSTICS AND PRECISION TOOLS

With short time windows and high input costs, every acre needs accurate and efficient application. The high-efficiency spraying features of AIM Command FLEX help you make every hour and every day count.



NOZZLE VALVE DIAGNOSTICS.

With sophisticated **nozzle valve diagnostic system**, AIM Command FLEX gives you peace of mind that you'll be able to spot malfunctioning nozzles.

- The system monitors each nozzle and alerts you immediately if a valve quits working or a wire becomes unplugged.
- In addition to an alert on your in-cab display, LED indicator lights on each nozzle control valve flash colors to help you spot problem nozzles quickly and easily.

SIMPLE ONE-SCREEN OPERATION.

AIM Command FLEX operates through the sprayer's rate controller — either the **AFS Pro 700** or **Case IH Viper 4+**.

- Monitor and adjust application rate, spray pressure, boom section status, product tank volume and other operating parameters — all from one display.
- And AIM Command FLEX is **ISO Virtual Terminal (VT)-compatible** for system flexibility.

ACCURATE SPRAY MAPPING.

With AIM Command FLEX, you can export application data in Shapefile format.

- Generate as-applied maps and application reports for each field or farm.
- AIM Command FLEX recognizes internal and external boundaries, along with no-spray zones.



OPTIONAL AIM COMMAND FLEX S FOR EVEN GREATER PRECISION.

Operators seeking a higher level of precision control can take advantage of an optional **AIM Command FLEX S**.

- Upgraded system allows **on/off control of individual** nozzles, helping you achieve even greater application accuracy and efficiency.
- No additional hardware is required on machines equipped with the Viper 4+. To turn on the functionality, simply purchase the upgrade — either at the time of order or after sprayer delivery.



COMFORT BOOSTS ACRES PER DAY

When application windows are narrow and every hour in the field counts, operator comfort isn't a luxury — it's a necessity. That's why Patriot sprayers are designed to let you work longer with less fatigue. Expansive front windshields offer a wide vista of tinted glass and put the operator in control.



HAVE A SEAT.

The Patriot sprayer cab is where exceptional comfort and performance meet:

- Ergonomically designed, line-of-sight instrumentation positions your critical operating functions right up front.
- Pressurized cabs keep the inside air fresh, while the automatic temperature control and sunshades keep you cool and comfortable.
- Air-ride seat is adjustable for position, ride firmness and lumbar support.

Exclusive 40-degree right-hand swivel seat (on the Patriot 4430, shown above) gives you a 180-degree full field of vision. Additionally, the Patriot 4430 instructional seat can be folded to provide a convenient workstation with cup holders.

TAKE ABSOLUTE CONTROL.

- Sprayer control switches are ergonomically placed and attached directly to the operator's seat.
- Most commonly used controls are placed on the hydrostatic control lever for one-handed operation.
- Auto-Guidance can be easily engaged from the Multi Control Handle

CASE IH VIPER 4+.

- Optional Case IH Viper 4+ controller is an alternate touch-screen interface that provides total application control on a 12.1 inch screen that has been made brighter and more responsive so operators never need to struggle to see the screen.

AFS PRO 700. (SEE NEXT PAGE)

- The **AFS Pro 700 display** puts total control at your fingertips.
- Single-screen display allows you to monitor and control both guidance functions and application rate as well as track ground speed, acres covered and other variables.
- Integrates seamlessly with Case IH **Advanced Farming Systems (AFS) software**.
- Order your sprayer AFS AccuGuide-ready, and then complete the installation with the AFS Pro 700, the AFS 372 GPS receiver and the Navigation II controller.



PATRIOT 3330 SPRAYER CAB SHOWN

- A** Air-ride seat
- B** Instructional seat

- C** Tilt and telescoping steering column
- D** A-post gauges and readouts

- E** AFS Pro 700 display
- F** Hydrostatic control lever


- G** Right-hand control console
- H** Wheel track adjustment (under armrest cover)

FPT ENGINE TECHNOLOGY: APPLICATION SPECIFIC POWER

Case IH engineers know you want all the power you'll ever need from a sprayer plus a long, economical service life. That's why Case IH FPT engines are specifically designed and tested to best match the rigors a self propelled sprayer will encounter. Case IH has made sure that our engines are efficient and provide the power you need to get the job done.



8.7 litre FPT engine



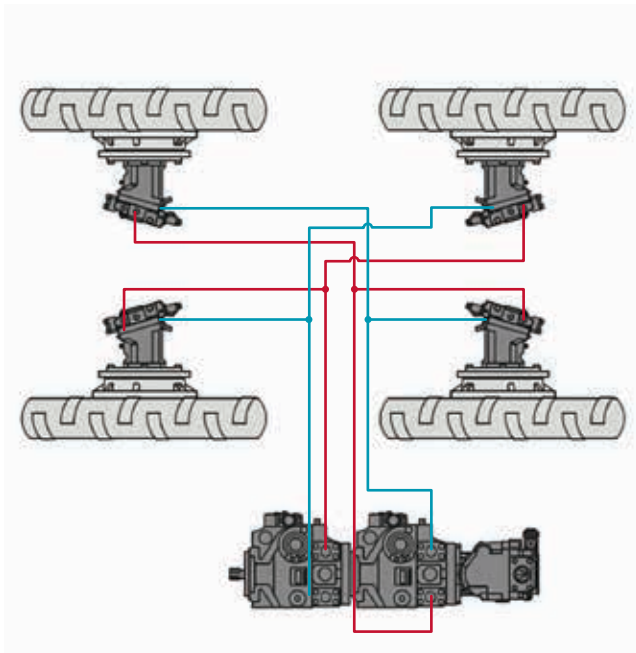
6.7 litre FPT engine

THE DRIVING FORCE BEHIND EVERY PATRIOT.

The key to Patriot sprayer performance is matching engine size and horsepower rating perfectly to the machine and its drive train. Case IH **FPT diesel engines** are the driving force behind every Patriot sprayer, providing optimal field efficiency and maximum horsepower to the ground.

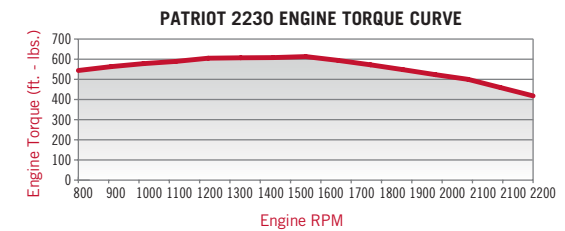
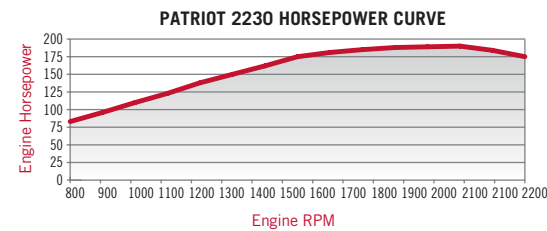
HYDROSTATIC DRIVE SYSTEM.

Patriot sprayers feature a **parallel cross-flow design** using hard-working, heavy-duty variable displacement pumps and drive motors. If a wheel slip or spin occurs, the traction assist feature provides sufficient oil to opposing wheels to power through that tough field condition.




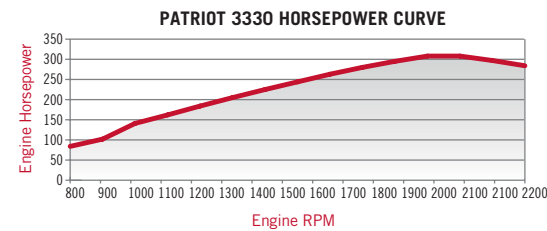
PATRIOT 2230 SPRAYER

6.7-litre Case IH FPT engine | Base HP - 175/ Peak HP - 190 | Peak Torque - 613 ft. lbs.



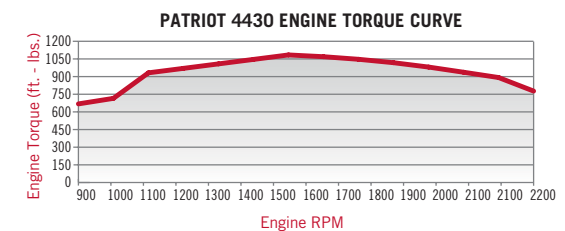
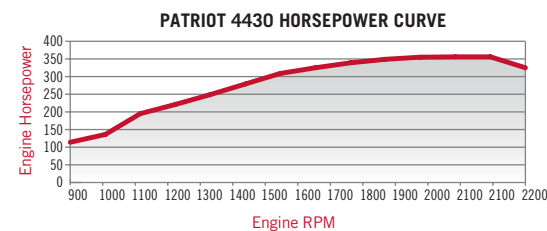
PATRIOT 3330 SPRAYER

6.7-litre Case IH FPT engine | Base HP - 284 / Peak HP - 308 | Peak Torque - 867 ft. lbs.



PATRIOT 4430 SPRAYER

8.7-litre Case IH FPT engine | Base HP - 325 / Peak HP - 356 | Peak Torque - 1084 ft. lbs.



WHAT SETS PATRIOT SPRAYERS APART

Case IH Patriot sprayers are popular with leading custom applicators, retailers and producers because they help operators consistently make timely and accurate applications. With a deep understanding of production agriculture and agronomic principles, the Case IH design delivers more agronomic advantages that help you get the most out of every tank, every acre, every day.



All three Patriot models share key design features that set these sprayers apart, including cab-forward, rear-engine design, advanced boom construction, long field life, easy service and high resale value.

PATRIOT LIGHTING OPTIONS.

Finish the job after nightfall. Standard lighting includes halogen lighting in the front hood, cab and service centre/booms (optional on the Patriot 2230), along with LED amber turn signals and red taillights. Optional **deluxe lighting packages** for the Patriot 3330 and 4430 models include high-intensity discharge (HID) lights and LED lights on the front hood and the cab roof. HID lights are options on the Patriot 2230. Cab post-mounted rotating beacons are also available.

PORTABLE PRECISION CONTROL.

AFS Pro 700 display has a big bright screen and is faster, lighter and transferable to other Case IH machines. It allows the operator to easily control application rates and guidance functions.

TRAILING-LINK CHASSIS SUSPENSION.

The design feature allows Patriot sprayers to handle a full range of field loads and travel speeds for a smooth, comfortable ride.

WILGER COMBO-RATE® NOZZLE BODIES.

For more than 30 years, Wilger Industries Ltd. has engineered high-quality sprayer components. Wilger Combo-Rate II nozzle bodies are optional on every Case IH Patriot sprayer, adding flexibility to your application needs.



CASE IH PATRIOT 4430 SPRAYER.

The flagship model of the Patriot series.

- 4,542 litre Class IV sprayer
- Case IH FPT engine: 335 base hp/374 peak hp
- Michelin tyre offering: 380/90R46, load index 173D
- Surveyor cab provides great comfort and view



CASE IH PATRIOT 3330 SPRAYER.

3,785 Litre of Patriot performance.

- 3,785 Litre Class III sprayer
- Case IH FPT engine: 285 base hp/309 peak hp
- Available 36 metre boom on a 3,785 Litre sprayer
- Centrally located service centre for all tendering functions



CASE IH PATRIOT 2230 SPRAYER.

Big-sprayer features in a small-chassis package.

- 2,498 Litre Class II sprayer
- Case IH FPT engine: 175 base hp/190 peak hp
- Higher clearance than competitive models in its class
- Cool, quiet, comfortable Patriot 2230 cab, sized for the frame





Product Tank-Gravity

S1	S2	S3	S4	S5	S6	S7	S8	S9	S10	S11	S12	S13	S14	S15	S16	S17	S18	S19	S20	S21	S22	S23	S24	S25	S26	S27	S28	S29	S30	S31	S32	S33	S34	S35	S36	S37	S38	S39	S40	S41	S42	S43	S44	S45	S46	S47	S48	S49	S50	S51	S52	S53	S54	S55	S56	S57	S58	S59	S60	S61	S62	S63	S64	S65	S66	S67	S68	S69	S70	S71	S72	S73	S74	S75	S76	S77	S78	S79	S80	S81	S82	S83	S84	S85	S86	S87	S88	S89	S90	S91	S92	S93	S94	S95	S96	S97	S98	S99	S100
----	----	----	----	----	----	----	----	----	-----	-----	-----	-----	-----	-----	-----	-----	-----	-----	-----	-----	-----	-----	-----	-----	-----	-----	-----	-----	-----	-----	-----	-----	-----	-----	-----	-----	-----	-----	-----	-----	-----	-----	-----	-----	-----	-----	-----	-----	-----	-----	-----	-----	-----	-----	-----	-----	-----	-----	-----	-----	-----	-----	-----	-----	-----	-----	-----	-----	-----	-----	-----	-----	-----	-----	-----	-----	-----	-----	-----	-----	-----	-----	-----	-----	-----	-----	-----	-----	-----	-----	-----	-----	-----	-----	-----	-----	-----	-----	------

S1 = Lights, must be on (1) for the rest of the panel switches to work
S2 = M is pump manual mode, allows use of throttle switch to work
Spray - SWITCH LOCATED IN CAB - Operates electric sprayer valve, hold switch for 7 seconds for full open or close of sprayer valve
Spray & Spurge: Switches and valves in gray positions

EMERGENCY STOP

STOP

TANK RINSE 1 CHEM IND

Product Tank Fill 3

TRANSFER PUMP

2 TANK SUMP

DO NOT SPRAY
DO NOT INHALE
DO NOT GET IN EYES
DO NOT GET ON CLOTHING
DO NOT GET ON SKIN
DO NOT GET ON FOOD OR DRINK
DO NOT GET ON CHILDREN OR PETS
DO NOT GET ON LAWN OR PLANTS
DO NOT GET ON WATER

CHEMICAL INDUCTOR 6

MORE TIME TO SPRAY, EVERY DAY

Case IH Patriot sprayers are designed to get maintenance out of the way quickly and efficiently — and get you back in the field ASAP. A one-stop service centre lets you perform all tendering functions from a single location. Connections are provided to make it easy to fill tanks from ground level. Large plumbing hoses, direct hose routings and minimal fittings and connections are standard, making tank-fill time shorter.



IT'S ALL WITHIN REACH.

In-field service is a snap. An **open architecture design** allows easy access to components under the sprayer frame. And ladders, walkways and platforms make it easy to access service points higher up.

EASY-ACCESS EDUCTOR.

The **easy-access stainless-steel eductor** is designed for simple, efficient operation. The chemical eductor lowers to waist level, then stores conveniently out of the way.

EASY-OPEN HOODS.

Lightweight, easy-open hoods on the Patriot sprayer models give you unrestricted access to service items. This access point allows for quick checks or service and gets you back in the field sooner — enhancing the machine's productivity. To keep things moving, fuel tanks are sized to allow for a full day of spraying.

WALK THIS WAY.

All Patriot sprayers have a **full-length walkway** that provides easy access to all routine maintenance and inspection points on one side of the sprayer— including the fuel tank, cab, product tank and engine compartment.

THE HEART OF FARMING BEATS RED

Protecting yield potential requires getting the right amount of product applied at the right time, even when conditions squeeze treatment windows. Where timeliness, reliability and accuracy meet, you'll find high-efficiency spraying — and increased tonnes per hectare.



THE DAYS ARE LONG, AND TIME IS TIGHT.

Although not every field is picture perfect or workbench level, when conditions are right, you need a sprayer that quickly and consistently gets over every acre with minimal maintenance and precise nozzle-by-nozzle application.

Consider how weeds allowed to emerge with corn and left uncontrolled from V2 to V4 could cost you more than one bushel per acre each day. Or, how weeds in soybean fields can impact yield by as much as one percent per day when allowed to compete for vital nutrients.

When you rethink your sprayer's potential, each growing season presents a new opportunity to boost productivity and profitability.

HERE'S HOW PATRIOT SPRAYERS HELP YOU TAKE CONTROL OF EVERY PLANT'S POTENTIAL WITH HIGH-EFFICIENCY SPRAYING:

- Get in fields faster: Easily accessible routine service points mean fewer headaches, while longer booms, faster speeds and quicker tendering mean more time in the field and less time on the sidelines.
- Minimise variables: Pulse width modulation (PWM) technology automatically maintains droplet size and keeps application rates constant through irregular-shaped fields — reducing over- or under-application and potential crop damage.
- Manage inputs: Save on inputs with advanced spraying technology that reduces skips, overlaps and accommodates for turns.
- Maintain accuracy at your speed: Drive according to ground conditions without sacrificing accurate coverage thanks to an 8:1 speed range with AIM Command FLEX.
- Embrace versatility: More than just a vessel to keep away pests, start viewing your sprayer as a season-long crop-improvement tool to both protect and feed your fields.
- Work as a system: From planting to spraying to harvest, use AFS mapping and records technology to pinpoint areas for improvement.

From easier tendering and maintenance to pulse width modulation technology and section control, at Case IH, we focus on the tiniest Patriot sprayer details to help you operate in a High-Efficiency Farming environment.

	PATRIOT 2230	PATRIOT 3330	PATRIOT 4430
SPECIFICATIONS			
Engine	Case IH FPT 6.7 L (409 cu. in.) inline 6-cylinder, 175 rated hp (131 kW), 190 peak hp (142 kW), 612 ft-lbs. (830 Nm) peak torque, turbocharged, after-cooled, electronically controlled diesel, Tier 3.	Case IH FPT 6.7 L (409 cu. in.) inline 6-cylinder, 285 rated hp (212 kW), 309 peak hp (230 kW), 867 ft-lbs. (1 175 Nm) peak torque, turbocharged, after-cooled, electronically controlled diesel, Tier 2.	Case IH FPT 8.7 L (531 cu. in.) inline 6-cylinder, 335 rated hp (250 kW), 374 peak hp (279 kW), 1,084 ft-lbs. (1470 Nm) peak torque, turbocharged, after-cooled, electronically controlled diesel, Tier 2.
Drive	Hydrostatic with full-time 4-wheel drive; four speed ranges can be shifted on the go.	Hydrostatic with full-time 4-wheel drive. Infinitely variable speed control returns wheel motor swash plates to maximum angle each time the hydro lever is returned to neutral. Allows maximum torque for each start.	
Wheel Track Adjustment	229 – 305 cm (90 – 120 in.) manual adjustment; optional hydraulically adjusted from the cab with manual stops at 5.1 cm (2 in.) increments.	305-399 cm (120 – 157 in.) hydraulically adjusted from the cab with manual stops at 2.54 cm (1 in.) increments per wheel.	
Travel Speed	45 kph (28 mph)	48 kph (30 mph)	
Dry Weight	9,540 kg (21,030 lbs.)	11,367 kg (25,060 lbs.) (27 / 30 m boom); 12 047 kg (26,560 lbs.) (36 m boom)	12,428 kg (27,400 lbs.) (27 / 30 m boom); 13,109 kg (28,900 lbs.) (36 m boom)
Solution Tank Size	2,500 L (660 gal.) poly	3,785 L (1,000 gal.) stainless steel	4,542 L (1,200 gal.) stainless steel
Nozzle Spacing	50.8 cm (20 in.) off-centre		
Overall Length	8.8 m (28 ft. 10 in.)		9.1 m (29 ft. 10 in.)
Overall Height	3.7 m (12 ft. 2 in.)	3.7 m (12 ft.)	
Overall Width	Wheels retracted 3.2 m (10 ft. 6 in.); Wheels extended 3.5 m (11 ft. 6 in.)	Wheels retracted 3.5 m (11 ft. 6 in.); Wheels extended 4.5 m (14 ft. 7 in.)	
Wheelbase	3.6 m (11 ft. 8 in.)	3.8 m (12 ft. 6 in.)	4.1 m (13 ft. 4 in.)
Tyre Size	Available with 380 / 80R38 and 420 / 85R38	Available with 380 / 90R46, 480 / 80R42 and 650 / 65R38	Available with 380 / 90R46, 480 / 80R42, 620 / 70R38 and 650 / 65R38.
Ground Clearance	158 cm (62 in.) with R42 tyres	132 cm (52 in.)	135 cm (53 in.)
Turning Radius	6.9 m (22 ft. 7 in.) from centre line of rear axle	7.1 m (23 ft. 3 in.) from centre line of rear axle	7.5 m (24 ft. 9 in.) from centre line of rear axle
Boom Length	18.3 / 24.4 m (60 / 80 ft.) or 18.3 / 27.4 m (60 / 90 ft.) self-centering	18.3 / 30.5 m (60 / 100 ft.), or 18.3 / 27.4 / 36.5 m (60 / 90 / 120 ft.) self-centering	
Boom Adjustment Height	68 – 228 cm (27 – 90 in.)	61 – 213 cm (24 – 84 in.)	
Full Boom Breakaway	23 degrees	30 degrees	
Wingtip Breakaway	1.6 m (5 ft. 2.5 in.)	3.2 m (100 ft. – 10 ft. 6 in.) / 2.7 m (120 ft. – 9 ft.)	3.2 m (100 ft. – 10 ft. 6 in.) / 2.7 m (120 ft. – 9 ft.)
Suspension	4-wheel independent trailing-link with spring and shock standard; active suspension.		
Steering	Hydraulic power steering with master / slave re-phasing cylinders.		
Fuel Tank	454 L (120 gal.)		530 L (140 gal.)
Sprayer Control	Case IH AFS Pro 700, Case IH Viper 4+		
Product Pump	Centrifugal-hydraulic motor drive by product control system		
Rinse Tank	280 L (74 gal.)	424 L (112 gal.)	530 L (140 gal.)

Case IH puts more professionals in the field than anybody in the industry. We've got a network of dealers with the expertise to equip you, advise you and support you every way they can. There are parts and service technicians ready to assist you before, during and after the sale. CNH Capital will work with you to customise financing solutions to identify what works best for your situation. It's an integrated system, with equipment, maximum service and financing options in one package – all focused on getting you ready for whatever comes next for you and your operation.



IT'S LIKE HAVING A PARTNER BESIDE YOU ALL SEASON

Case IH has more professionals in the field working alongside producers than anyone else – two out of three Case IH employees work right where you do. Case IH dealers have the know-how to help you manage your equipment investment to get the most out of every dollar. Our parts and service technicians have the skills and expertise it takes to maintain your equipment and keep it operating at peak performance. And CNH Capital can work with you to customise financing solutions that fit your unique needs. It's an entire system with only one goal in mind – to keep you up and running, working the way you want.



STANDARD REDCOVER PLUS PROTECTION PLAN (SPP)

At Case IH we understand the importance of your product being serviced and maintained in good working order when it counts. We recognise you expect your product will deliver on the ever increasing productivity demands. Case IH customers deserve the additional peace of mind of knowing your product is covered should the unexpected occur with 3 years / 3000 hour standard REDCover Plus Protection Plan (SPP). Additional coverage options available.





OFFERING FINANCIAL SOLUTIONS FOR MORE THAN 50 YEARS

CNH Industrial Capital's extensive experience in the agricultural industry has created a deep understanding of your unique needs. Competitive equipment financing with flexible payments can be timed to your cash flow. Or, conserve capital and reduce upfront payments with operating lease options. For other needs, choose from commercial revolving accounts specific to the agricultural industry. We can even help you protect your equipment investment with a wide variety of insurance and equipment protection products. There are financing options that fit the way you farm. CNH Industrial Capital helps you find them.





    caseih.com

SAFETY NEVER HURTS!TM Always read the Operator's Manual before operating any equipment. Inspect equipment before using it, and be sure it is operating properly. Follow the product safety signs, and use any safety features provided. CNH Industrial Australia Pty Ltd reserves the right to make improvements in design and changes in specifications at any time without notice and without incurring any obligation to install them on units previously sold. Specifications, descriptions and illustrative material herein are as accurate as known at time of publication, but are subject to change without notice. Availability of some models and equipment builds varies according to the country in which the equipment is used. ©2017 CNH Industrial Australia Pty Ltd. All rights reserved. Case IH, its respective logos and the red, black and grey color scheme, as well as corporate and product identity used herein, are trademarks of CNH Industrial N.V. and may not be used without permission. Case IH is a trademark registered in the United States and many other countries, owned by or licensed to CNH Industrial N.V., its subsidiaries or affiliates. Printed in Australia. www.caseih.com 17NAFTAUSPAT001

CASE IH
AGRICULTURE
THE HEART OF FARMING BEATS RED