

# AXIAL-FLOW®

140-SERIES - 5140 | 6140 | 7140



**CASE IH**  
AGRICULTURE





# AXIAL-FLOW MAKES YOUR HARVEST A SUCCESS

## AT HOME IN NEW ZEALAND FIELDS

Agriculture in New Zealand is a challenging business: our weather often gives only a short time frame to get the work done, crops are dense and high-yielding, and there are demanding requirements concerning product quality, to mention just a few of the challenges we face. The new Case IH Axial-Flow® 140 series combines are built to master these challenges – more efficiently than ever before. With the latest increase of engine power and a further evolution of the rotor, our engineers have made sure that Case IH Axial-Flow combines are the appropriate answer to the agricultural challenges of today and tomorrow.

## EXCELLENT PERFORMANCE – STANDARD WITH THE 140 SERIES

The new configured rotor on all models of the 140 series allow for high performance harvesting and higher threshing capacity and for working more smoothly in tough crop conditions. As the pioneer of the single rotor technology, Case IH provides machines that stand up to the test of time; our single rotor and enhanced feeder design have been further optimised for European type harvesting conditions. Increased productivity, reduced losses, shorter service time – all contribute to your harvest productivity and farm profitability.

## BUILT FOR OUR CUSTOMERS

Case IH engineers understand that, whilst getting grain in the silo is the key to maximising income, combine running costs are the farmers’ highest expense, and that covering the ground/fields quickly means nothing if it comes at the expense of excessive fuel and maintenance costs and increased grain losses. At the heart of the Axial-Flow series are engine and rotor refinements, combined with a comfort cab with an enhanced AFS monitor to allow the operator to extract all power possible from every last drop of diesel and ensure long-lasting reliability of every component. That is proof of how Case IH is constantly seeking to reduce the impact of its equipment both on your wallet and on the environment.

WALKAROUND .....	04 - 05	DRIVELINE .....	24 - 25
HEADERS .....	06 - 09	CAB .....	26 - 31
THRESHING SYSTEMS .....	10 - 13	AFS .....	32 - 37
GRAIN HANDLING .....	14 - 19	SYSTEM SOLUTIONS.....	38
STRAW MANAGEMENT .....	20 - 21	SPECIFICATION .....	39
ENGINE .....	22 - 23		



# AXIAL-FLOW® 5140 / 6140 / 7140 TAKE A CLOSER LOOK

Case IH Axial-Flow® 140 series combines are designed to meet the requirements of today's demanding customers with mid-sized arable operations. From professional farms to contract businesses and machinery syndicates we have machines to suit all needs. Significant feature improvements of the new models include increased horsepower, increased performance and enhanced rotor design optimised for high yielding threshing conditions in all crops – for gentle threshing and high throughput.



## AXIAL-FLOW HEADERS – DESIGNED TO GATHER EVERY GRAIN

Latest generation Case IH headers, available in widths of up to 9.3m for the 140 combine series, are designed specifically for European type conditions and allow you to make the most of your combine's capacity. Choose from a wide range of headers including variable knife grain headers, flex headers, pick-up headers, draper headers and corn headers whatever suits your business best – and go for high performance with your reliable and easy-to-service Case IH equipment.



## SUPERIOR GRAIN QUALITY FROM THE ROTARY EXPERTS

Enhanced with a new rasp bar configuration, the proven and simple single rotor concept allows for high throughput and top quality threshing under all harvesting conditions. As the rotor is perfectly matched with the engine of the combine, available power is used very efficiently. Equally important: In addition to the consistently high productivity in all crops and harvesting situations, gentle threshing of our rotor ensures that you will have top quality grain in your grain tank.





### **CLEAN GRAIN SAMPLES, MINIMAL LOSSES**

Axial-Flow® combines lead the industry for their large efficient cleaning area. Fed by a set of five augers, there is an even and consistent crop flow to the cleaning system, even when operating on undulating fields. The extra-large cleaning area delivers clean samples with minimal losses and easily copes with high yields or otherwise demanding harvesting conditions.



### **MORE GRAIN IN THE GRAIN TANK, YET LESS TIME FOR UNLOADING**

Our 140 series Axial-Flow combines allow for large quantities of clean, undamaged grain to be put into the grain tank quickly. And yet you will not have to unload as often, as the tank of the 6140 and 7140 Axial-Flow has a capacity of 10,570 litres. When it is time for unloading, it is done fast, with a maximum unloading rate of 88 litres/sec for the 5140 and 113 litres/sec for the 6140 and 7140. And: as the length of the auger allows the grain trailer to stay at a comfortable distance from the combine, you can even save more time whilst safely unloading on the go.



### **A CHOICE OF CABS**

There is no combine simpler or more comfortable to operate than the latest Case IH Axial-Flow. The Multifunction Propulsion Control Lever places all key functions of the combine in the palm of your hand for full control. The commands are grouped and arranged in the most ergonomic and logical layout from front to back on the right-hand console which is integrated in the armrest of the seat. This allows for easy control of all combine functions including unloading auger operations – and helps you to spend long and productive days in the field. Choose from two cabs: the Comfort version and the Luxury version, with electrically adjustable mirrors, increased storage space, semi-active seat option and an actively cooled cool box.



### **KEEP A CLOSE EYE ON PERFORMANCE AND COST**

Case IH Advanced Farming Systems (AFS) deliver important data for your management decisions – from crop cultivation to cost minimisation. The AFS AccuGuide GPS-controlled auto-steering option, guides the combine automatically. With high precision – down to a 3cm accuracy level that virtually eliminates overlaps, thus cutting on input cost and optimising your efficiency. With optional Case IH telematics systems, you can connect the combine's on-board recording capabilities and the farm office computer for exchange of machine, agronomic and job site information.



# HEADER AND COMBINE ONE UNIT

Axial Flow® combines and Case IH headers are the perfect match to maximise their output potential. High grain quality and smooth harvesting under every condition – that is what the Axial-Flow is built for. Our headers are designed to perform at their best in every condition, for maximum productivity and protection of grain quality in which ever way the harvesting environment may change. Enjoy minimal losses, simple operation and excellent harvesting performance in all conditions. A smooth, fast and efficient intake means high threshing and separation rates are guaranteed.

## QUICK COUPLING

With an Axial-Flow, moves between fields are faster. All headers are conveniently coupled to the combine from the left hand side. A single latch connects all hydraulic services. Plug in the electrical connection, couple the PTO shaft, and in just a couple of minutes you are ready to start harvesting again.

## PERFECT GROUND HUGGING HEADERS

All Case IH headers feature Terrain Tracker as standard equipment. This system is designed to keep the header parallel to the ground, hugging the contours automatically. A uniform cutting height at all combine speeds is ensured as a result.

## FEEDER ENHANCEMENTS

Lifting headers of up to 9.15m (30ft) is an easy task for the 6140 and 7140 Axial-Flow combines when equipped with the optional 80mm lift cylinder. Benefit from a faster and higher lift capacity of up to 4,000kg.

## FEEDER WITH APPETITE

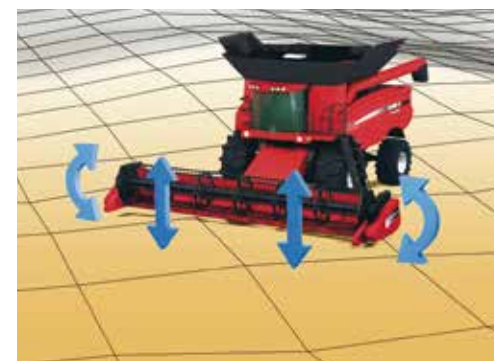
Headers are only half the story when it comes to getting crop into the combine. The Axial-Flow 140 series feature high capacity feeders to improve the flow of cut crop as it enters the machine – and that is just the beginning when it comes to boosting throughput. Stones and other foreign material are pressed by a slip clutch-protected roller into the stone trap, to prevent any damage to the combine. The large stone trap is conveniently emptied with a lever from the left side of the combine.



Mount the header in a matter of minutes with the single latch that connects all hydraulic services.



Operate headers up to 9.15m (30ft) with the 80mm lift cylinder option.



Case IH Terrain Tracker technology ensures that an exact cutting height is maintained across the most uneven fields.



**SIMPLY ADVANCED:**

- Header recognition
- Work width up to 9.15 m (30ft)
- Wide header offering to harvest in all crops

# A WIDE RANGE OF HEADERS – HARVEST ANY CROP

Profit from the wide range of headers on offer from Case IH. Case IH headers are designed to not only match today's faster harvest speeds, tougher crop conditions and changing environments, but to take on tomorrow's challenges as well. They are the perfect tool for ever-changing harvesting conditions - different stages of ripeness or when harvest days span damp, dry and damp again conditions, starting in the early morning and ending in the dark of night. Whatever the stage of crop or the time of day, they help save more grain and protect quality.



## **3050 GRAIN HEADER – THE CEREAL SOLUTION**

Case IH does everything to deliver the best output of quality in different conditions. The flexible design of the 3050 grain header allows the farmer to operate in best grown grain, changing to canola harvest in a minimum on time as well as handling lodged crop conditions. With its robust design and ease of operation concept, every farmer will love the 3050 grain header when it's coming to harvest.

- Available working width from 4.9 to 9.1m
- High speed harvest
- Automatic reel speed control
- Telescoping knife on the move to cater for loss free harvesting in long and short straw conditions
- Crop lifters available for lodged crop conditions



## **3020 FLEX HEADER – THE SOYBEAN SPECIALIST**

Low-growing and low-podded crops such as soybeans and peas present their own challenges at harvest, but with a Case IH 3020 flex header, you have the best tool for the task. For high-speed harvesting with minimal losses, there is nothing to match the 3020 flex header. It is the specialist for harvesting crops growing close to the soil surface, limiting the seed losses that can otherwise occur from missed, low-hanging pods.

- Available working width from 4.9 to 9.1m
- Flexible knife runs close to the ground to gather even low hanging pods
- Fully adjustable suspension system, with the option to control it from the cab
- In rigid form the header can also be used for all other grain harvesting applications



### 3100 DRAPER HEADER – RETAIN EVERY GRAIN

The 3100 draper header is designed to easily handle high-speed harvesting in short straw conditions. Crop is conveyed gently across the draper floor and fed heads-first into the elevator. A smooth crop flow and grain saver belts ensure that the grain in the tank is of the highest quality.

- Available working width from 7.6m to 9.1m
- High speed harvesting in short straw crops and rape seed without losses
- Easy serviceability
- Central knife drive for balanced performance



### CORN HEADER

Case IH 4400 series corn headers offers excellent picking ability in both standing and laying corn, increasing grain savings in all circumstances. What's more, they offer unrivalled ease of servicing to ensure they are ready for work in no time at all, and are easily adaptable to changing harvesting conditions.

- Six and eight rows rigid and folding available
- Chopping/non-chopping capability
- Low profile divider design
- Heavy duty drives
- Easy serviceability



### PICK UP

Cereals, oilseed rape/canola, beans, peas, lentils, grass seed... the 3016 pick up header is the solution to them all. It gently lifts swaths cleanly and tidily with minimal seed losses. The swath is transported gently on the belts to the feeder. The pick up belts cover the total width of pick up, guaranteeing the gathering of all material without running over adjacent swaths.

- Clean and gentle pick up of large single or multi windrows
- Accurate pick-up contour-following via adjustable gauge wheels
- Suits all types of crops and high forward speeds
- Easy maintenance and serviceability



# SINGLE ROTOR THRESHING

## SINCE 1977

### FROM THE INVENTOR OF AXIAL-FLOW®

Single rotor threshing and separation is a Case IH specialty. We unveiled the first combine range based solely on this system more than three decades ago, and such has been its success that it remains core to our combine range today. But while the principle has remained unchanged, with each range development Case IH engineers have utilised the very latest technology available to meet future farming needs. Axial-Flow® 140 series combines benefit from that same forward thinking, and incorporate some of the very latest concepts not only in threshing and separation, but also in areas from cleaning to unloading, from engine enhancements to transmission technology. The end result is a combine range built not just to meet today's farming challenges – but to take on tomorrow's too.

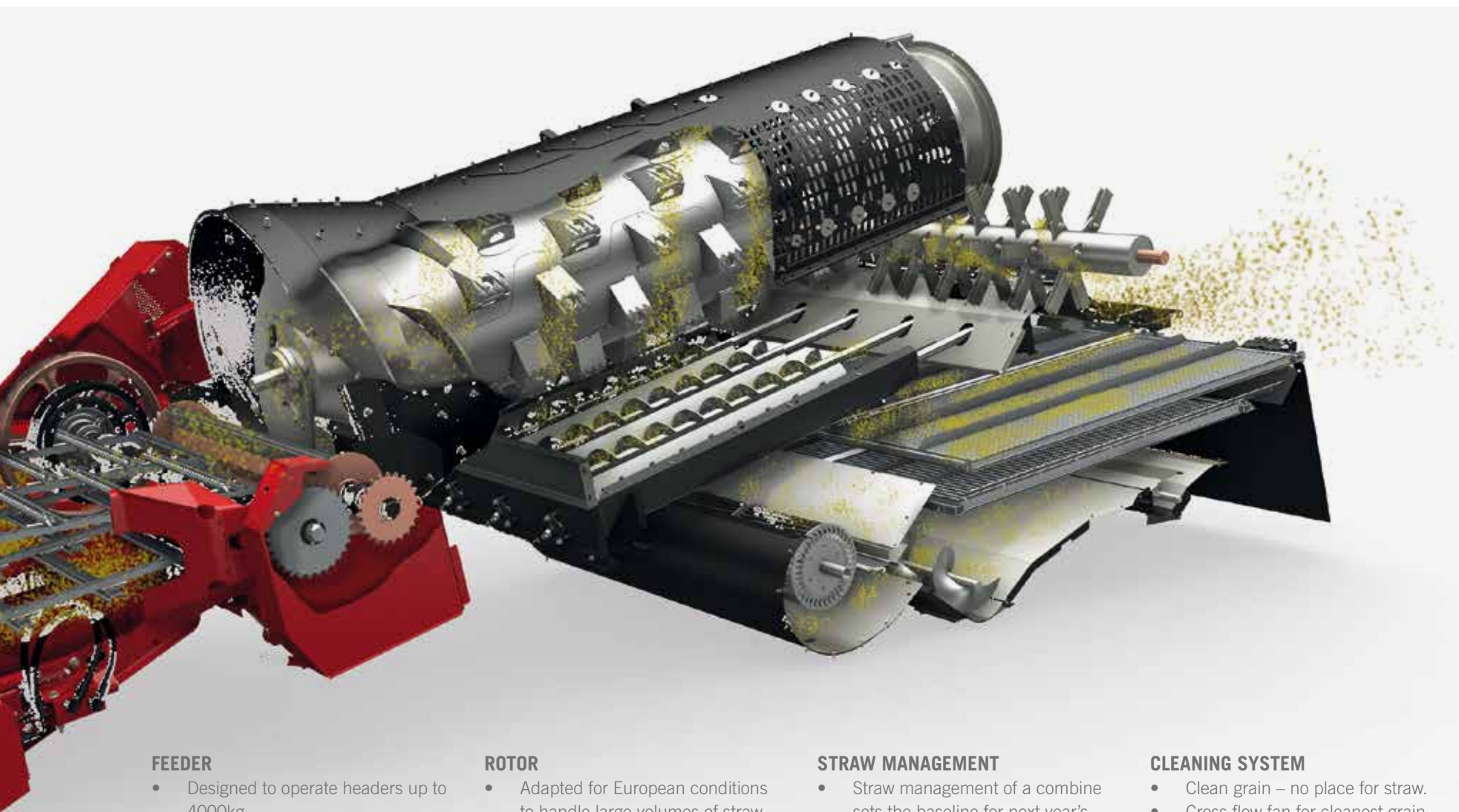
The grain-on-grain threshing action of Axial-Flow not only limits grain losses in the field through more effective separation, but also ensures that what goes into the grain tank is unbruised and unbroken, protecting crop quality and adding revenue to your bottom line. There is no high-impact conventional drum like that used in conventional or hybrid combines, and the transition from threshing to separation is completely seamless. High centrifugal forces are achieved at low rotor speeds, but for tougher conditions it is simple to increase the rotor velocity.

#### SIMPLY ADVANCED:

#### GENTLE THRESHING MEANS MORE GRAIN, MAXIMUM QUALITY

- Axial-Flow rotor optimises crop flow for gentle threshing and increased throughput in tough conditions
- The gentle yet thorough Axial-Flow system separates out more grain without any damage
- Results in both yield and quality gains which are reflected directly on your bottom line
- Gentle transition of crop from elevator to transition cone – NO SEPARATE CROP ACCELERATOR NEEDED





#### **FEEDER**

- Designed to operate headers up to 4000kg.
- Work with up to 9.15 m (30 ft) header.
- Higher reliability and less servicing: service free hydraulic feeder drive belt tensioning.
- Large stone trap housing, easily cleaned from the left hand side.

#### **ROTOR**

- Adapted for European conditions to handle large volumes of straw and grain, in all crops and various conditions.
- High quality grain is key benefit.
- Grain on grain threshing.

#### **STRAW MANAGEMENT**

- Straw management of a combine sets the baseline for next year's crop.
- Whether you chop and spread or windrow your straw for baling both will be delivered to your full satisfaction.
- When you choose to swath, you can opt for windrows with or without chaff.

#### **CLEANING SYSTEM**

- Clean grain – no place for straw.
- Cross flow fan for cleanest grain.
- Finger tip control sieve adjustment from the comfort of your seat or from the left-hand side of your combine.
- Pre-sieve to adapt to all conditions.
- 5.5m<sup>2</sup> sieve area under wind control.



# FROM THE INVENTOR OF AXIAL-FLOW® SINGLE ROTOR TECHNOLOGY FOR HIGHER CAPACITY

## AXIAL-FLOW ROTOR – CONFIGURED FOR EUROPE

At the heart of every Case IH 140 series combine is the latest Small Tube rotor. It has been further developed to meet the harvesting conditions in Europe. The entire set-up of the rotor was reviewed to get the best out of it. Tested in European fields for perfectly satisfying result - high throughput, best grain and straw qualities and no grain losses.

The Small Tube rotors of our combines are now configured with new rasp bars settings. The rotor section covering the threshing concaves is equipped with a new rasp bar for earlier threshing and separation, whereas the rotor section covering the separation area is fitted with the conventional rasp and spiked bars to catch every last grain. The advantages are a higher threshing and separation capacity, resulting in reduced losses and reduces the sensitivity of the rotor to changing crop conditions.

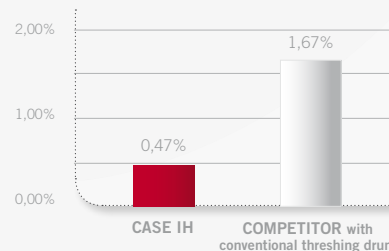
## BEST IN CLASS GRAIN QUALITY

Cracked grain is the bane of good sample quality, not only because of the damaged kernels themselves, but also because they are easily blown out of the back of the combine. With the benefits of Axial-Flow threshing and the latest Small Tube rotor, Case IH combines consistently deliver top quality grain samples. Rasp bars are arranged in four spirals around the rotor, for improved threshing and better straw quality in tough conditions. Access to the rotor cage is possible from both sides of the machine, while lightweight interchangeable modules can be easily removed and changed for different crops – a real Axial-Flow benefit.

### SIMPLY ADVANCED


- Especially developed for European harvesting conditions
- Best separation system in the business
- Top quality grain – unbruised and undamaged
- Top quality straw if you choose to windrow and bale

### AVERAGE CRACKED GRAIN CONTENT



Observed by: Agricultural Chamber of Upper Austria





Threshing area

Separation area





# THE HIGHEST GRAIN QUALITY

## A CLEANER CROP FOR A PREMIUM PRICE

Axial-Flow combines have always been acknowledged for thorough threshing and clean crop samples. If there are two things that a combine is rated on, it is how well it threshes, and how well it cleans. Chaff and straw have no place in a grain tank, and that is why Case IH puts a great deal of design thought into creating a combine with one of the best threshing, separation and cleaning systems on the market.



## CROSS-FLOW CLEANING

It's not just the rotor that makes the Axial-Flow different. The Cross-Flow cleaning system which follows the separation process uses chevron-shaped fins to create a uniform vortex along its axis, generating high volumes of air throughput. Unlike conventional systems, there are no air pockets created, with distribution consistent across the underside of the sieves, and fan speed is fully adjustable to cater for finer-seeded crops. The result is higher cleaning capacity, with sieves adjustable from the seat. Each sieve is able to operate at an ideal stroke length, and the opposing motions of the sieves cancel each other out, resulting in a smoothly operating cleaning shoe. Short straw is virtually eliminated, resulting in a cleaner grain tank sample. A fully-adjustable pre-sieve means Axial-Flow 140 series combines can adapt to all crops and all conditions.

## CLEAN OUT FUNCTION

When changing from one crop or one field to another, cleaning-out of the combine can be a time consuming task. In order to save your precious time, however, our engineers have developed a "Clean-out" function user defined window that can be added to the AFS Pro 700 touch-screen monitor. A simple touch on the screen switches the cleaning system to "Clean-out". This function is a major time saver that can be operated from your seat in the cab – particularly useful for seed growers.



# MORE IN THE TANK MORE IN THE BANK

## GRAIN TANK

Axial-Flow® 140 series combines are designed to put large quantities of clean, undamaged grain in the tank – and fast. Once crops are ripe and ready, we know your priority is to get them off the field and into the shed as quickly as possible.

Every Axial-Flow model has a grain tank that is designed to be big enough to allow the opening up of large, high-yielding fields without the inconvenience of having to stop and unload. For those harvesting specialised feed crops such as corn cob mix (CCM), there is sufficient tank capacity to also accommodate the cob spindles. Optional, in-cab grain tank extension folding function, makes for easier transport/storage, as well as fast-acting protection if the weather turns bad. The open style extensions widen the grain tank towards the top, to ensure maximum fill without spillage when working on rolling fields. The central grain tank filling auger reaches high over the top to keep filling efficiently without crop pushing back.


When it is necessary to enter the grain tank for servicing, maintenance or cleaning, Case IH engineers have made the task safer and simpler. A ladder makes it easier to gain full access when necessary. No tools are required to extend or retract the standard grain tank extensions. Axial-Flow combines are designed to ensure you spend more time in the field, and less time setting up and servicing.



- Top pivoted, inclined unloading auger allows enough space to safely unload the grain into high-walled trailers.
- Easy view to the unloading auger from the comfort of the cab without any obstructions.

<b>5130</b>	<b>8,810 litres</b>
<b>6130, 7130</b>	<b>10,570 litres</b>







# WATCH YOUR CASH FLOW HIGH SPEED UNLOADING


## FROM GRAIN TANK TO TRAILER – FAST

The high-speed unloading feature considerably reduces unloading time, particularly welcome in high-yielding crop conditions, improving overall performance during the harvest day. Less time wasted when unloading on the headland means greater productivity, especially beneficial when the weather is against you.

Case IH combines utilise the top unloading principle to load into high-sided grain trailers and chaser bins quickly and easily. The rubber spout on the end of the unloading tube keeps the crop in a dense stream, minimising the risk of spillage and making it just as easy to load into smaller trailers.

## QUICK, GENTLE AND EFFICIENT

Axial-Flow® 5140 models have an 88 litres/sec maximum unloading rate, while the 6140 and 7140 models are 113 litres/sec. Adjustable, no-tools-required, latched auger covers allow easy adjustment to match desired unload rate and reduce torque load. Heavier grain tank cross auger drive chains and sprockets boost performance and extend service life, while auger lengths on all Axial-Flow models allow you to maintain a comfortable distance between the header and the grain trailer while unloading on the go.



# STRAW MANAGEMENT

## THE START OF THE NEXT SEASON

Whatever your crop establishment regime, a combine that has left behind nothing but evenly-distributed and finely-chopped straw on well-cut stubble is the best start for the next process, whether that is ploughing, minimum tillage or direct drilling. That is what you get with the latest Case IH straw choppers. If you choose to bale your straw, you will also find that there is little left behind afterwards, with Axial-Flow® combines producing neat, easy-to-bale swaths.



### KNIFE PROTECTION SYSTEM

In chopping mode, the unique 76 blade chopper lacerates and cuts the straw for fast decomposition before the next planting season. Fixing the counterknives into preset positions in the straw channel allows the chopping aggression to be altered according to the conditions. In windrow mode the chopper works with reduced speed to place the straw in a neat windrow for efficient baling.



### SPREADING

The residue can be spread over the full width of the header, either symmetrically behind the combine or away from the edge of the crop, yet covering the whole area. With the electrical adjustment option for straw distribution, the spreading pattern can be adjusted to account for the prevailing wind conditions, keeping the spread even across the field for fast decomposition, effective soil erosion control and trouble-free tillage.



### WINDROWING

The straw can be windrowed with or without the chaff, depending on the preference of the farm or contract customer. The windrow is shaped on the stubble by an adjustable chute.



### DISTRIBUTION

A unique Axial-Flow plus factor is the ability to spread out unchopped straw during harvest if it is required for baling but not fully dry. This reduces drying time, with the straw simply rowed up for baling.







# AXIAL-FLOW<sup>®</sup> ENGINE

## STRONGER THAN BEFORE

With the new 140 series combines, you will enjoy an increase in power – and power delivered whenever you need it. Increases in maximum power to 312hp for the 5140, 400hp for the 6140, and 449hp for the 7140. The FPT Industrial engines used in the new 140 series Axial-Flow<sup>®</sup> combines are reliable, proven performers. These engines are designed for optimum fuel efficiency, whilst providing the power needed to respond quickly to changing conditions in the field. The new engines are the: NEF 6.7 (5140) Cursor 9 (6140 and 7140).

## POWERFUL ENGINE, LOW FUEL CONSUMPTION

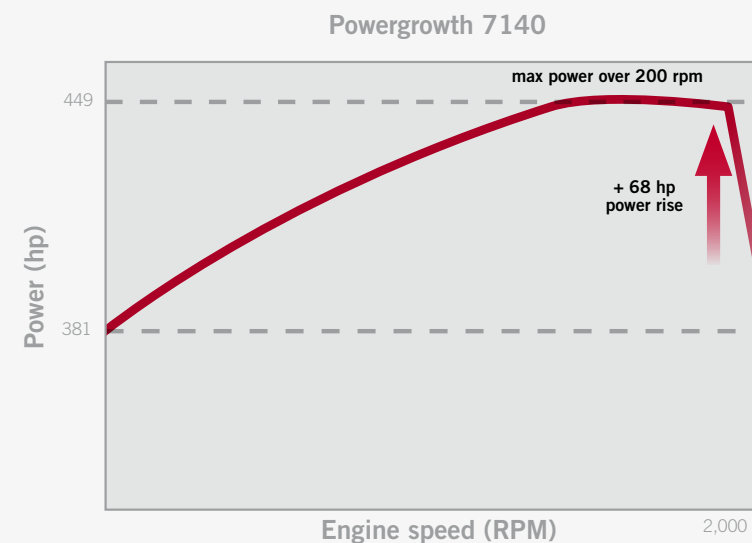
Featuring common rail fuel injection, these engines deliver power when you need it; so you can always harvest and unload at the same time. In addition to its remarkably low fuel consumption, the engine is both quiet and environmentally sound. The 950 litre fuel tank holds more than enough for a full day in the field.

## PURE POWER


Unlike some of our competitors, Case IH offers our combines without any SCR (AdBlue<sup>®</sup>) or EGR emission systems. This means you still get all the performance benefits and fuel efficiencies of the latest FPT engine technology, but without having to use AdBlue/DEF or power sapping Exhaust Gas Recirculation (EGR).



Case IH FPT 8.7 litre on 6140 and 7140 combines



Power growth (7140)



# LESS COMPLEXITY, MORE TIME IN THE FIELD

## DRIVELINES

The drives for the whole combine are powered from a central gearbox mounted directly to the engine for maximum efficiency. The Axial-Flow uses fewer belts than most compeditors, minimising the problems associated with slip, wear, maintenance and replacement.

## THREE-RANGE HYDRO TRANSMISSION

Hydrostatic transmission offers infinite control of ground speed, through a direct coupling from the engine to the hydrostatic pump for instant drive. Three speed ranges from the transmission allow you to select the right speed for the crop and field conditions.

## POWERFUL ROTOR DRIVE

The on-the-go adjustable variable speed, belt drive for the rotor utilises a stronger belt to transmit the power for high throughput on the 6140 and 7140 combine. Its "torque sensing" ability tensions the drive automatically for high power demands.

## UNCOMPLICATED DRIVELINES

Case IH is known for using very few, but very practically placed drivelines, so that access remains easy to all service points.



## TURNING RADIUS

Thanks to the short combine frame and the impressive turning radius, the Case IH Axial-Flow combines of the 140 series offer outstanding maneuverability in the field – making headland turns a quick and easy task.





# AXIAL-FLOW® CAB

Maximising productivity requires the best combine and an operator who can work in the ideal environment, protected from all elements that reduce their concentration and wear them out. Today's combines must work long hours, handle high-yielding crops and deliver optimum quality. A combine cab, offering a relaxed work environment is absolutely necessary. That's why our engineers have created one of the quietest, most spacious and most comfortable cabs on the market, designed for long and profitable working days. New rubber cab mounts reduce vibration even more. The instrument console is integrated into the armrest of the seat for easy reach of the operator.

Choose from two cabs, the Comfort version and the Luxury version with electrically adjustable mirrors, increased storage space, semi-active seat option and an actively cooled coolerbox.

## QUIET, CALM, COMFORTABLE

A Case IH operator deserves a comfortable, user-friendly environment. Climb the easy-access, foldable steps to the spacious deck and behind the cab door you will find ample space and storage, with comfort enhanced by thoughtful details such as ergonomic layout, an air suspended operator seat, low noise levels and an unrestricted view.

## NO LIMITATION ON YOUR WORKING DAY

Farming operations require that their crops are removed from the fields fast when the time has come and thus harvest often extends late into the night, requiring ample illumination. Stadium lights are fitted to the roof to completely floodlight the work area. Lights in the grain tank, on the unloading auger and at the rear of the combine ensure all critical areas are fully illuminated.



Wide glass area for an unobstructed field of vision



Stay alert for the whole day







# TAKE A CLOSER LOOK THE CAB IN DETAIL

Harvesting means getting the reward for all the work and the means of production invested throughout the season. Enabling you to spend long and productive days on your combine without being worn out, is at the core of our engineers efforts when developing and designing combine cabs.

The Comfort cab features ergonomic layout to give you full control at all times, with an unobstructed field of vision, a comfortable seat and plentiful leg and foot room, the Multifunction Propulsion Control Lever which is conveniently integrated in the right armrest, and the sliding AFS Pro 700 touch-screen monitor as option. Working in such an environment is fun – not only because it means earning your income but also because you will be experiencing a powerful mix of comfort, productivity and tangible results.

## OPERATIONS CENTRE

With the AFS Pro 700 touch-screen on the right hand console, all important data and settings are available at your fingertips and let you handle and operate your combine efficiently and with ease. The screen arrangement of the AFS Pro 700 touch-screen monitor is logically configured. The left side provides full information on all important operating data, while to the right six programmable run screens can be selected displaying current combine settings or yield monitoring data.

# CONTROL AT YOUR FINGERTIPS

## THE CONTROLS


The Axial-Flow® is as simple and comfortable as possible to operate. The number of functions that can be controlled through the joystick has increased and there is a new right-hand console-mounted display which makes monitoring key combine functions much easier. The optional AFS Pro 700 touch-screen monitor includes video capability and is telematics-ready, and is the basis for moisture and yield monitoring and steering guidance.

Case IH engineers deliberated every little detail on how the operator interacts with the machine to ensure the new 140 series Axial-Flow combines are intuitive in operation, making it easy to quickly get accustomed and achieve best results.

For full control, the most commonly used commands are arranged in the best ergonomic position, allowing easy management of all header functions and operation of the unloading auger. In addition, an emergency stop button is included to halt the elevator, cutterbar and header auger.

All major controls are integrated into the right hand console and in the multifunction control lever.





**AFS**





# AFS™

# ADVANCED FARMING SYSTEMS

---

## **CASE IH ADVANCED FARMING SYSTEMS (AFS™) PAY FOR THEMSELVES. TAKE ADVANTAGE OF HARDWARE AND SOFTWARE – ALL-IN-ONE AND FROM A SINGLE SOURCE: THE PERFECT SOLUTION FOR YOU**

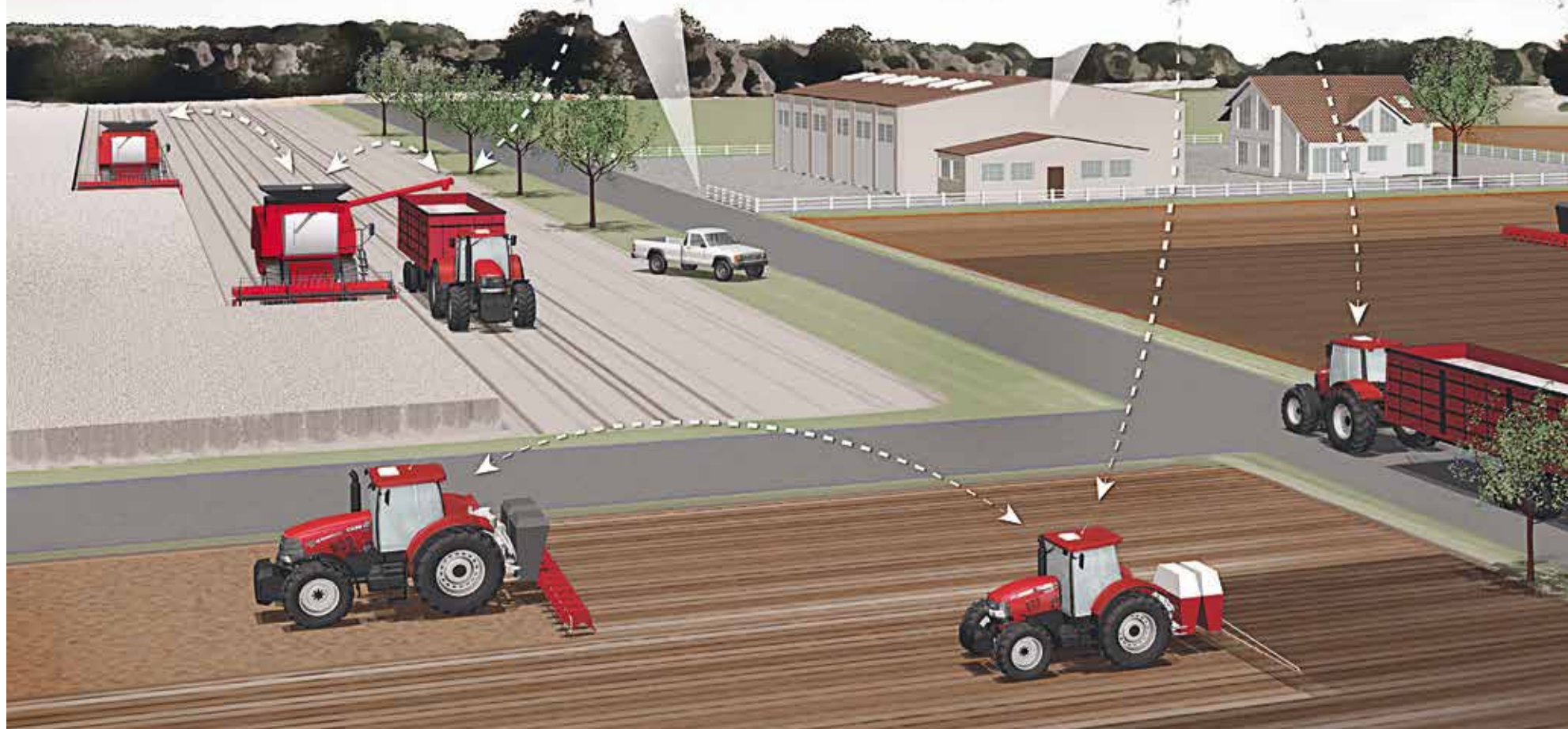
Case IH AFS stands for an extensive range of practice-oriented solutions that help you farm and manage your fields more efficiently than ever before. Take advantage of what is doubtlessly the most important advancement in modern agriculture since the start of mechanisation, and benefit from increased control, productivity, efficiency and precision. Case IH AFS solutions are logical, easy to use and intuitive, and they become second nature in next to no time. This is how we understand the demands of modern farmers.

## **ON THE RIGHT TRACK – AFS ACCUGUIDE GPS-CONTROLLED AUTO-STEERING**

In conjunction with AFS AccuGuide, the mechanical Row Guidance ensures the combine follows the rows in maize crops. It takes the stress out of harvesting at high forward speeds and when using wide headers, thus reducing operator fatigue and boosting productivity, to exploit the combine's full performance capabilities.

## **FAR MORE THAN JUST A SAVING ON FUEL – THE AFS ACCUGUIDE EFFECT:**

- Optimised machine usage
- Improved comfort by reducing operator demands
- Savings on fuel and labour costs
- Less time spent in the field
- Reduced skips and overlaps – improved efficiency
- Perfect work in poor visibility conditions without compromise





# MONITOR PERFORMANCE, MAXIMIZE UPTIME INCREASE INCOME

Case IH AFS Connect™ telematics uses global positioning systems and mobile communication technology to send and receive machine, agronomic and job-site information. Telematics technology allows you to know more – on the whereabouts, status and settings of your machines – even from your office desk, thus helping to improve the productivity of your business with up-to-the-minute information. Case IH AFS Connect telematics is “the clever way” to maximise your return on investment.

## BE MASTER OF YOUR FLEET

Fleet management allows you to track all of your machines and, by extension, your team, from a single web page. You can:

- Accurately pinpoint the exact location of any given machine.
- Coordinate machine logistics. So you can efficiently support your staff, manage maintenance, being on time at the combine to unload and keep your team productive and your machines running smoothly.

## SECURITY AND ASSET TRACKING

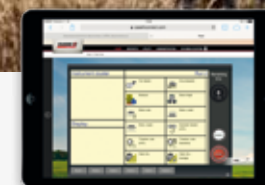
Protect your investment and streamline maintenance by using the AFS Connect alerts and anti-theft system

Geo-fencing ensures that your machine stays within certain coordinates preset by you, and curfew management sends an alert if a machine is started after working hours.

## COMPATIBILITY

The Case IH AFS Connect is compatible with your existing precision farming systems, so your local Case IH dealer can retrofit it on fleets of both Case IH and competitive equipment. Deploy it with:

- Any equipment using the standard ISOBUS protocol.
- Case IH AFS Pro displays.





# AFS CONNECT™ ANALYSE PERFORMANCE IN REAL-TIME

Telematics data provided by AFS Connect™ are transferred to your farm computer in real-time, enabling you to provide instant advice and directions whenever you see the need to make immediate operating adjustments. For different demands and personal preferences, Case IH AFS Connect is available in two specification levels:

The AFS Connect Basic offers fleet management capabilities, machine location tracking and a working status overview. Knowing exactly where your tractor or combine is – in which field and in which part of that field – allows you to guide trailers or fuel supplies exactly to the right spot. No time is wasted whilst the efficiency of man and machine is kept at their maximum. With the AFS Connect Manager, you can be alerted when your machine leaves a designated area. In addition to security benefits, this also allows you to guide operators to preferred routes and instructed areas – particularly helpful for inexperienced staff or contract services.

The AFS Connect Advanced package includes all features and abilities of the AFS Connect Basic plus various other helpful management and analysis possibilities:

- Compare data from different machines and identify areas of possible improvement where one machine is performing better than the other.
- Having operating data instantly at hand, as well as access to performance and set-up figures from previous working periods for the same or similar machines, provides aid for new or inexperienced operators and enables them to quickly increase their efficiency.
- AFS Connect messaging allows farm owners and managers, as well as Case IH dealer technicians, to send advice directly to the machine's display – so operators can improve their performance on the move.

## **ACCURATE MEASUREMENT, ASTUTE MANAGEMENT**

If you can't measure, you can't manage. With Case IH AFS Connect, all operating figures from your key machines are at your fingertips, enabling you to make your management decisions on the basis of accurate data. AFS Connect allows for the analysis and reduction of machine idle operating hours or unloading times, thus enabling you to minimise fuel consumption and maximise performance for optimum productivity. Data on engine power, fuel use, productivity and output are also recorded and transferred in report format directly to the computer on your farm desk. These reports can be exported in Microsoft Excel format, and the information can be filtered by field, operator or task. Statistic work reports for all relevant machines and their operators allow for comparisons of performance and efficiency, thus providing clear starting points for potential improvements.





#### AFS CONNECT BASIC FEATURES

- **Fleet Management**, including vehicle mapping, historic breadcrumbing.
- **Machine Monitoring**, including geofence/curfew settings, motion detection for the last five days after last key-off.
- **Maintenance**, including maintenance-due alerts.
- **Industry Leading One-Minute Update Rate**, or when status change occurs including reporting of key on/off, idle time and workload.
- **Machine Status**, including reporting of traveling, engine hours, moving, working and moving, moving and unloading, unloading and working, unloading and moving, unloading.
- **Dashboard Graphic Interface** of key vehicle parameters on supported platforms, such as engine speed and oil temperature, coolant temperature and level, hydraulic oil temperature and pressure, fuel level, DEF level, battery voltage.
- **Live Time** provides 30 minutes on the dashboard.

#### AFS CONNECT ADVANCED FEATURES

- **CAN Viewer** lets you watch machine parameters remotely in real time.
- **2-Way Messaging** from the web portal to the vehicle, with a predefined set of potential operator responses.
- **Graphic Reports** showing area worked, yield average, flow average, moisture average, weight, fuel level.
- **Live Time** provides 30 additional minutes through the CAN Viewer which gives you a deeper dive into machine performance data – per modem, per day, not pooled in any way.
- **Cellular Network Coverage**, with multiple providers per country for best coverage. Roaming SIM Card and data plan included in AFS Connect subscription works global.



# DON'T LOSE PRECIOUS TIME ON DAILY CHECKS AND MAINTENANCE



## MAXIMUM UPTIME, MINIMUM SERVICE COSTS – WHAT YOU WANT, WHAT WE FOCUS ON

When there is a full day's harvest ahead of you, the last thing you want is a machine that is time-consuming to service. Daily checks and regular maintenance are simple when you run an Axial-Flow®. Keeping you working and reducing maintenance and costly downtime are key Case IH aims. Case IH Axial-Flow combines have fewer moving parts than comparable machines, and together with the way in which they are designed and built, this results in operating costs that are lower than those of key competitor combines.

When you buy a Case IH machine, you can be sure not only that you are buying the best product, but also that you have got the best dealer back-up behind you. Case IH dealers can offer advice on selecting and financing the right machine, they ensure to deliver what you need and when you need it, and then continue to back you and your equipment with the service and spare parts supply you rightly expect from a name as trusted as Case IH.



## AN OPTIMAL FINANCING SOLUTION FOR EVERY INVESTMENT

Your local Case IH dealer can work with Case IH Finance to offer solutions that best fit your budget and business goals. At Case IH Finance, we understand that no two farms are the same. That's why we work so hard to understand your needs first. We make it our job to know your business inside and out - your goals, your ideas, and your unique outlook on the future. Then we can put together financial solutions and services that are right for you.

## ALL THE PARTS AND SERVICE TO KEEP YOUR EQUIPMENT RUNNING

Find the full line of Case IH parts and components at your local dealer. Plus full service maintenance programmes and industry leading warranties. It's expertise applied by skilled, factory-trained service professionals committed to providing you maximum uptime, season after season.

MODELS	Axial Flow® 5140	Axial Flow® 6140	Axial Flow® 7140
<b>HEADERS</b>			
Case IH fixed/variable knife headers (2030/3050 range), draper headers (3152 range), flexheaders (3020 range) working widths (m):	4.9 / 5.2 / 6.1 / 6.7	4.9 / 5.2 / 6.1 / 6.7 / 7.6	4.9 / 5.2 / 6.1 / 6.7 / 7.6 / 9.1
Corn header 4400 range rigid/foldable	6 row chopping corn heads	6 & 8 row chopping corn heads	
Pickup headers 3016 range working width (m):	3.7 / 4.6		
<b>THRESHING / SEPARATING</b>			
Rotor drive type	Variable belt with 3-speed transmission		
Rotor speed range (rpm)	250 - 1,150 (3 ranges)	250 - 1,150 (3 ranges)	250 - 1,150 (3 ranges)
Rotor diameter and length (mm)	762 / 2,794	762 / 2,794	762 / 2,794
Total separation area (m²)	2,78	2,78	2,78
Threshing / separating modules wrap angle (°)	156 / 133	156 / 133	156 / 133
Number of threshing / separating modules	3/3	3/3	3/3
<b>CLEANING SYSTEM</b>			
3 steps cleaning system	●	●	●
Cleaning shoe width (mm)	1,47	1,47	1,47
Total sieve area under wind control (m²)	5,52	5,52	5,52
<b>CLEANING FAN</b>			
Fan speed range (rpm)	450 to 1,300	451 to 1,300	452 to 1,300
<b>RETURN SYSTEM</b>			
Tailings return type	To rotor	To rotor	To rotor
<b>GRAIN TANK / UNLOADING</b>			
In-cab control of grain tank covers	●	●	●
Grain tank capacity (l)	8,800	10,570	10,570
Unloading rate (l/s)	88	113	113
Unloading auger effective length, measured from middle of combine to tip of unloading auger (standard/option) (m)	5.8 / 6.7		
<b>STRAW CHOPPER &amp; SPREADER</b>			
Straw chopper / beater	Integral flail-type straw chopper		
Number of knives: chopper / counterbar	76 / 47		
Spreader type	twin 2-speed horizontal spreaders / detachable		
<b>ENGINE <sup>†</sup></b>			
Type / Capacity (l) / Emission stage	6 cylinder, Turbo, aftercooler/ 6.7 / Tier 2b	6 cylinder, Turbo, aftercooler/ 8.7 / Tier 2b	6 cylinder, Turbo, aftercooler/ 8.7 / Tier 2b
Max. power ECE R120 <sup>‡</sup> at 2000 rpm (kW/hp)	230 / 312	295 / 400	330 / 449
Fuel tank (l)	950	950	950
<b>TRACTION</b>			
Transmission	Hydrostatic drive, 3 speed ranges		
Heavy duty adjustable steering axle	●	●	●
Final drive type	bull gear	bull gear	bull gear
Powered rear axle	○	○	○
<b>OPERATOR CAB</b>			
“Comfort” cab: new seat positioning for added leg room, instructor seat, narrow adjustable steering console, rearranged right hand console and switches in cab, new Multifunction handle, large openable graintank window, right hand emergency exit	●	●	●
“Luxury” cab (Comfort cab, plus: Elec. mirrors, sunshades, leather steering wheel, removable cool box, added storage space, semi-active leather seat option, added trim)	○	○	○
<b>ADVANCED FARMING SYSTEMS (AFS)</b>			
Yield and moisture monitoring / mapping	●	●	●
AFS Precision Farming ready and Guidance ready	●	●	●
<b>OVERALL MACHINE SPECS</b>			
Length – feeder to rear trim panel (mm)	7,689	7,689	7,689
Wheel base (mm)	3,815	3,815	3,815
Minimum height (transport) (mm)	3,898	3,906	3,906
Width with narrowest tyres fitted – min (mm)	3,3	3,3	3,3
Approximate weight of machine (kg)	15,400	16,400	17,200
<b>TYRE OPTIONS</b>			
Front tyres	650/75R32 L1172 R1W / 800/65R32 L1172 R1W / 900/60R32 L1176 R1W		
Rear tyres	460/70R24 L1159A8 R4 / VF520/80R26 L1165 R1W / 600/65R28 L1 154A8 R1W		

<sup>†</sup> FPT Industrial-engine    <sup>‡</sup> ECE R120 correspond to ISO TR14396    ● Standard    ○ Optional



Safety never hurts! Always read the Operator's Manual before working with any equipment. Inspect equipment before using it, and be sure it is operating properly. Follow the product safety signs, and use any safety features provided. This literature has been published for worldwide circulation. The standard and optional equipment and the availability of individual models may vary from one country to the next. Case IH reserves the right to undertake modifications without prior notice to the design and technical equipment at all times without this resulting in any obligation whatsoever to make such modifications to units already sold. Whilst every effort is made to ensure that the specifications, descriptions and illustrations in this brochure are correct at the time of going to press, these are also subject to change without prior notice. Illustrations may show optional equipment or may not show all standard equipment. Case IH recommends **ACCELA** lubricants.

