



MAGNUM™ AFS CONNECT™

250 - 400hp TRACTORS



THE NETWORKED MAGNUM

- AFS Connect Telematic solution – the gateway to the Magnum AFS Connect™ series tractors
- Extended remote capabilities
 - Remote service support
 - Remote display viewing
 - Firmware Over The Air (FOTA)
- New MyCaseIH platform

EXPERIENCE PURE FREEDOM

- Intuitive AFS Vision Pro operating system featuring new AFS Pro 1200 LCD-monitor
- Case IH dial button encoder – intuitive navigation and setup
- Industry leading configurable buttons – can be programmed with over 100 functions

STRONG, STRONGER, MAGNUM

- Powerful and reliable engines: from 250 – 396hp rated power
- Large range of tyres available up to a diameter of 2.15m
- Magnum Rowtrac – the fully-integrated track drive solution
- Rear linkage with up to 11,700kg lifting power

CUSTOM SOLUTIONS – FOR FARMERS AND CONTRACTORS

- Efficiency – 50kph at 1,350rpm (CVXDrive)
- Comfort – semi-active hydraulic cab suspension and suspended front axle for a comfortable ride
- Versatile configuration – CVXDrive continuously variable transmission or PowerDrive full powershift transmission



EXPERIENCE FARMING

the way it should be



THE NEW DIMENSION	04 - 07
CONFIGURATIONS FOR ANY OPERATION.....	08 - 11
CAB.....	12 - 23
ENGINE, TRANSMISSIONS, DRIVELINE	24 - 31
ROWTRAC.....	32 - 35

PTO AND HYDRAULICS.....	36 - 41
AFS AND AFS CONNECT	42 - 49
SERVICE	50 - 55
SUSTAINABILITY	56 - 57
SPECIFICATIONS	58 - 59

THE TRACTOR OF TOMORROW, FOR THE FARM MANAGER OF TODAY

The new Magnum AFS Connect

Years of research combined with practical experience and international customer feedback is priceless. It's the reason we are able to present an innovative tractor concept, which represents challenging future-oriented agriculture, satisfying even the most demanding customers.

THE NETWORKED MAGNUM AFS CONNECT

The name is the game – the Magnum AFS Connect features the newest telematics applications. Farm managers and operators can transfer information between the tractor, a phone, a tablet or a desktop computer, all wirelessly. Powered by AFS Connect telematics, you have the freedom to make the right decisions supported by all available data, at the right time, anywhere, from any device. The AFS Vector Pro receiver works with different GPS signals, ensuring best pass-on-pass accuracy.

PROFIT FROM PURE FREEDOM

The AFS Vision Pro concept featuring the innovative AFS Pro 1200 touchscreen monitor with Bluetooth functionality is standard in the new Magnum. It was developed in cooperation with farmers all over the world for maximum user-friendliness and productivity.

PERFORMANCE THAT CAN'T BE BEAT

High-performance, fuel-efficient and reliable: an impressive engine, powerful hydraulics, high-performance PTO and excellent power transfer make the Magnum a tractor beyond compare. Better than the best, this Magnum series sets a new standard in the agriculture, construction and infrastructure industries. Magnum makes the impossible possible.

AFS VECTOR PRO RECEIVER

- Consolidated and integrated design components to ensure guidance consistency and accuracy

CAMERAS

- The AFS Pro 1200 has four camera inputs. Front and rear cameras are included with the deluxe technology and luxury cab package


360° LED LIGHT PACKAGE

- Operate whenever you need to with up to 20 LED lights that provide superior visibility at night

ENGINE

- 6-cylinder FPT Cursor 9 engine with 8.7l capacity and modern Common Rail four valve technology, intercooler and turbocharger with variable geometry (eVGT)
- 250-396hp rated power, 39hp extra power with boost





NEW OPERATING CONCEPT

- Multicontroller armrest with integrated high-res AFS Pro 1200 LCD monitor
- Case IH dial button encoder for quick access to the work and setting menus
- Colour performance monitor on the right A-pillar for information at a glance

MIRRORS

- Electrically adjustable and electronic telescoping mirrors on the luxury cab are controlled from the tractor cab for easy adjustments

SUPREME RIDE COMFORT

- New optional semi-active, hydraulic cab suspension
- Active driver seat
- Suspended front axle

TYRE PRESSURE MONITORING SENSORS

- Monitor tractor and trailer tyre pressure through the AFS Pro 1200 monitor.

HYDRAULICS

- High performance PFC pumps with flow rates of 221l/min up to an amazing 282l/min (TwinFlow™ pump)
- Up to 11,700kg lift capacity
- Front linkage with 4,070kg of maximum lifting power
- External controls for rear hitch, hydraulics and PTO
- Up to six electro-hydraulic remote valves in the rear and up to three dedicated mid-mounted electro-hydraulic remote valves for front linkage or front PTO operations

EFFICIENT POWER TRANSFER

- 18x4 and 19x4 PowerDrive - full powershift transmission
- New 21x5 PowerDrive - full powershift transmission for Magnum 400 with 40kph ECO or 50kph ECO
- CVXDrive - continuously-variable transmission from 0-50kph with Active Hold feature
- Automatic Productivity Management (APM) – perfect interaction of engine and transmission

THE MOST IMPRESSIVE MAGNUM EVER

Completely modernised – inside and out



Magnum has always been a class apart in terms of performance, efficiency and productivity. The new edition pushes the envelope even further. The central interface is the AFS Vision Pro operating system, from which you can control everything related to precision farming, tractor settings and connectivity with our integrated solutions.

FREEDOM TO FARM THE WAY YOU WANT

There are moments in life that you just don't want to miss - your child's birthday maybe, or your anniversary. AFS Connect gives you the freedom to be exactly where you want to be. You don't have to be in the cab to see everything the driver sees. You can access the AFS monitor from anywhere. Integrated telematics solutions network your operation, your fleet, and your data. With AFS Connect, you can optimise your time by leveraging the data you're already generating to make solid management decisions.

THE NEW CASE IH MAGNUM CAB – A SENSE OF FREEDOM

The newly redesigned interior of the Magnum AFS Connect features premium materials and a level of quality you might find in the automotive sector. All controls are arranged logically, and the multicontroller armrest can be height and length adjusted for a perfect fit. Practical details like 5V USB ports, 12V power outlets, several monitor mounts, plenty of storage space, cup holders and even a 230V power supply make the cab feel a little more like home.

NEW INTERIOR FEATURES, EXACTLY WHAT YOU NEED

The AFS Pro 1200 monitor is a crystal-clear HD LCD touchscreen. The user interface is configurable so you can see what's most important to you at a glance. An optional remote key fob locks and unlocks the cab at the touch of a button for effective theft protection.









READY FOR THE TOUGHEST CHALLENGES

Your success drives us

It's not hard to summarise the absolute priorities of your business, despite its many facets. Quite simply: high performance, easy to operate, innovative technology, and highest efficiency. Another important factor is customised solutions for each set of requirements, since everyone's idea of perfection is different: classic farmers have a different set of needs than municipalities or agribusiness contractors.

That's why the Magnum AFS Connect can be configured to suit your needs: the trim package, the transmission, the tyres are all your choice for maximum comfort and value for money.

TOUGH ENOUGH TO HANDLE ANY JOB

The new Magnum – An excellent choice for contractors and farmers

Are you looking for a high-performance, fuel-efficient, reliable machine for agricultural applications, road works or any other heavy-duty applications? Then you should take a look at the new Magnum series. Its powerful hydraulics, high-performance PTO and excellent power to the ground makes the Magnum the right choice for any job.

PURE POWER

The direct power transfer from the engine to the PTO, the robust components and the perfectly-sized PTO components with heavy-duty power-up make the Magnum the perfect partner for your job. No matter if you're breaking rocks in road construction, chipping wood or handling large balers, the Magnum is right for you.

FREEDOM TO HANDLE ANY IMPLEMENT

With a lifting capacity of up to 11,700kg, Magnum has no trouble with heavy implements such as till and drill combinations. For heavy hydraulic demands, a TwinFlow™ pump with 282l/min is available to supply the right pressure and flow at the same time for constant operations such as running air seeders. Perfect for constant operation such as driving the fan on pneumatic seeding or drilling machines.

A BORN LANDSCAPER

Magnum's strengths extend to construction and road works applications such as pulling large grading tools. This is where pulling power and traction come into play, and Magnum has plenty of both thanks to 900mm wide and 2.15m diameter rear tyres or tracks. We also offer a full range of ballast weights for high-traction work. That makes the Magnum the perfect partner for all kinds of field applications too.



ADVANTAGES

- Heavy-duty PTO with soft start function for increased durability
- Optional TwinFlow™ pump with up to a massive 282l/min flow rate for running constant hydraulic loads
- Up to 11,700kg lift capacity in the rear depending on rear axle and rear three point linkage chosen
- CVXDrive transmission to operate fuel efficiently and PowerDrive transmission options for maximum power to the ground
- Robust front and rear axles mean a fully homologated permissible weight of 18,000kg and up to 24,500kg for Rowtrac
- Track widths from 40cm to 76cm are available for reduced soil disturbance and maximum tractive power at a minimum vehicle width of 2.99m (Magnum Rowtrac)





YOUR FAVOURITE WORKPLACE

The most comfortable cab

True beauty comes from within (not to mention practicality). Step into the Magnum AFS Connect for a large, luxurious, operator-oriented and intuitive cab. The use of high-quality materials, exacting standards of craftsmanship and careful attention to design details create a true sense of comfort. The smart and practical storage solutions are just one example. At the same time, the new AFS Vision Pro operating system and multicontroller armrest are a dream to work with. The high definition monitor, optimised multicontroller, joystick and Case IH encoder allow intuitive operation with simple menu trees, a touchscreen, and shortcut keys. It's that easy - really.



WHEN WORK DOESN'T FEEL LIKE WORK

The new cab – impressively high quality, impressively intuitive

The first time you get into the new Magnum cab, you'll be amazed by the spaciousness and quality of the components. High-quality, dirt-resistant materials are used throughout the interior, while the optional leather seat and steering wheel hint at premium comfort.

A HOMEY WORKSPACE

Climb up the wide, lit steps with handrails and get into the bright, quiet cab featuring a noise level of just 67dB(A) and 6.4m² of windows. Automatic climate control, which you can adjust on the AFS Pro 1200 monitor, combined with an active suspension driver's seat make this our most comfortable cab yet.

COMFORT MEETS FUNCTIONALITY

The new 4-pillar design with 360° views and the newly redesigned multicontroller armrest make long working days easier. The driver's seat swivels 40°, letting you check on your implements without twisting your neck. The optional semi-active, hydraulic cab suspension absorbs shocks and bumps to improve ride quality. Active control keeps the self-levelling cab steady even in corners or while braking. The driver can choose the firmness of the suspension depending on the terrain.

MAXIMUM PRODUCTIVITY - EVEN AFTER DARK

Some days are longer than others. When you have to work at night, up to 20 powerful LED headlights brightly illuminate 360° around the tractor, giving you the best view of your implements. The follow-me-home function lights your way home even after leaving the cab.

AN EYE FOR DETAIL

The new Magnum cab has incorporated a lot of new ideas. There's plenty of handy storage and a generous cooler on the right hand side is an optional extra. A drawer under the passenger seat provides space for bulky items. The electrical features have also been upgraded. All the common electrical connections are located exactly where needed - overhead, behind the multicontroller armrest, and on both fenders. Other new features such as a Bluetooth radio, power mirrors, climate control, up to four windscreen wipers and up to four sunshades round out the extensive interior.



ADVANTAGES

- Up to 20 powerful LED work lights
- New colour performance monitor mounted on the right A-pillar
- Front, rear and right side sunshades
- Electrically adjustable telescoping mirrors
- Automatic climate control
- Numerous storage areas
- Excellent vision to front, sides and rear thanks to 6.4m² of windows
- Optional luxury leather seat with 40-degree swivel
- Motorcycle-style foot pegs
- Data and power ports



DELUXE AND DELUXE TECHNOLOGY CAB

Welcome to the premium class

Magnum tractors are available with a selection of cab trim packages. No matter if you choose the Deluxe, Deluxe Technology or the Luxury Cab, you'll get a premium working environment that meets your operation's needs. No other tractor comes close the operating comfort and ergonomics of the new multicontroller armrest, from which you can control all the important functions of your machine.

The Deluxe cab trim package (without cab suspension) is an economical solution with many details to maximise productivity and user friendliness on those long working days. If you'd like even more comfort and more features, you'll love our Deluxe Technology™ cab with your choice of mechanical or semi-active cab suspension. Perfect for demanding customers who want to work quickly, precisely and safely.

DELUXE CAB - STANDARD FEATURES

- Standard steering wheel
- Deluxe fabric seat
- Fabric passenger seat
- Rubber floor mats
- Standard radio
- Front sunshade
- Manually adjustable mirrors

DELUXE TECHNOLOGY CAB - ADDITIONAL FEATURES

- Mechanical or semi-active cab suspension
- Active fabric seat with heating
- Radio with Bluetooth
- Front, rear and side sunshades
- Electrically adjustable and mechanically telescoping wide-angle mirrors
- Front and rear cameras factory installed
- Additional USB connections, 3-pin and 230V power sockets



LUXURY CAB

For those who want more

For those who would like even more comfort, Case IH offers the Luxury Cab with your choice of mechanical or semi-active cab suspension. A ventilated premium leather seat, leather steering wheel, leather passenger seat and carpeted floors give you a feeling of pure luxury as you work efficiently and productively. This package also includes standard front and rear cameras, giving you the best overview of your surroundings and greatly reducing the risk of accidents.

LUXURY CAB - STANDARD FEATURES

- Mechanical or semi-active hydraulic cab suspension
- Leather steering wheel
- Premium leather seat with active suspension, heating and ventilation
- Leather passenger seat
- Carpet
- Bluetooth radio with high-performance speakers
- Front, rear and side sunshades
- Electrically adjustable and electrically telescoping wide-angle mirrors
- Front and rear cameras factory installed
- Accent lighting
- Additional USB connections, 3-pin and 230V power sockets



The semi-active, hydraulic cab suspension reliably absorbs jolting and vibrations.

THE EASIEST WAY TO BE PRODUCTIVE

Your choice, your way, your operating system

We know how busy you and your employees are. That's why we've made sure no time is wasted with resetting preferences when changing drivers or changing jobs. You have the freedom to configure your processes and settings to get the most out of your Magnum - day after day.

DEVELOPED BY OUR BEST PARTNERS: OUR CUSTOMERS

You won't have to go far to find what you need. The armrest position can be adjusted in four directions to suit any driver. The monitor also pivots through 52°, what more can you ask for?



The monitor pivots through 52 degrees so you can have it just where you want it.



**COLOUR-CODED PROGRAMMABLE
REMOTE VALVE SWITCHES**

NEW MULTICONTROLLER LEVER

FREELY PROGRAMMABLE BUTTONS 5 - 8

SPLIT THROTTLE



NEW 12 INCH TOUCHSCREEN MONITOR

ELECTRONIC JOYSTICK

FREELY PROGRAMMABLE BUTTONS 1- 4

QUICK ADJUSTMENT OF FLOWRATE AND
HYDRAULIC SETTINGS

CASE IH ENCODER AND "HOT KEY" BUTTONS FOR
QUICK ACCESS TO SETTINGS

THE OPERATING SYSTEM THAT ADJUSTS TO SUIT YOUR NEEDS

You've never had so many options

The Magnum's cab has always been synonymous with productivity, comfort and user-friendliness. But at Case IH, we aren't content to rest on our laurels. Instead, we asked customers all around the world what they would improve. The result is an operating concept that gives you the freedom to adapt all the functions of precision farming, tractor settings and connectivity to suit you personally.

AT YOUR FINGERTIPS

The ergonomic joystick was redesigned to include reconfigurable tractor functions. It's easy to reach on the armrest and features more functionality than ever before, including control of the front and rear remote valves, all transmission settings as well as ISOBUS functions.

MULTICONTROLLER WITH MORE FUNCTIONS

The newest version of the popular multicontroller unites perfect ergonomics with great functionality and can be customised for each driver's preferences. Four freely configurable buttons on the multicontroller can be programmed with any function you like so everything is always in reach, saving time and boosting efficiency. Additionally, four buttons on the remote valve pad can be configured with any remote valve.

ISOBUS function key assignments can also be saved for different implements. You and your employees are always in control of your fleet. The icons on the buttons are backlit for easier work even in the dark.

Magnum multicontroller features:

- Activation of the AccuGuide steering system
- Proportional control of the CVXDrive transmission and hand throttle of the PowerDrive transmission
- Power shuttle
- Front and rear hydraulics
- Change driving range with CVXDrive and shift with PowerDrive transmissions
- ISOBUS function assignment
- Control remote valves
- Activation of Headland Management Control HMC II
- Hot keys 5-8 can be programmed with over 100 functions



The icons on all switches are backlit when the headlights are on.



The optional joystick controls hydraulic and transmission functions.

NEW DETAILS FOR DISCERNING TASTES

The next level of working experience

A-PILLAR DISPLAY

The newly-designed colour display mounted on the A-pillar shows the driver an overview of the most important data regarding the fuel tank, AdBlue fill level, coolant temperature, transmission, rear hitch, PTO speed and ground speed. Its slim design fits unobtrusively into the A-pillar so as not to block your view out the front windscreen or side window.

NEW ACCESS MANAGEMENT

For the first time, Case IH has integrated useful functions into the key fob. Apart from locking and unlocking the cab with the push of a button, the new key fob also protects against unauthorized access and theft, since the tractor won't start without a recognized key.



The new remote key fob allows you to lock and unlock the cab without the key.



New shortcut keys make navigation a breeze.

THE MOST IMPORTANT FUNCTIONS

The control panel on the armrest has been completely redesigned. The buttons are grouped and colour-coded so you can tell them apart more easily. Transmission- and engine-related function buttons are orange, for example, while PTO buttons are yellow. Another unique new feature is the ability to navigate the touchscreen using the dial button encoder. Use the encoder for quick access to the work and setting menu, especially on the go. Near the encoder, shortcut buttons give the driver direct access to relevant functions.

AFS PRO 1200 TOUCHSCREEN MONITOR

The high-res all-rounder



SETTINGS JUST FOR YOU

The AFS Pro 1200 monitor gives you an overview of all tractor functions. It's easy to optimise the hydraulics, PTO, engine and transmission. Just use the Case IH encoder and shortcut keys for total control of your tractor's functions.



VIDEO INPUT

The monitor can show live video from several cameras at the rear of the tractor, or the rear of large implements such as a trailer or baler. This makes backing up with large implements easier than ever. One camera at the front and one at the rear can be factory-installed.



THE FREEDOM OF AUTOMATION WITH HMC II

The Magnum includes as standard the innovative headland management system HMC II to automate repeating processes. To increase productivity, processes can be recorded in real time while you work, or by inputting commands on the AFS monitor. Save valuable time in the headland and concentrate on your work.



EVERYTHING IN VIEW, EVERYTHING UNDER CONTROL

The high-res AFS Pro 1200 is as easy to use as your smartphone. Each driver can configure and save submenu and shortcut options to suit their needs.



This lets every driver utilise the full potential of the machine without annoying reconfiguration of preferences.

THE FREEDOM OF CONTROL

ISOBUS is a modern tractor/implement interface which allows the implement's operating screens to be displayed on the AFS Pro 1200 monitor. You don't need another monitor, saving you money. ISOBUS III allows the implement to control elements of the tractor, for example the remote valves, PTO, the position of the rear hydraulics and ground speed.



THE FREEDOM OF CHOICE

The AFS Pro 1200 monitor allows you to choose from over 100 functions to assign to eight freely-programmable keys. Functions like radio volume, increasing/decreasing fan speed of air conditioning or to answer/end phone calls can then be easily operated using the programmable buttons on the multicontroller or on the Integrated Control Panel (ICP). Your drivers always have the ideal settings at their fingertips.



PERFORMANCE MONITORING

The monitor also records total performance and daily stats. All data is sent directly from the AFS Pro 1200 monitor to your MyCaseIH platform for further analysis.







SIMPLY HIGH PERFORMANCE

Perfectly balanced components

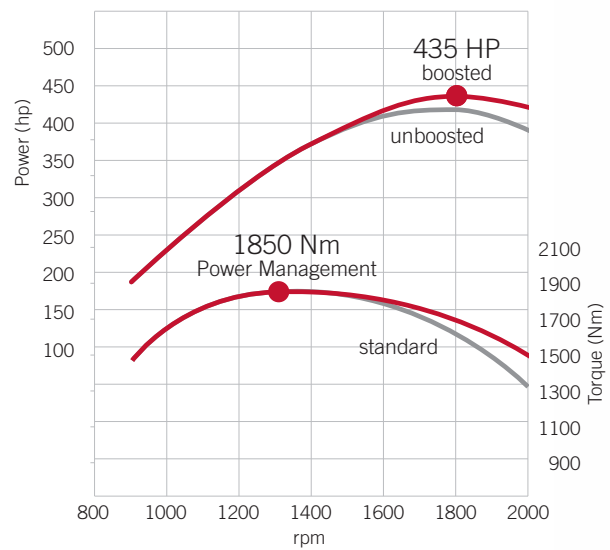
In the Magnum AFS Connect, Case IH designers have used only the most advanced technologies to create future-oriented drivetrain solutions. Engine, transmission and chassis prove themselves with efficiency, economy, and environmental compatibility.

The powerful engine combined with your choice of CVXDrive transmission or the proven PowerDrive full powershift transmission deliver unmatched efficiency and power to the ground.

Robustly engineered axles handle the heaviest implements, while the sensitive front axle suspension provides premium ride quality and reliable safety. The Magnum Rowtrac system rounds out the product options for the most discerning customers. Maximum traction, non-slip drive and full differential lock guarantee maximum traction that's gentle to your soil, even when making sharp turns.



MAGNUM 380 CVT



MAGNUM ENGINE TECHNOLOGY

Uncompromising performance in all conditions

The Magnum's FPT Cursor 9 engine with modern Common Rail four valve technology, intercooler and turbocharger with variable geometry (eVGT) is one of the most innovative and environmentally-compatible engines in the industry. These reliable engines are developed and produced by our sister company FPT, one of the most experienced specialists in the manufacture of high-performance engines for industrial applications.

MASSIVE POWER FROM THE 8.7L ENGINE

Case IH FPT engines achieve up to 10% power growth, providing the power you need when you need it. They also feature a power boost of up to 39 additional horsepower to maintain speed and productivity when on the road or using PTO applications. The system constantly monitors the operating conditions of the transmission, PTO and hydraulics, reacting to greater demand with additional power.

ENOUGH RESERVES WHEN NEEDED

Thanks to a massive torque rise of 40%, the engine has enough torque reserves to manage even the toughest pulling or PTO work even with falling rpms. This phenomenal pulling power results from the engine's ability to generate maximum torque over a large power range.



ADVANTAGES

- FPT engine technology from 250 to 400hp (rated)
- 600-hour service interval for engine oil and filter
- Exhaust brake optional on 340, 380 and 400 models
- Large fuel tanks up to 678l guarantee long working days without refuelling
- Vistronic cooling fan for optimum cooling performance

THE PROVEN FULL POWERSHIFT TRANSMISSION BY CASE IH

Efficient power transfer increases productivity

Today's powerful line-up of Magnum tractors is engineered to make your job easier and more productive, allowing you to keep up with the demands of farming. And, with two transmissions to choose from, you can be assured you have the most efficient power for your operation. No matter which option you choose, APM ensures the most fuel-efficient interaction between the engine and the transmission – effectively lowering fuel consumption.

The Magnum 250-340 models are fitted a highly-efficient 18x4 PowerDrive full powershift transmission. The 50kph version features 19 forward and four reverse gears. A new member of the team is an extra sturdy 21x5 PowerDrive transmission for the Magnum 400. You can choose between 40kph Eco and 50kph Eco road speed for even more fuel-efficient and quiet operation.

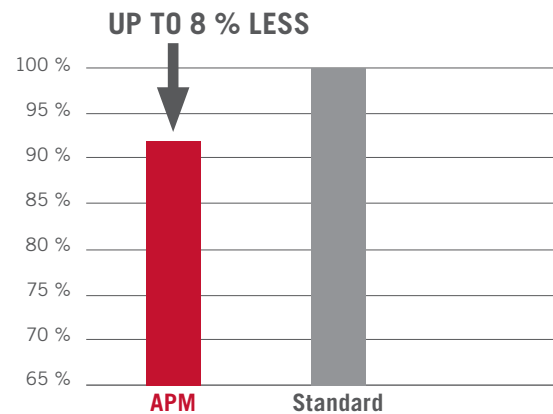
Transport and field work are fuel efficient thanks to the Automatic Productivity Management system or APM, which automatically selects the perfect engine speed and gear range to achieve your preset target speed.

LEAN BACK AND LET THE APM TAKE OVER

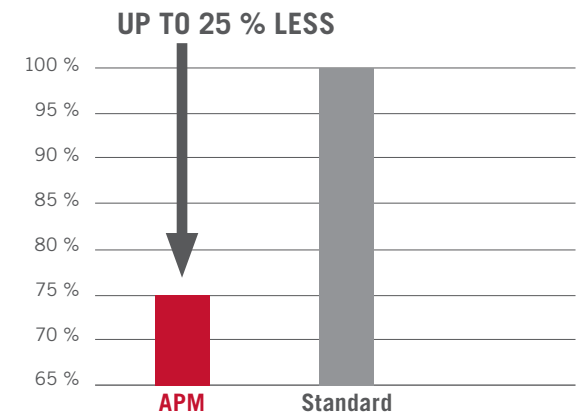
All you need to do is activate the APM in field or road mode, set the target speed on the multicontroller dial, and the APM takes care of the rest. You can concentrate on your work, while the APM takes care of gear changes and continuously adjusts engine speed to suit the load and the terrain. This increases ride quality and productivity on those long days in the field, and also maximises fuel efficiency.

ADVANTAGES

- 18x4 or 19x4 PowerDrive transmission with full powershift, 40kph, 40kph ECO or 50kph
- New 21x5 PowerDrive transmission with full powershift, 40kph Eco or 50kph Eco for Magnum 400
- Automatic Productivity Management (APM) system optimising tractor efficiency



Auto Road: reduced fuel consumption by using this mode



Auto Field: perfect fit for your productivity

CVXDRIVE - THE CONTINUOUSLY VARIABLE DRIVE

Our drive gets you going

ROBUST DESIGN

Well proven CVXDrive transmission delivers uninterrupted power to the ground, incorporating four ranges to be more efficient and deliver more power for tough jobs. Available on Magnum 250-340 CVXDrive and standard on Magnum 380 CVXDrive.

FUEL EFFICIENCY THANKS TO APM, NO MATTER THE JOB

The APM automatically controls the tractor's speed depending on the optimal engine speed and gear ratio. The system ensures you are always operating in the most efficient range.

Fuel consumption is further reduced by reaching the top speed of 50kph at just 1,350rpm. Work requiring extra slow travel is made easy by a creep speed of 30m/h.

SAFETY IS OUR PRIORITY

Working with the Magnum CVXDrive is easy and safe. When you stop on a steep slope, the factory-installed Active Hold function prevents the tractor rolling backwards, even with heavy implements or trailers. You can proceed forward without using the clutch or brakes.



ECODRIVE SPLIT THROTTLE

The ECODRIVE manual throttle allows the driver to preselect minimum and maximum engine speeds, adjusting engine speed range to the work at hand.

ADVANTAGES

- Continuously variable CVXDrive transmission 40kph ECO or 50kph ECO
- APM Automatic Productivity Management for best fuel efficiency
- Active Hold function keeps the loaded tractor stationary without applying the brakes

POWERFUL, AGILE, MANOEUVERABLE

Welcome to the king's class

It pays to have experience building large tractors. Case IH has created the new Magnum to work long hours under the toughest conditions. Robust engineering and the right drivetrain handle the heaviest loads with ease. Every single axle component was developed at our headquarters in Racine, USA, and put through its paces.

GETTING POWER TO THE GROUND

Tyres are available up to a diameter of 2.15m and a width of 900mm to maximise traction while minimising soil compaction. The long wheelbase of up to 3,155mm certainly helps get power where it's needed, as does the factory installed ballasting option with front ballast up to 1,225kg and rear wheel weights up to 2,500kg.

AXLES DEVELOPED IN-HOUSE

Case IH offers a large range of axles for each model, guaranteeing superior stability and high payloads. The category 5 HD rear axle and the category 5 front axle with optional suspension are robust versions with even higher payload capacity.

Controlled Traffic Farming (CTF) operations with row widths greater than 3 metres may benefit from an optional wider front axle.

EXCELLENT MANOEUVRABILITY

Thanks to valuable customer feedback, we have developed an advanced assisted braking system to reduce the Magnum's turn radius and protect headland soil, which automatically applies the rear brakes depending on your steering angle.

DRIVING YOU FORWARD


With quick set buttons in the armrest, it is easy to activate auto diff lock and auto 4WD without navigating submenus.

Some options include:

- Automatic deactivation of the differential lock depending on the position of the rear hoist.
- Automatic deactivation of differential lock when a certain degree of turn is reached

NEVER LOSE TOUCH


The Magnum's robust front suspension makes sure the wheels are always on the ground for maximum stability, traction and control. Whether you're in the field or driving at high speeds on the road, the suspension prevents the tractor from pitching and compensates bumps and bounces. The firmness of the suspension and suspension lock can be easily adjusted via the AFS Pro 1200 monitor in three modes: soft, medium and hard.



Full stability, a smooth ride and full power to the ground thanks to the front suspension.



Rear wheels weights are available of up to 2,500kg in total.



The Case IH Magnum engine is mounted in a heavy cast contoured chassis, reducing vibration throughout the machine as the engine is not a structural tractor component.

ADVANTAGES

- Front axle suspension for a smooth ride and increased traction
- 4WD and differential lock management
- Versatile tyre range up to 2.15m diameter
- Up to 1,225kg front ballast or 2x1.250kg rear wheel ballast
- Adaptive Steering Control (ASC) is standard
- Optional tyre pressure monitoring of tractor and trailers on the AFS Pro 1200 monitor

POWER TO THE GROUND

The fully-integrated solution

As a farmer, you know how important the soil is for agriculture in general and your operation in particular. It is the basis for dense planting and high yields. We at Case IH know that your most valuable resource needs to be treated carefully. This goal and our expertise in building track drives led us to combine all the advantages of a tracked machine with the best of a standard tractor. The Magnum Rowtrac offers maximum soil contact and top traction without sacrificing the ride quality or manoeuvrability of a wheeled tractor.



The positive drive system eliminates slippage between the drive wheel and rubber track in all conditions.

THE BEST OF BOTH WORLDS

The Case IH Quadtrac laid the groundwork, the Magnum Rowtrac is continuing the story - tracks up to 762mm wide are available to increase surface contact. The combination of wheels and tracks ensure four independent points of contact to the ground for better traction, perfect weight distribution and better soil protection in any conditions.

UNIQUE DESIGN

The track system was designed to integrate into the chassis from the beginning. Aftermarket solutions are not able to guarantee this level of power, loading capacity and ground clearance. The height of the track model is also the same as the wheeled version. With a



Oil gauge windows in the wheel hubs simplify daily inspections.

top permissible speed of 40kph your road trip is quick and comfortable.

NON-SLIP DRIVE KEEPS YOU MOVING

The tracks are always force locked, even in wet or muddy conditions. A large drive wheel engage the links on the rubber track, transforming high torque into forward movement. Slippage losses are a thing of the past. To ensure constant mechanical power, the triangular track is fitted with an automatic hydraulic tensioning system, similar to the system the Quadtrac uses.

LONG SERVICE LIFE, SIMPLE MAINTENANCE

To ensure the tracks are as long-lasting as possible, the Magnum Rowtrac is fitted with a wiper on the drive wheel as standard. Dirt and debris are kept from interfering with the drive unit. Additionally, the hub view ports allow the oil fill level to be inspected easily during daily maintenance.



ADVANTAGES

- Turns like wheels and floats like tracks
- Designed to run on tracks
- Three models available from 340 to 400HP
- 100% power transfer with positive drive
- 24.5 tons max. gross vehicle weight

COMMITTED TO THE EARTH

We protect your most important resource



TRACTION, NOT SLIPPAGE

The three suspended track rollers ensure that the weight of the tractor is evenly distributed over the whole surface of the track, following every contour on uneven ground. Get effective traction and minimise soil compaction even when pulling the heaviest loads. This is one of the biggest differences to machines with just one track on each side for two points of contact to the ground, which usually only generates effective traction from the back end. Rowtrac grips with four contact points.



SKY-HIGH ADVANTAGES, BUT DOWN TO EARTH

Case IH engineers analysed the weaknesses of standard tracked tractors very carefully. From this analysis came the roller design of the Magnum Rowtrac. Whereas twin-track tractors quickly lose ground contact, the Rowtrac's independent track suspension with its +/- 10 degree tilt plus the suspended front axle allow Magnum Rowtrac to follow the contours of uneven ground for perfect weight distribution, diesel efficiency, surface contact and traction. The result - maximum soil protection.

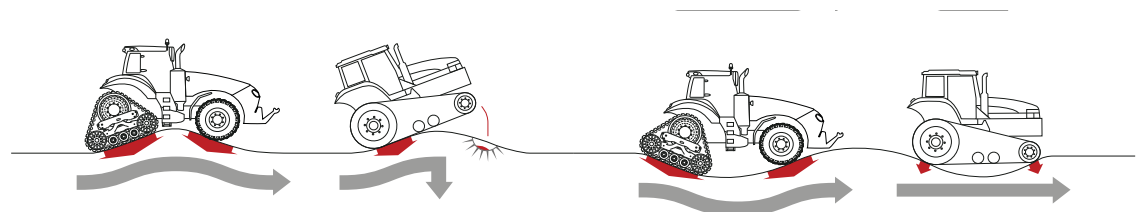
AS MANOUEVERABLE AND GENTLE ON THE SOIL

AS A WHEELED TRACTOR

The Magnum Rowtrac's strengths aren't limited to traction and footprint - tight turns in the headland are yet another highlight. Thanks to brake assisted steering and a unique track system design with higher deflection rollers, the Magnum Rowtrac turns without rutting, berming, or smearing the soil. Profit from a flat, easy-to-level track in the next cultivation step.

SUPERIOR UNDER EVERY CONDITION

Unlike other tracked tractors, the Rowtrac has a full differential lock on the front and rear axle so it always maintains traction even in the wettest conditions. With its excellent weight distribution and the large area of ground contact, the Rowtrac stays in control with rear hitch implements too. Pulling heavy loads around corners poses no problem for the Magnum Rowtrac. This is where other two-track solutions have to throw in the towel.









FULL POWER AHEAD

Maximum performance, maximum results

PTO options are essential and Magnum AFS Connect does not disappoint. The state-of-the-art components are perfect for power-hungry implements such as wood chippers, square balers and many more.

The combination of a high-performance hydraulics system and first-class high capacity displacement pumps help meet any challenge head-on. And the new backlit toggle switches to operate the remotes and freely programmable remote valves guarantee a comfortable working experience.

MASSIVE POWER OUTPUT AT THE PTO

At low rpm

The heavy-duty 1,000rpm PTO is perfectly matched to the high engine power of the new Magnum, delivering its best performance in difficult field conditions. Alternatively, you can opt for the 540/1,000rpm PTO.

UNIVERSAL REAR PTO

The transmission has been designed to achieve PTO speeds of 540 or 1,000rpm at an economical engine rpm of 1,803, lowering fuel consumption and of course, keeping the noise level down. The electronically controlled system allows for smooth modulation and protects the components.

EASY OPERATION

The PTO can be set to switch off or on automatically when a certain high position has been reached. For power hungry implements such as wood chippers or square balers, the PTO's starting torque has two intensity settings. This protects the implement and PTO from wear for a longer service life.

FACTORY INSTALLED FRONT PTO

The 1,000rpm front PTO runs at an engine speed of 1,803rpm and delivers a maximum power of 230hp through a wet clutch with Soft Start to its 1 3/8" shaft. A front PTO management system, which can be included in the headland management sequence, is also equipped as standard.



Intuitive layout for the automatic on/off settings for the height-dependant front and rear PTO

ADVANTAGES

- 540 or 540/1,000 rear PTO aligned to maximum engine power
- PTO management
- Soft Start PTO takes care of your implements
- Optional front PTO for greater productivity



Large range of uses thanks to optional front PTO (1,000rpm)



HIGH-PERFORMANCE HYDRAULICS SYSTEM

Our competitors aren't the only ones to feel the pressure

Magnum's pressure and flowrate controlled hydraulics system is perfectly matched to its horsepower class. Use any implement with ease.

POWER HAS A NEW NAME: MAGNUM

Magnum's advanced hydraulics system raises the bar again: choose from a selection of three different high-performance pumps with flowrates of 221l/min up to an amazing 282l/min. The dual axial piston pump version is especially suited to constant operation of power-hungry implements.

WELL-EQUIPPED

A Power Beyond connection with load sensing capabilities and up to six electro-hydraulic remote valves in the rear permit the use of complex implements. Up to three additional mid mounted electro-hydraulic remote valves come included with front linkage or front PTO for even more flexibility.

YOU'VE NEVER HAD SO MUCH FREEDOM

The controls for the remote valves set a new standard in configurability and comfort. Use the high definition AFS Pro 1200 monitor to assign up to four remote valves to hot keys on the multicontroller, or on the new joystick. The backlit toggle switches change colour depending on which remote valve has been assigned to them - another Magnum first. This simplifies operation

and reduces the risk of mix-ups. All of the remote valve settings are similarly intuitive. Time and bidirectional flow rate control can also be set on the AFS Pro 1200 touchscreen.

WE KEEP LIFTING WHEN OTHERS GET TIRED

The cat. 4 heavy-duty rear hydraulics with standard electronic hitch control provide up to 11,700kg lift capacity so that Magnum can work with heavier implements. The active cushion ride control prevents the implements from pitching and bouncing, increasing road transport drive quality.

INTEGRATED FRONT LINKAGE

You can further boost your productivity with an optional integrated front linkage. With 4,070kg of lifting power, it is available with optional 1,000rpm front PTO and external hydraulic couplers.



Shortcut keys bring you directly to the settings menu to configure your remote valves.



Configurable control switches with changing colours enable the individual assignment of the rear control units in the armrest.

ADVANTAGES

- Industry exclusive colour changing remote valve switches
- Up to 11,700kg lift capacity at the rear
- Up to 4,070kg front lift capacity
- Up to a massive 282l/min flow for high demand implements
- Up to six electro-hydraulic remote valves in the rear
- Up to three electro-hydraulic mid mounted remote valves
- Automatic trailer axle lock function





Slip
3 %

Engine Power
91 %



Date	Time	Fuel	Harvest	Slip
2023-10-10	08:00	100L	1500kg	2%
2023-10-10	09:00	120L	1800kg	3%
2023-10-10	10:00	140L	2000kg	4%
2023-10-10	11:00	160L	2200kg	5%
2023-10-10	12:00	180L	2400kg	6%
2023-10-10	13:00	200L	2600kg	7%
2023-10-10	14:00	220L	2800kg	8%
2023-10-10	15:00	240L	3000kg	9%
2023-10-10	16:00	260L	3200kg	10%
2023-10-10	17:00	280L	3400kg	11%
2023-10-10	18:00	300L	3600kg	12%
2023-10-10	19:00	320L	3800kg	13%
2023-10-10	20:00	340L	4000kg	14%
2023-10-10	21:00	360L	4200kg	15%
2023-10-10	22:00	380L	4400kg	16%
2023-10-10	23:00	400L	4600kg	17%
2023-10-10	00:00	420L	4800kg	18%
2023-10-10	01:00	440L	5000kg	19%
2023-10-10	02:00	460L	5200kg	20%
2023-10-10	03:00	480L	5400kg	21%
2023-10-10	04:00	500L	5600kg	22%
2023-10-10	05:00	520L	5800kg	23%
2023-10-10	06:00	540L	6000kg	24%
2023-10-10	07:00	560L	6200kg	25%
2023-10-10	08:00	580L	6400kg	26%
2023-10-10	09:00	600L	6600kg	27%
2023-10-10	10:00	620L	6800kg	28%
2023-10-10	11:00	640L	7000kg	29%
2023-10-10	12:00	660L	7200kg	30%
2023-10-10	13:00	680L	7400kg	31%
2023-10-10	14:00	700L	7600kg	32%
2023-10-10	15:00	720L	7800kg	33%
2023-10-10	16:00	740L	8000kg	34%
2023-10-10	17:00	760L	8200kg	35%
2023-10-10	18:00	780L	8400kg	36%
2023-10-10	19:00	800L	8600kg	37%
2023-10-10	20:00	820L	8800kg	38%
2023-10-10	21:00	840L	9000kg	39%
2023-10-10	22:00	860L	9200kg	40%
2023-10-10	23:00	880L	9400kg	41%
2023-10-10	00:00	900L	9600kg	42%
2023-10-10	01:00	920L	9800kg	43%
2023-10-10	02:00	940L	10000kg	44%
2023-10-10	03:00	960L	10200kg	45%
2023-10-10	04:00	980L	10400kg	46%
2023-10-10	05:00	1000L	10600kg	47%
2023-10-10	06:00	1020L	10800kg	48%
2023-10-10	07:00	1040L	11000kg	49%
2023-10-10	08:00	1060L	11200kg	50%
2023-10-10	09:00	1080L	11400kg	51%
2023-10-10	10:00	1100L	11600kg	52%
2023-10-10	11:00	1120L	11800kg	53%
2023-10-10	12:00	1140L	12000kg	54%
2023-10-10	13:00	1160L	12200kg	55%
2023-10-10	14:00	1180L	12400kg	56%
2023-10-10	15:00	1200L	12600kg	57%
2023-10-10	16:00	1220L	12800kg	58%
2023-10-10	17:00	1240L	13000kg	59%
2023-10-10	18:00	1260L	13200kg	60%
2023-10-10	19:00	1280L	13400kg	61%
2023-10-10	20:00	1300L	13600kg	62%
2023-10-10	21:00	1320L	13800kg	63%
2023-10-10	22:00	1340L	14000kg	64%
2023-10-10	23:00	1360L	14200kg	65%
2023-10-10	00:00	1380L	14400kg	66%
2023-10-10	01:00	1400L	14600kg	67%
2023-10-10	02:00	1420L	14800kg	68%
2023-10-10	03:00	1440L	15000kg	69%
2023-10-10	04:00	1460L	15200kg	70%
2023-10-10	05:00	1480L	15400kg	71%
2023-10-10	06:00	1500L	15600kg	72%
2023-10-10	07:00	1520L	15800kg	73%
2023-10-10	08:00	1540L	16000kg	74%
2023-10-10	09:00	1560L	16200kg	75%
2023-10-10	10:00	1580L	16400kg	76%
2023-10-10	11:00	1600L	16600kg	77%
2023-10-10	12:00	1620L	16800kg	78%
2023-10-10	13:00	1640L	17000kg	79%
2023-10-10	14:00	1660L	17200kg	80%
2023-10-10	15:00	1680L	17400kg	81%
2023-10-10	16:00	1700L	17600kg	82%
2023-10-10	17:00	1720L	17800kg	83%
2023-10-10	18:00	1740L	18000kg	84%
2023-10-10	19:00	1760L	18200kg	85%
2023-10-10	20:00	1780L	18400kg	86%
2023-10-10	21:00	1800L	18600kg	87%
2023-10-10	22:00	1820L	18800kg	88%
2023-10-10	23:00	1840L	19000kg	89%
2023-10-10	00:00	1860L	19200kg	90%
2023-10-10	01:00	1880L	19400kg	91%
2023-10-10	02:00	1900L	19600kg	92%
2023-10-10	03:00	1920L	19800kg	93%
2023-10-10	04:00	1940L	20000kg	94%
2023-10-10	05:00	1960L	20200kg	95%
2023-10-10	06:00	1980L	20400kg	96%
2023-10-10	07:00	2000L	20600kg	97%
2023-10-10	08:00	2020L	20800kg	98%
2023-10-10	09:00	2040L	21000kg	99%
2023-10-10	10:00	2060L	21200kg	100%
2023-10-10	11:00	2080L	21400kg	101%
2023-10-10	12:00	2100L	21600kg	102%
2023-10-10	13:00	2120L	21800kg	103%
2023-10-10	14:00	2140L	22000kg	104%
2023-10-10	15:00	2160L	22200kg	105%
2023-10-10	16:00	2180L	22400kg	106%
2023-10-10	17:00	2200L	22600kg	107%
2023-10-10	18:00	2220L	22800kg	108%
2023-10-10	19:00	2240L	23000kg	109%
2023-10-10	20:00	2260L	23200kg	110%
2023-10-10	21:00	2280L	23400kg	111%
2023-10-10	22:00	2300L	23600kg	112%
2023-10-10	23:00	2320L	23800kg	113%
2023-10-10	00:00	2340L	24000kg	114%
2023-10-10	01:00	2360L	24200kg	115%
2023-10-10	02:00	2380L	24400kg	116%
2023-10-10	03:00	2400L	24600kg	117%
2023-10-10	04:00	2420L	24800kg	118%
2023-10-10	05:00	2440L	25000kg	119%
2023-10-10	06:00	2460L	25200kg	120%
2023-10-10	07:00	2480L	25400kg	121%
2023-10-10	08:00	2500L	25600kg	122%
2023-10-10	09:00	2520L	25800kg	123%
2023-10-10	10:00	2540L	26000kg	124%
2023-10-10	11:00	2560L	26200kg	125%
2023-10-10	12:00	2580L	26400kg	126%
2023-10-10	13:00	2600L	26600kg	127%
2023-10-10	14:00	2620L	26800kg	128%
2023-10-10	15:00	2640L	27000kg	129%
2023-10-10	16:00	2660L	27200kg	130%
2023-10-10	17:00	2680L	27400kg	131%
2023-10-10	18:00	2700L	27600kg	132%
2023-10-10	19:00	2720L	27800kg	133%
2023-10-10	20:00	2740L	28000kg	134%
2023-10-10	21:00	2760L	28200kg	135%
2023-10-10	22:00	2780L	28400kg	136%
2023-10-10	23:00	2800L	28600kg	137%
2023-10-10	00:00	2820L	28800kg	138%
2023-10-10	01:00	2840L	29000kg	139%
2023-10-10	02:00	2860L	29200kg	140%
2023-10-10	03:00	2880L	29400kg	141%
2023-10-10	04:00	2900L	29600kg	142%
2023-10-10	05:00	2920L	29800kg	143%
2023-10-10	06:00	2940L	30000kg	144%
2023-10-10	07:00	2960L	30200kg	145%
2023-10-10	08:00	2980L	30400kg	146%
2023-10-10	09:00	3000L	30600kg	147%
2023-10-10	10:00	3020L	30800kg	148%
2023-10-10	11:00	3040L	31000kg	149%
2023-10-10	12:00	3060L	31200kg	150%
2023-10-10	13:00	3080L	31400kg	151%
2023-10-10	14:00	3100L	31600kg	152%
2023-10-10	15:00	3120L	31800kg	153%
2023-10-10	16:00	3140L	32000kg	154%
2023-10-10	17:00	3160L	32200kg	155%
2023-10-10	18:00	3180L	32400kg	156%
2023-10-10	19:00	3200L	32600kg	157%
2023-10-10	20:00	3220L	32800kg	158%
2023-10-10	21:00	3240L	33000kg	159%
2023-10-10	22:00	3260L	33200kg	160%
2023-10-10	23:00	3280L	33400kg	161%
2023-10-10	00:00	3300L	33600kg	162%
2023-10-10	01:00	3320L	33800kg	163%
2023-10-10	02:00	3340L	34000kg	164%
2023-10-10	03:00	3360L	34200kg	165%
2023-10-10	04:00	3380L	34400kg	166%
2023-10-10	05:00	3400L	34600kg	167%
2023-10-10	06:00	3420L	34800kg	168%
2023-10-10	07:00	3440L	35000kg	169%
2023-10-10	08:00	3460L	35200kg	170%
2023-10-10	09:00	3480L	35400kg	171%
2023-10-10	10:00	3500L	35600kg	172%
2023-10-10	11:00	3520L	35800kg	173%
2023-10-10	12:00	3540L	36000kg	174%
2023-10-10	13:00	3560L	36200kg	175%
2023-10-10	14:00	3580L	36400kg	176%
2023-10-10	15:00	3600L	36600kg	177%
2023-10-10	16:00	3620L	36800kg	178%
2023-10-10	17:00	3640L	37000kg	179%
2023-10-10	18:00	3660L	37200kg	180%
2023-10-10	19:00	3680L	37400kg	181%
2023-10-10	20:00	3700L	37600kg	182%
2023-10-10	21:00	3720L	37800kg	183%
2023-10-10	22:00	3740L	38000kg	184%
2023-10-10	23:00	3760L	38200kg	185%
2023-10-10	00:00	3780L	38400kg	186%
2023-10-10	01:00	3800L	38600kg	187%
2023-10-10	02:00	3820L	38800kg	188%
2023-10-10	03:00	3840L	39000kg	189%
2023-10-10	04:00	3860L	39200kg	190%
2023-10-10	05:00	3880L	39400kg	191%
2023-10-10	06:00	3900L	39600kg	192%
2023-10-10	07:00	3920L	39800kg	193%
2023-10-10	08:00	3940L	40000kg	194%
2023-10-10	09:00	3960L	40200kg	195%
2023-10-10	10:00	3980L	40400kg	196%
2023-10-10	11:00	4000L	40600kg	197%
2023-10-10	12:00	4020L	40800kg	198%
2023-10-10	13:00	4040L	41000kg	199%
2023-10-10	14:00	4060L	41200kg	200%
2023-10-10	15:00	4080L	41400kg	201%
2023-10-10	16:00	4100L	41600kg	202%
2023-10-10	17:00	4120L	41800kg	203%
2023-10-10	18:00	4140L	42000kg	204%
2023-10-10	19:00	4160L	42200kg	205%
2023-10-10	20:00	4180L	42400kg	206%
2023-10-10	21:00	4200L	42600kg	207%
2023-10-10	22:00	4220L	42800kg	208%
2023-10-10	23:00	4240L	43000kg	209%
2023-10-10	00:00	4260L	43200kg	210%
2023-10-10	01:00	4280L	43400kg	211%
2023-10-10	02:00	4300L	43600kg	212%
2023-10-10	03:00	4320L	43800kg	213%
2023-10-10	04:00	4340L	44000kg	214%
2023-10-10	05:00	4360L	44200kg	215%
2023-10-10	06:00	4380L	44400kg	216%
2023-10-10	07:00	4400L	44600kg	217%
2023-10-				

PRECISION FOR SUCCESS

Save costs and protect the environment with Case IH Advanced Farming Systems (AFS™)



As one of the leading agricultural manufacturers of precision farming technology, Case IH offers a range of applications that combine information input and the unique AFS Connect telematics portal into a goal-oriented data management system for registered machines. This pioneering role is underlined by value-adding features such as the latest Advanced Farming System (AFS™), full ISOBUS compability and the HMC II headland management system. Likewise, we have enabled the headland management system (HMC II) to automate more and more of the tractor's operations. With repeatable accuracy, reduced overlaps, lower operating costs, and maximisation of profits, AFS ensures both precision and success.

CASE IH AFS™

Take advantage of maximum precision - day in and day out

Case IH Advanced Farming Systems (AFS™) have been at the forefront of precision farming for more than a decade. Case IH AFS tools include everything you need to achieve accuracy from 15cm down to 2.5cm, reduce overlaps, cut operating costs and maximise your profitability.

ADVANCED VEHICLE CONTROL

The latest AFS Pro 1200 monitor provides interactive vehicle configuration and control. Keep an eye on yield, fuel consumption and work rates, connect external cameras, keep job records and manage ISOBUS implements, all from one screen. With the screen-sharing function, the tractor monitor can be connected to the PC of the farm manager or service technician to guarantee the best possible support of the driver.

INDUSTRY-LEADING PRECISION

The fully-integrated Accuguide guidance system helps you complete your field work with industry-leading precision. The completely redesigned AFS Vector Pro receiver reliably processes signals, providing you up to 2.5cm pass-on-pass accuracy.

Don't worry about line-of-sight signal reception; our xFill app bridges the RTK system for up to 20 minutes so you stay on track even if the signal is lost.

MYCASEIH

MyCaseIH is an innovative cloud-based solution which allows you to stay connected to your machine, your fields and even your dealership. No matter where and when, this platform allows you to easily share information with your Case IH dealer, your operation or trusted business partners. You always have full control of your data and decide what to do with it.

STAY CONNECTED

The Case IH AFS Connect™ telematics system allows farm owners and managers to monitor and manage their machinery from anywhere. You can locate machines in real time with your office computer, tablet, or smartphone, and access their performance data from the network no matter where you are. Data analysis can help you optimise yield, area output, logistics, fuel efficiency and performance.



AFS Vector Pro receiver

ADVANTAGES

- Accuracy options available from 15 to 2.5cm
- Receivers use GPS, Galileo and GLONASS signals for higher network coverage
- Integrated Accuguide auto-guidance for Magnum AFS Connect
- xFill bridges RTK+ signal gaps of up to 20 minutes





AFS CONNECT

Manage your farm, fleet and data remotely



AFS Connect lets you remotely monitor and manage your farm, fleet and data, allowing you to optimise your performance, productivity and flexibility. Efficiently visualise your equipment with little to no idle time. With all the information at your fingertips, you can successfully manage your operations anytime, anywhere!

USER-FRIENDLY INTERFACE

- New, intuitive and redesigned interface with all information at your disposal
- Ergonomic platform divided into three sections: fleet, farm and data

TIME-SAVING MANAGEMENT

- Visualisation of data from multiple machines in one field
- Manage your activity and transfer data from your office to machines and vice versa

MAXIMUM PRODUCTIVITY ENHANCING DECISION MAKING

- Notifications and visualisation of critical operating parameters
- Connect and share securely with Application Programming Interface (API)



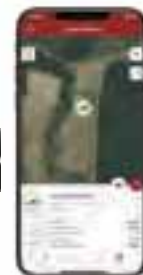
Go anywhere, see everything

RECEIVE UPDATES ON YOUR DAILY OPERATIONS

- See, share and manage data on the go, in real time, from any device
- View updated machine telematic data and fault codes remotely

THE ULTIMATE SOLUTION FOR WHEN YOU'RE ON THE MOVE.

- Live vehicle map lets you find machines' locations and get driving directions
- Share vehicle info, location and directions with various apps (e.g. WhatsApp) on your phone



YOUR ALL-NEW DESTINATION FOR CASE IH PRODUCT SUPPORT

MYCASEIH is a new free cloud-based platform which gives you a single place to log in for access to everything related to your Case IH farm equipment. Find an overview of all your machine and equipment, manage your users and access a support knowledge section with operator manuals, support documents, parts catalogues and more. The platform is available on all devices: smartphone (Apple and Android), tablet and desktop.

VISIT US AT [MY.CASEIH.COM](https://my.caseih.com)



FARM MANAGEMENT

GET MORE DONE EACH DAY

Optimise your time by easily organising your fields, applications and agronomic data



FLEET MANAGEMENT

TRACK, MONITOR AND MANAGE YOUR ENTIRE FLEET

Efficiently track your equipment's location and view machine parameters in real time



DATA MANAGEMENT

CONNECT AND SHARE DATA

Securely share your farm data with trusted partners, anytime, anywhere

MANAGE YOUR COMPANY

Managing your fields and your data can be time-consuming. AFS Connect optimises your time by easily organising your fields, applications and agronomic data. With a wealth of information at your fingertips, you can boost your operation's performance.

- **Data visualisation:** access agronomic data in near real-time for all your seeding, application and yield activities. Included: topographic, weather, equipment, or prescriptions information.
- **Reporting:** capture all of your critical farming information on the go or directly from your equipment. Plan upcoming activities, manage logistics, share data with your trusted advisors and make informed decisions.
- **Usability:** Keeping track of everything going on in your operation has never been easier. Whether you're on the road, in the field or at the office, the intuitive user interface keeps you informed.

MANAGE YOUR PRODUCTIVITY

When all your equipment operates efficiently with little to no idle time, you have the peace of mind that comes with working smarter and knowing that you're doing all you can to make the most of each growing season.

- **Fleet overview:** access key information with detailed performance values for each machine by vehicle type. The map overview allows visualisation of connected equipment to more efficiently execute infield operations and coordinate the fleet.
- **Vehicle details page:** access recent machine operations and get a seven day report of the vehicle status by hours and fuel usage.
- **Fault history and notifications:** view and filter the faults shown to the operator on the in-cab displays. Configure and set-up notifications such as vehicle speeds, oil temperature, engine load or fuel level and receive them via web or via text messages.

MANAGE YOUR DATA EXCHANGE

Seamlessly manage, share and move data — all while ensuring you stay in complete control with your preferred trusted business partners.

- **Secure data sharing:** Securely share selected data with trusted partners while keeping complete control on who can access each piece of generated data.
- **Third-party partners:** wirelessly transfer two-way data between AFS Connect and trusted third-party suppliers (AgDNA, Cropio, Farmers Edge™, Trimble® Ag Software, Climate Field View...) to make the most of agronomic data and drive daily management decisions.
- **Solutions for mixed fleets:** Case IH customers benefit from a comprehensive solution for sharing data thanks to two recent partnerships:
 - DataConnect is a new cloud-to-cloud interface, in partnership with CLAAS, 365FarmNet, John Deere and New Holland. Mixed-brand fleets owners can look forward to easier data exchange and management without compatibility issues.
 - With the universal data transfer hub Agrirouter (including many other tractor and implement brands like AGCO, SDF, Krone, Pöttinger, Lemken, Kuhn, etc., list available at <https://my-agrirouter.com/en/agrirouter/brands/>) to help ensure compatibility of tractor and implement data management systems.



INTEGRATED SOLUTIONS

For maximum productivity

Take a blank piece of paper, years of research, and a pinch of input from our most qualified experts: our customers. The result is an operating concept that sets new standards in ease of operation, customisability and user-friendliness.

THE IDEAL OPERATOR EXPERIENCE

The heart of the Magnum is the new multicontroller armrest with integrated AFS Pro 1200 monitor, which can be controlled either via the touchscreen interface or via the Case IH encoder. Endless submenus are a thing of the past - preprogrammed shortcut keys make navigation much easier. Eight programmable buttons, four of which are on the multicontroller, can be programmed with over 100 functions.

Do you want to control the radio volume from the multicontroller? Not a problem - the new AFS Connect Magnum gives you the freedom to set up your workspace the way you like it.

REMOTELY MONITOR YOUR MAGNUM TRACTOR

You Magnum AFS Connect is always connected to your MyCaseIH control centre in real time via wireless data transfer. MyCaseIH allows you to see the same display settings your driver sees while managing the data coming in from the field. At the same time, your dealer is able to remotely access the AFS Pro 1200 monitor to assist your driver with operation and settings.

AFS CONNECT VIEW

No matter where or when, the farm manager or dealer can easily see the same screen as the driver in the tractor cab - in real time!

AFS CONNECT SUPPORT PRO

Say goodbye to downtime caused by faults! Now you can work together with your local Case IH dealer to remotely troubleshoot maintenance and service issues, including identifying any spares you may need to keep your machine running.

FIRMWARE OVER THE AIR (FOTA).

Skip the drive to the dealer - your Magnum can receive software updates wirelessly, allowing you to access all the latest functions as soon as they're available.



GET THE MOST OUT OF YOUR TRACTOR

HMC II headland management and AccuTurn Pro plus integrated ISOBUS compatibility

HMC II

Magnum models feature Headland Management Control II, which is designed to assist the driver when turning at the headland. Each step can be programmed either by time or distance travelled. In addition, triggers for various other automated functions can be set, such as lowering the engine speed after lifting the implement. A headland sequence can be recorded while driving or programmed on the stand. The sequence can be played back manually or automatically via the multicontroller or the AFS Pro 1200 monitor.

NEXT GEN COMPATIBILITY

With ISOBUS II, an implement can easily be controlled directly from the AFS Pro 1200 monitor.

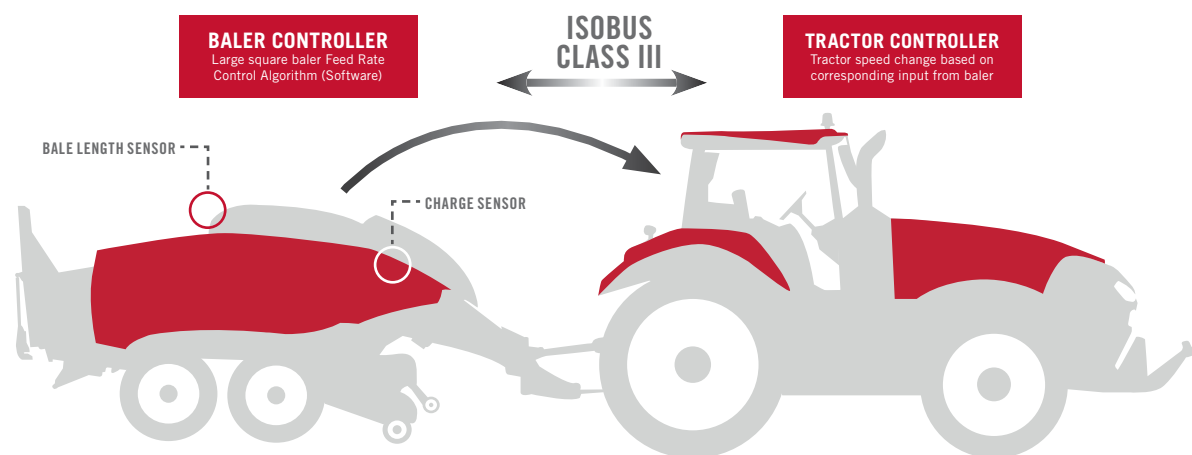
With ISOBUS III, the implement automatically controls aspects of the Magnum. The tractor will automatically adjust forward speed, steering (option), hitch position and PTO speed, as well as operating remote valves depending on the implement's needs. The result is perfect cooperation and efficiency of the implement and tractor.

SMART HEADLAND TURNS

Our brand new AFS AccuTurn Pro technology combines headland management and headland turning, automating the entire headland sequence by calculating the optimum turning path and speed and controlling the implement. Experience the next generation of efficiency and comfort.

ADVANTAGES

- Headland Management Control II automates workflows for less driver fatigue and higher productivity
- ISOBUS III optional for best efficiency: the attached implement controls, for example, tractor speed, steering (option), hitch raise/lower and PTO speed.
- AccuTurn Pro combines automatic steering and headland turning functions for complete automation







BE A FARMER

We take care of the rest

At Case IH, we see it as our responsibility to be at the customer's side anytime he or she has a question. Our intensive aftersales support includes a comprehensive service package and customer service programme, which has the answer to any question. A strong local network allows us to be close to you when you need us. Our services include tech support via remote diagnosis to our sophisticated Firmware Over The Air system to wireless software updates to financing, AFS questions, service checks and even organisation and provision of the right spare parts. That's what modern service is all about.



UPTIME IS ALWAYS ON OUR MIND

Because it's always on yours

KEEP DRIVING!

When there's a busy day ahead of you, the last thing you want is to waste time on servicing your tractor. When you run a Magnum tractor, daily checks and regular maintenance are easy and quick. For example, the radiator package is easy to clean and the air filter is conveniently located for quick inspection. Just make your quick checks and drive off!

MAXIMUM UPTIME, MINIMUM SERVICE COSTS

The Magnum with Tier 2 engine technology keeps you working, reducing maintenance and costly downtime to a minimum. The long 600 hour service intervals are just one of the many features that drive down your maintenance and service costs.

REMOTE CAPABILITIES

Added connectivity helps to maximise uptime and keep operators in the field via support features available in the Magnum AFS Connect:

- Remote service support: allows dealers to remotely identify maintenance and service needs, to proactively determine what parts are needed, without ever needing to visit the operation.
- Remote display viewing: allows a farm manager or dealer to view exactly what an operator is seeing on the AFS Pro 1200 display in the cab.
- Firmware Over The Air (FOTA): allows dealers to push wireless updates to operating firmware.



Case IH has more professionals in the field than anyone else. Our dealers have the experience to help you manage your equipment to maximise yields and your bottom line. Parts and service technicians have the expertise to assist you before, during and after the sale. And Case IH Finance will work with you to customise financing solutions to identify what works best for your needs and your farm. It's an integrated equipment, service and financing system in one package. All of it focused on your operation.

TECHNICAL SUPPORT | SERVICE | PARTS

SYSTEM SOLUTIONS

We'll keep you farming.

GENUINE **PARTS**

WE KEEP YOUR EQUIPMENT RUNNING.

Your Case IH dealer understands you need to optimise the return on your investment. That means fitting the right horsepower and capabilities with the tools and implements that best fit your farm. Your dealer can recommend the appropriate options package, with proper tyres and weighting and ballasting packages for optimum performance. They will also analyse results with you, paddock by paddock.



STANDARD REDCOVER PLUS PROTECTION PLAN (SPP).

At Case IH we understand the importance of your product being serviced and maintained in good working order when it counts. We recognise you expect your product will deliver on the ever increasing productivity demands. Case IH customers deserve the additional peace of mind of knowing your product is covered should the unexpected occur with REDCover Plus Protection Plan (SPP).

Magnum AFS Connect series tractors receive a total of 2 years (24 months) or 2,000 hours (whichever occurs first) total coverage. Talk to your local dealer about the option of an extended warranty.



CASE IH FINANCE

OFFERING FINANCIAL SOLUTIONS FOR EVERY APPLICATION.

Specifically tailored around you and your machinery, it can include maintenance contracts, servicing, telematics, insurance and Case IH finance packages. Most importantly, it provides peace of mind, mechanical coverage and makes the cost of ownership clear and easy to manage. All the back-up you need, so we can keep you farming.



SUSTAINABILITY

It's part of everything we do



REDUCE THE CONSUMPTION OF RESOURCES BY MOVING FROM FOSSIL FUELS TO A **RENEWABLE ENERGY SYSTEM**



INCREASE AGRICULTURAL PRODUCTIVITY TO **IMPROVE FOOD** AVAILABILITY



REDUCE **ENVIRONMENTAL IMPACT** AND OPTIMISE **ENERGY CONSUMPTION** IN ALL COMPANY PROCESSES



INCREASE OPPORTUNITIES FOR EXCHANGING **IDEAS** AND **GOOD PRACTICES** WITH ALL **STAKEHOLDERS**

Case IH is part of CNH Industrial, one of the world's largest capital goods companies. It has a firm focus on its environmental responsibilities, and has been a nine-time leader in the Dow Jones Sustainability Index.

Within the CNH Industrial group:

- 91% of waste is recovered
- 27.5% of water used is recycled and
- 56% of electricity used is from renewable sources.

Being a global leader in capital goods carries great responsibilities, which means that we must be accountable for every global activity we perform. Our responsibility does not stop at the factory gate, and we have made great efforts to be proactive when it comes to the broader global issues surrounding sustainability.

Over the years, our work in research and development has been geared towards ensuring that our products continue to

achieve increasingly high standards in terms of safety and eco-compatibility. Rather than limiting customers to a choice between low operating costs and eco-efficiency, our strategy is to offer products that deliver both.

By providing innovative products and solutions that abide by environmentally responsible operating practices, Case IH is doing its part to address global issues such as climate change. Today's companies face complex and interconnected challenges that demand an ever-evolving approach to sustainability, a scenario that Case IH believes is an important driver in creating long-term value for all its stakeholders, which is a core objective of the brand.

At Case IH, our engineers are focused on producing machines that not only work on the land, but work with it too.

THE SUSTAINABILITY GROWTH DRIVERS ARE:

- Necessity of feeding an increasing population
- Importance of soil protection for future generations
- Growing sustainable farming solutions
- Increasing public awareness
- Fostering people engagement

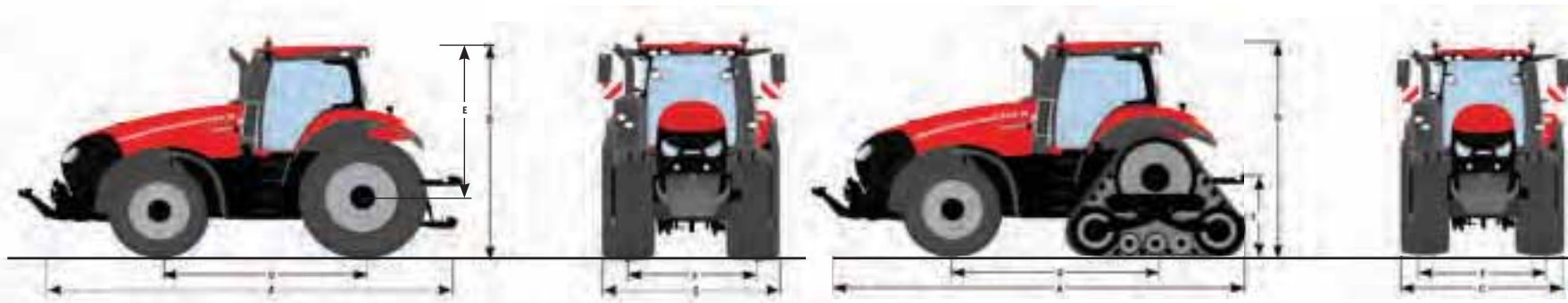


MODELS	Magnum™ 250		Magnum™ 280		Magnum™ 310		Magnum™ 340		Magnum™ 380		Magnum™ 400																	
ENGINE													FPT															
Number of cylinders													6															
Type													Common Rail diesel engine with 24 valves, turbocharged and intercooled															
Emission level													Tier II															
Capacity [cm³]													8,700															
Maximum power ECE R120 ¹⁾ Power Management ²⁾ [kW/hp(CV)]													235 / 320		258 / 351		281 / 382		301 / 409		320 / 435		– / –					
Maximum power ECE R120 ¹⁾ [kW/hp(CV)]													209 / 284		232 / 315		255 / 347		275 / 374		307 / 418		320 / 435					
... at engine speed [rpm]													1,800															
Rated power ECE R120 ¹⁾ Power Management ²⁾ [kW/hp(CV)]													210 / 286		232 / 315		255 / 347		276 / 375		305 / 415		- / –					
Rated power ECE R120 ¹⁾ [kW/hp(CV)]													184 / 250		206 / 280		229 / 311		250 / 340		279 / 379		291 / 396					
... at engine speed [rpm]													2,200															
Maximum torque Power Management ²⁾ [Nm @ 1,300-1,400rpm]													1,407		1,558		1,708		1,800		1,850		–					
Maximum torque [Nm @ 1,300-1,400rpm]													1,229		1,381		1,531		1,671		1,850		1,850					
Torque rise Standard / Power Management ²⁾ [%]													40 / 40		40 / 41		40 / 40		40 / 37		39 / 27		33 / –					
Fuel tank capacity diesel PowerDrive / CVXDrive / Rowtrac [litres]													765															
TRANSMISSION																												
19x4 PowerDrive 40kph Eco or 50kph - 19Fx4R													○															
21x5 PowerDrive 40kph Eco or 50kph Eco													–															
Continuously variable transmission 40kph Eco or 50kph													○															
Powershuttle - left and right hand													●															
Rear axle diff-lock type													Electro-hydraulic															
Service brake													Hydraulically operated multiple wet disc brake, self adjusting															
POWER TAKE OFF																												
Engagement type													Electro-hydraulic															
Speeds Standard (Option)													1,000 (540/1,000)															
... at engine speed [rpm]													1,803 (1,592/1,803)															
Shaft type Standard (Option)													1 3/4" 20 splines (1 3/8" 6 splines (540rpm) or 1 3/8" 21 splines (1,000rpm) or 1 3/4" 20 splines (1,000rpm))															
FRONT HITCH AND PTO																												
Front PTO 1,000 Speed @ 1,804rpm													○															
Front hitch lift capacity [kg]													4,070															
FRONT AXLE																												
Front axle category Standard													Cat.4.75 with diff lock		Cat.5 with diff lock		Cat.4.75 (Cat.5)		Cat.5 (-)		Cat.5 (-)		Cat.5 (-)					
Front axle suspension													Optional on Classic / Standard on Ultimate															
Steering angle [°]													55															
Min. turning radius ³⁾ track setting 1,800mm [m]													4.8		5.3													
HYDRAULIC SYSTEM																												
System type													Variable displacement, pressure flow compensated pump															
Max. pump flow rate Standard / High Flow / Twin-Flow [l/min]													– / 221 / 282															
System pressure [bar]													210															
Control type													Electronic Hitch Control (EHC) with hitch ride control, optional hydraulic top link and automatic stabilisers optional															
Max. lift capacity [kg]													8,550		9,130		9,130		10,200									
OECD lift capacity through range @ 610mm [kg]													6,337		6,706		6,706		7,416									
Max. number of rear remote valves													4 electronic remote valves standard with individual remote valve timer and flow controls - 5th and 6th valves optional															
Remote valve timer control													0 - 30 seconds on all models															
Category type													Cat III / IIIN		Cat IVN / III						Cat IV HD							
Slip control													○															

● Standard ○ Option – not available ¹⁾ECE R120 correspond to ISO 14396 and 97/68/EC ²⁾Power Management is only available during mobile PTO and haulage applications ³⁾ With standard tyres

MODELS	Magnum™ 250		Magnum™ 280	Magnum™ 310	Magnum™ 340	Magnum™ 380	Magnum™ 400
WEIGHT							
Approximate shipping weight standard / suspended front axle [kg]	10,830 / 11,290			10,910 / 11,415		11,730 / 12,190	
Permissible total weight Cat.4.75 / Cat.5 front axle [kg]	17,530 / –		– / 18,000	17,530 / 17,850		– / 18,000	
Max. permissible weight front Cat.4.75 / Cat.5 front axle [kg]	6,030 / –		– / 7,760	6,030 / 6,350		– / 7,760	
Max. permissible weight rear axle [kg]					11,500		
DIMENSIONS ³⁾							
A: Total length only carrier / front hitch / front weights [mm]	6,015 / 6,295 / 6,225				–	–	–
with heavy-duty rear axle [mm]	–				6,299 / 6,575 / 6,505		
B: Total height [mm]	3,105				3,375		
C: Total width (across rear fenders extension) [mm]				2,550			
D: Wheelbase PowerDrive / CVXDrive [mm]	3,055 / 3,105				3,155 / 3,155		
E: Height at centre of rear axle to highest point [mm]				2,488			
F: Track setting front [mm]				1,560 - 2,256			
rear [mm]				1,470 - 2,294			
STANDARD TYRES ⁴⁾							
Front				600 / 70 R30			
Rear				710 / 70 R42			
MODELS	Magnum™ 340 FPS and CVT			Magnum™ 380 CVT		Magnum™ 400 FPS	
WEIGHT							
Approximate shipping weight Cat.5 / Cat.5 suspended front axle [kg]				16,653 / 17,113			
Permissible total weight [kg]				24,500			
DIMENSIONS ³⁾							
A: Total length only carrier / front hitch / front weights [mm]				6,015 / 6,295 / 6,225			
B: Total height [mm]				3,450			
C: Total width with 600 mm / 762 mm tracks [mm]				2,540 / 2,990			
D: Wheelbase [mm]				3,155			
E: Height to centre of drive wheel [mm]				1,243			
F: Track setting front [mm]				1,560 - 2,256			
rear [mm]				1,470 - 2,294			
STANDARD TYRES ⁴⁾							
Front				620 / 75 R30			
TRACK							
Available track width Standard / Option [mm]				610 / 762			

– not available ³⁾ With standard tyres ⁴⁾ Other tyres on request



CASE IH Magnum™ series brochure – 10/2020
Cod. 19C0008NZ
Printed in New Zealand

WWW.CASEIH.CO.NZ

Safety never hurts! Always read the Operator's Manual before working with any equipment. Inspect equipment before using it, and be sure it is operating properly. Follow the product safety signs, and use any safety features provided. This literature has been published for worldwide circulation. The standard and optional equipment and the availability of individual models may vary from one country to the next. Case IH reserves the right to undertake modifications without prior notice to the design and technical equipment at all times without this resulting in any obligation whatsoever to make such modifications to units already sold. Whilst every effort is made to ensure that the specifications, descriptions and illustrations in this brochure are correct at the time of going to press, these are also subject to change without prior notice. Illustrations may show optional equipment or may not show all standard equipment. Case IH recommends **AKCELA** lubricants.



CASE IH
AGRICULTURE