

CASE IH
AGRICULTURE
THE HEART OF FARMING BEATS RED

MAXXUM

112 – 141 HP TRACTORS





Every year, a growing world demands more food, more fibre, more fuel and you have to produce it with less land, less resources and a greater focus on sustainability. Case IH is there to help you be ready with people who work alongside you that understand your operation and your needs. We're there with equipment designed to help you get more done and do it more efficiently, livestock, farmers and mixed-farm enterprises can count on Maxxum tractors to be ready for anything the season ahead throws at you.

CASE IH MAXXUM

Built in Austria, Proven in New Zealand

The Case IH Maxxum name dates back to the launch of the legendary 5100 series in 1990, followed by the MX series of which many are still in frontline use around the country.

Today's Maxxum range has inherited the functional dependability of its predecessors with easy operation to suit operators with various levels of experience.



| MODELS | Cylinders / Capacity (l) | Rated Power (hp) @2200 rpm ECE R120 | Max Torque (Nm @rpm) | Working weight (kg) | Wheelbase (mm) |
|-----------------|--------------------------|---|-------------------------|------------------------|-------------------|
| Maxxum 110 ROPS | 4 / 4.5 | 112 | 510 @ 1400 | 4,780 | 2,412 |
| Maxxum 125 ROPS | 6 / 6.7 | 127 | 560 @ 1250 | 5,300 | 2,652 |
| Maxxum 110 cab | 4 / 4.5 | 112 | 510 @ 1400 | 5,130 | 2,412 |
| Maxxum 125 cab | 6 / 6.7 | 127 | 560 @ 1250 | 5,430 | 2,652 |
| Maxxum 140 cab | 6 / 6.7 | 141 | 625 @ 1250 | 5,430 | 2,652 |



THE FARM OFFICE

For when you have serious business to do

CAB SUSPENSION

Reducing the shock loads to the operator by 25 percent, the Maxxum cab suspension is standard fit on the Ultimate spec and offers superior operator comfort, both on the road and in the field. Designed with durable components, this adjustable mechanical system offers five settings and 100mm of cab travel.

PREMIUM AIR SEAT

The air seat offers the latest in comfort technologies. It is equipped with a low-frequency suspension system, a retractable seat belt, an adjustable armrest and backrest, lumbar support, and a passenger seat in the Ultimate spec.


BETTER VISIBILITY

The Maxxum cab offers unobstructed vision in all directions, including a high-visibility roof with an opening sunroof. The narrow, sloping bonnet is closely formed around the engine for great forward visibility – up to 3 metres more than some of the competition.



POWERHOUSE

Work harder and longer



RELIABLE POWER

Maxxum tractors are powered by proven Case IH FPT Tier 3 engines with mechanical injection, minimal electronics and no DPF filters or DEF for easy and worry free maintenance. These engines provide reliable horsepower with plenty of low down torque.

Work longer with less interruptions with 600 hour engine service intervals.

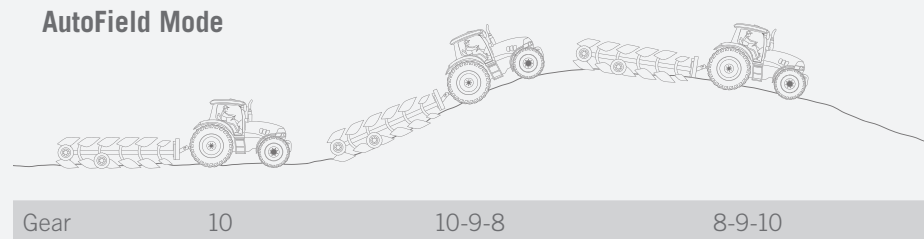
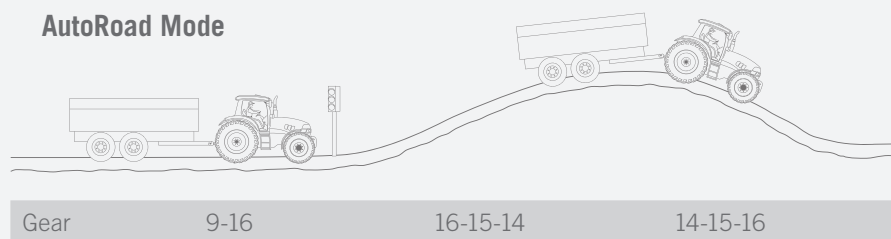
BIG TANK FOR BIG DAYS

The high capacity fuel tanks let you work longer without needing to take a pit stop. The wide filler cap is easily filled from ground level, even from a drum. There is a water in fuel sensor and glass bowl pre-filter to stop any nasties. The Ultimate spec comes with a tank guard to protect the bottom of the fuel tank.

Maxxum 110 = 176 litres

Maxxum 125 & 140 = 250 litres





THE RIGHT GEAR FOR THE JOB

Semi Power Shift

All Case IH Maxxum tractors come standard with the durable 16x16 semi-powershift transmission. The Ultimate spec model comes with an Auto Field and Road mode. This will automatically change through up to eight gears depending on engine speed and load.

The cab models are available with a 17x16 50km/h option from factory, this option includes front suspension with a braked front axle. They also have Reverse memory as standard; this function remembers which reverse gear was last selected when the tractor is shuttled- especially useful during repetitive loader work. For specialty operations such as vegetable growing or mulching, a creeper gearbox can be fitted in factory or at dealership.

The Maxxum 110 is available with an easy to operate 24 x 24 Hi-Lo transmission, good where there are a number of different operators using the machine.

| MODELS | 24x24 Hi-Lo 40km/h | 16x16 SPS 40km/h | 17x16 SPS 50km/h |
|-----------------|--------------------|------------------|------------------|
| Maxxum 110 ROPS | Option | Standard | |
| Maxxum 125 ROPS | | Standard | |
| Maxxum 110 cab | | Standard | Option |
| Maxxum 125 cab | | Standard | Option |
| Maxxum 140 cab | | Standard | Option |

READY FOR ANY IMPLEMENT

Hydraulics, linkage, PTO and FHPTO

Maxxum tractors are equipped with Cat 2/3 rear linkage with a generous lift capacity – more than most in its class. The standard hook ends make switching implements child's play.


The rear PTO is engaged electro-hydraulically, and has up to three PTO speeds. There is the option of a factory fitted integrated front hitch PTO; for specialist work including front mowers, vegetable harvesters or a front weight block.

CCLS 113 l/min hydraulic pump with 47 l/min dedicated steering and transmission pump gives the benefit of maintaining full hydraulic flow to a loader even while steering. The remote valves are configurable with flow control. There is the ability to fit Load Sensing couplers to the tractor to run the latest implements including fertiliser spreaders to utilise the full flow of the pump- but only when it is needed, also saving fuel.









POWER TRANSFER

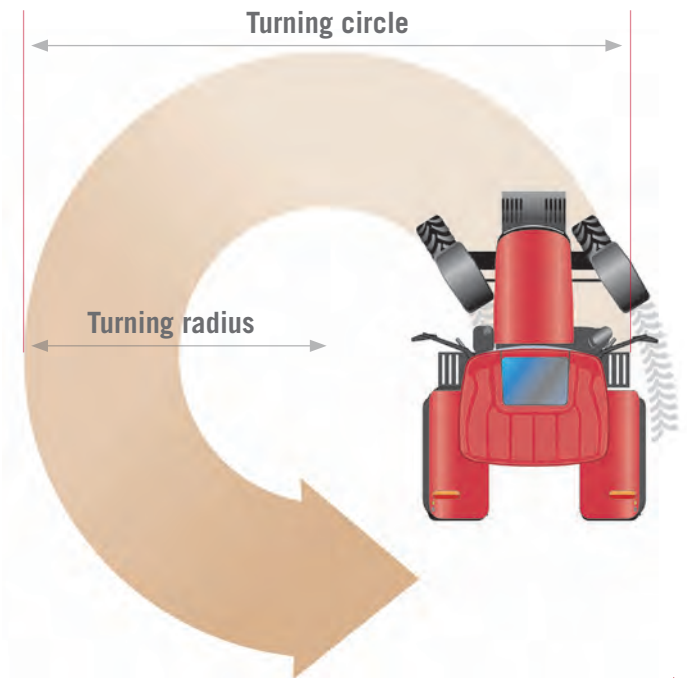
Driveline

All the power in the world is no use if you can't put it to the ground. With the optional Case IH front axle suspension, there is not only an increase in ride comfort, but a big increase in traction. The suspended Class 3 front axle comes with oil immersed disc brakes and a 50 km/h top speed. This axle has optional diff lock and a restricted maximum load of 7,000kg. There is also the option of a heavier Class 3.5 axle with an extra 800kg carrying capacity for extra heavy duty loader work.

Premium Trelleborg or Michelin tyres are fitted to all Maxxum tractors- they are better wearing and longer lasting.

For manoeuvrability the Maxxum tractors punch above their weight; with a sharp 55° steering angle and 2.4m wheelbase allow an outer turning circle as small as 10.25 metres on the Maxxum 110. All Maxxums are fitted with Dynamic front fenders to catch any mud and still let the wheels turn in tight.

The rear hubs are designed for compatibility; the size stud pattern is common to Farmall and SWB Puma.





MAXXUM CLASSIC

CLASSIC

Low Profile Roof

16 x 16 semi-power shift trans

540 / 1,000 rear PTO

2 rear remotes

4 worklights

Narrow fenders with wide extensions

Basic instruments



MAXXUM ULTIMATE

ULTIMATE

High Roof

16 x 16 semi-power shift trans with auto shift

540 / 540E / 1,000 rear PTO

3 rear remotes

8 LED worklights

Full size fenders

Enhanced instruments

Groundspeed radar

Cab suspension & Passenger Seat

Telescopic mirrors

Fuel tank guard








MAXXUM ROPS

Here in New Zealand we have unique tractor needs. This is why we launched the Maxxum ROPS. These no nonsense tractors are built for the ever changing and growing needs of New Zealand farmers. From Dairy farming to market gardening the Maxxum ROPS has all bases covered. It has easy access from both sides with wide self-cleaning steps and big handrails. The Maxxum ROPS has a number of features in common with the cab version; including full instrument panel with an adjustable steering column, comfortable seat and control levers that are close at hand.

The two models, the 110hp four cylinder, and the 125 with our powerful 6.7 litre 6 cylinder are powerful proven units without any extra emission controls. There is a creeper gearbox option for vegetables and any other application requiring extremely slow speeds. They are factory fitted with Michelin tyres to last the distance.

| MAXXUM 110 | MAXXUM 125 |
|-------------------------------------|-------------------------------------|
| 4.5 litre, 4 cylinder | 6.7 litre, 6 cylinder |
| 40 km/h 16x16 Semi-powershift trans | 40 km/h 16x16 Semi-powershift trans |
| 64 + 47 litre hydraulic capacity | 113 + 47 litre hydraulic capacity |
| 3 rear remotes | 3 rear remotes |
| 540/65 R38 & 480/65 R28 | 650/60R38 & 540/65R28 |



KEEP FARMING

Servicing made simple

If it is easy to do daily checks on a tractor, it is more likely to get checked regularly by an operator. All the daily checks on a Case IH Maxxum tractor can be inspected from ground level, without opening any panels. The engine dipstick, fuel bowl and rear transmission sight glass are all on the left hand side of the tractor.

For easy access and to deter nesting birds, the full length bonnet can be opened almost vertically. The intercooler is hinged, with a slide out oil cooler for ease of access to blow any dust or straw out of the cooling system.

On the cab models, the air-con filters are mounted above the doors- out of the dust, but still easy to access.

The engine service intervals are up to 600 hours with the transmission at 1,200 hours or 12 months.

Our professional independently owned Case IH dealer network covers the whole of NZ from Kaitia to Invercargill, with dedicated technicians and the option of on farm servicing to make your life easier.









AUSTRIAN ARMY KNIFE

Loader Ready Maxxum

Case IH Maxxum cab tractors are available loader ready with factory fitted loader mounts, valves and a mechanical joystick with third service buttons. To make sure you get more productive work from your Maxxum, the LRZ loaders come with a Euro hitch, so you can easily attach any tool or attachment to get the job done.

Case IH offers three loader models to fit the Maxxum range manufactured by Stoll, one of the worlds leading loader producers. They all feature fast, easy mounting and rugged, durable construction.

| Cab models only | Maxxum 110 | Maxxum 125 | Maxxum 140 | Lift capacity at full height | Lift height to pins |
|------------------------------|------------|------------|------------|------------------------------|---------------------|
| Non Self Level | | | | | |
| Case IH LRZ 100 (FS20) | ✓ | | | 1,860kg | 3.74 m |
| Case IH LRZ 130 (FS40) | ✓ | ✓ | ✓ | 1,990kg | 4.07 m |
| Mechanical Self Level | | | | | |
| Case IH LRZ 100 (FZ20) | ✓ | | | 1,860kg | 3.74 m |
| Case IH LRZ 130 (FZ45) | ✓ | ✓ | ✓ | 2,010kg | 4.07 m |
| Case IH LRZ 150 (FZ50) | | ✓ | ✓ | 2,240kg | 4.26m |



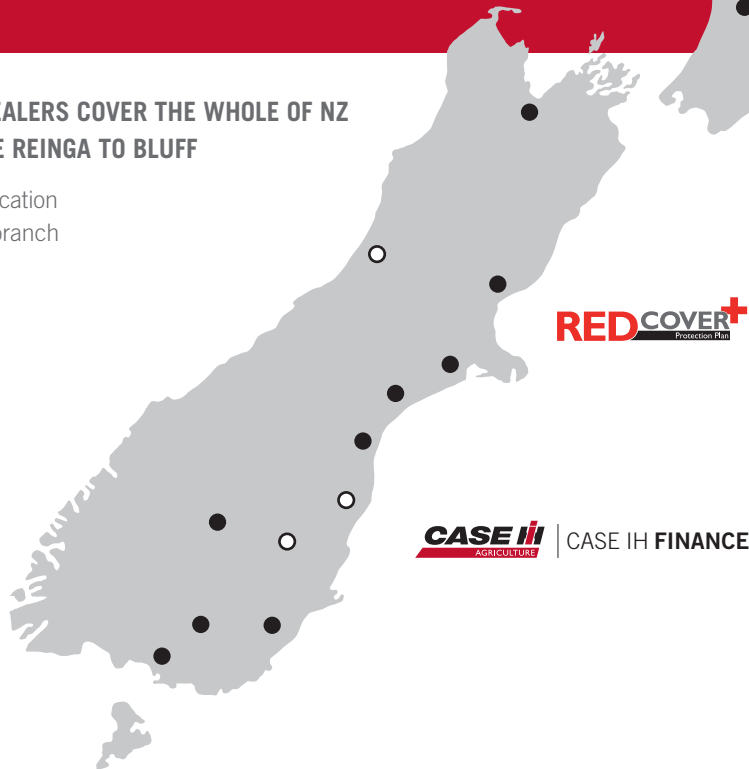


WE'LL KEEP YOU GOING

Professional Dealer Network

**CASE IH DEALERS COVER THE WHOLE OF NZ
FROM CAPE REINGA TO BLUFF**

- Dealer location
- Service branch



REDCOVER PLUS PROTECTION PLAN

At Case IH we understand the importance of your product being serviced and maintained in good working order when it counts. We recognise you expect your product will deliver on the ever increasing productivity demands. Case IH customers deserve the additional peace of mind of knowing your product is covered should the unexpected occur with 3 years / 3000 hour standard REDCover Plus Protection Plan (SPP).

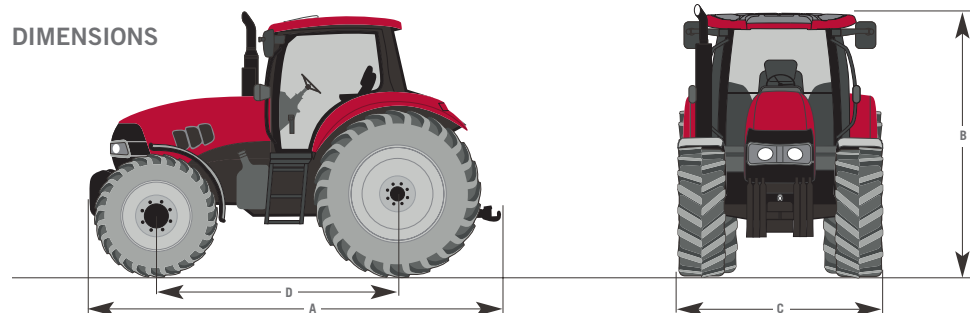
OFFERING FINANCIAL SOLUTIONS

Case IH Finance's extensive experience in the agricultural industry has created a deep understanding of your unique needs. Competitive equipment financing with flexible payments can be timed to your cash flow. Or, conserve capital and reduce upfront payments with operating lease options. There are financing options that fit the way you farm. Case IH Finance helps you find them.

| MAXXUM SERIES TRACTOR SPECIFICATIONS | MAXXUM 110 ROPS | MAXXUM 125 ROPS | MAXXUM 110 CAB | MAXXUM 125 CAB | MAXXUM 140 CAB |
|--|--|-----------------------------------|--|-----------------------|----------------|
| ENGINE | | | | | |
| Manufacturer, type, emission level | Case IH FPT NEF, Turbo Intercooled Diesel, Tier 3 | | | | |
| Cyinders / Capacity (cc) | 4 / 4,485 | 6 / 6,728 | 4 / 4,485 | 6 / 6,728 | 6 / 6,728 |
| Rated Power @ 2,200 rpm (hp/kW) ECE R120¹ | 112 / 82 | 126 / 93 | 112 / 82 | 126 / 93 | 141 / 104 |
| Max torque (Nm @ rpm) ECE R120¹ | 510 @ 1,400 | 555 @ 1,250 | 510 @ 1,400 | 555 @ 1,250 | 625 @ 1,250 |
| Torque Rise (%) | 43 | 38 | 43 | 38 | 39 |
| Fuel Tank Capacity | 176 | 250 | 176 | 250 | 250 |
| TRANSMISSION | | | | | |
| Type | Wet clutch, semi-powershift, powershuttle | | | | |
| 24 x 24, 40 km/h (2 speed SPS) | ○ | – | – | – | – |
| 16 x 16, 40 km/h (4+4 speed SPS) | ● | ● | ● | ● | ● |
| 17 x 16, 50 km/h (4+4 speed SPS) | – | – | ○ | ○ | ○ |
| AXLES | | | | | |
| Steering Angle / Optimum turning Radius (m) | 55° / 4.04 | 55° / 4.36 | 55° / 4.04 | 55° / 4.36 | 55° / 4.36 |
| Front LSD / Front Diff lock / Front Suspension | ● / – / – | ● / ○ / – | ● / ○ / ○ | ● / ○ / ○ | ● / ○ / ○ |
| Four wheel drive engagement | Electro - Hydraulic with Auto 4WD option | | | | |
| POWER TAKE OFF | | | | | |
| Type | Electro- Hydraulic, in cab shiftable with progressive engagement | | | | |
| PTO Speeds | 540/540E/1000 | | Classic: 540/1,000, Ultimate: 540/540E/1,000 | | |
| HYDRAULIC SYSTEM | | | | | |
| Main Hydraulic Pump Type | Gear | Closed Centre Load Sensing (CCLS) | | | |
| Hydraulic flow: main + steering/trans (l/min) | 64 + 45 | 113 + 47 | | | |
| Remote valves² | 3 rear | | Classic: 2 rear, Ultimate: 3 rear | | |
| Linkage Control type | Mechanical Hitch Control | | Electronic Hitch Control (with fender control) | | |
| Max. lift capacity at hook ends (kg) | 5,628 | | 6,220 | | |
| STANDARD TYRES³ | | | | | |
| Rear & Front | 540/65R38 & 440/65R28 | 650/60R38 & 520/60R28 | 540/65R38 & 440/65R28 | 600/65R38 & 480/65R28 | |
| DIMENSIONS | | | | | |
| A: Overall Length (mm) | 4,292 | 4,532 | 4,292 | 4,532 | |
| B: Overall Height, Classic / Ultimate (mm) | 2,846 | 2,900 | 2,725 / 2,910 | 2,759 / 2,944 | |
| C: Minimum width (mm) | 1,873 | 1,913 | 1,873 | 1,913 | |
| D: Wheelbase, std/ front suspension (mm) | 2,412 / – | 2,652 / - | 2,412 / 2,421 | 2,652 / 2,661 | |
| Typical Working weight (kg) | 4,900 | 5,300 | 5,130 | 5,500 | |

¹ ECE R120 corresponds to ISO 14396 ² Additional valves optional

³ Other Tyres available ⁴ Calculated values ● = Standard ○ = Optional





MADE IN AUSTRIA

Built by farmers for farmers

Case IH Maxxum cab tractors carry the flag for Austrian engineering and manufacturing excellence. Home to the Case IH European Headquarters, the St. Valentin plant relies on the passion and expertise of its engineers and production workers, as well as its state-of-the-art assembly lines, to produce 28 different tractor models ranging from 99 to 300 hp with the highest quality and precision. Ninety percent of tractors produced in St. Valentin are exported, carrying its culture of excellence around the world.

AWARD-WINNING ST. VALENTIN

The CNH Industrial tractor plant in St. Valentin, Austria, performs impressively in the annual World Class Manufacturing (WCM) audit. A success attributed to world-class production and highly-qualified employees. WCM stands for competence, quality and performance of enthusiastic staff. Processes are optimised and testing, as well as controls, follow strict regulations which go far beyond common standards. The clear focus is to deliver machines which are ready for the professional farmer.





caseih.co.nz

SAFETY NEVER HURTS!™ Always read the Operator's Manual before operating any equipment. Inspect equipment before using it, and be sure it is operating properly. Follow the product safety signs, and use any safety features provided. Case IH reserves the right to make improvements in design and changes in specifications at any time without notice and without incurring any obligation to install them on units previously sold. Specifications, descriptions and illustrative material herein are as accurate as known at time of publication, but are subject to change without notice. Availability of some models and equipment builds varies according to the country in which the equipment is used. Case IH is a registered trademark of CNH America LLC. Any trademarks referred to herein, in association with goods and/or services of companies other than CNH America LLC, are the property of those respective companies. Printed in New Zealand. 03/2019. www.caseih.co.nz 17CIH026

CASE IH
AGRICULTURE
THE HEART OF FARMING BEATS RED