

HAY AND HARVEST CATALOGUE



CASE IH

CONTENTS



INTRODUCTION	3
AXIAL-FLOW COMBINES.....	4
AFS CONNECT STEIGER	5
LARGE SQUARE BALER	5
CUTTING PARTS	6
CONVEYING, GATHERING AND FEEDING	7
FEEDER CHAINS.....	8
CROP FLOW	9
ROTORS AND RASP BARS	10
BELTS AND ROTOR BELTS.....	11
CONCAVES	12 - 13
SIEVES	14
BLADES	15
CHAINS	16
TRACKS.....	17
LIGHTS	18
GLASS	19
SEATS AND SEAT COVERS.....	20
DOORS, MIRRORS AND FRIDGES	21
PRECISION FARMING	22 - 27

GRAIN MOISTURE TESTERS	28
GENUINE ENGINES	29
MAGNAPOWER BATTERIES	30
PAINTS.....	31
REMAN PARTS	32 - 35
LUBRICANTS	36 - 39
FILTERS.....	40 - 41
TOYS	42 - 43
MERCHANDISE	44 - 45
TOOLS	46 - 47
COMMUNICATIONS	48 - 49
AFTERMARKET PARTS	50 - 52
HAY MOISTURE METERS.....	53
WINDROWER AND BALING PARTS	54 - 55
TWINE AND NETWRAP.....	56 - 57
BALESKIIS	58
HARVEST TEC.....	59
FIRE SUPPRESSION	60
SAFETY SIGNS.....	61
REDXTEND.....	62 - 63

We understand how important uptime is to you during harvest. While there will always be external factors outside of your control, having the best equipment serviced at the right time with the right parts can help you eliminate downtime and get the most out of your harvest.

There are matters you can take into your own hands to improve your chances of an excellent final crop yield. The first secret to a successful harvest is having equipment you trust to perform. By purchasing genuine parts and high-quality equipment from Case IH, you've taken your first steps on the road to a successful harvest.



KEEPING PARTS IN ORDER

If you're looking for a helping hand, need some friendly advice or an expert opinion, our Case IH dealers are always happy to assist. An important part of harvest is checking that all your machinery's parts are in optimal condition.

All Case IH genuine parts are designed and manufactured to meet strict engineering standards and they are backed by warranty. Only genuine Case IH parts were made for your machine and designed to help maintain peak performance. All our genuine parts are designed to ensure that you avoid any operational downtime and make the most out of your harvest.

To further ensure you have the parts you need, when you need them, our Case IH dealerships all over Australia have invested in increasing their parts stock holdings. This is additionally supported by our breakdown assist and dealer hub programs to get critical parts to you in the shortest time possible.

SERVICE BY CASE IH

Only your local Case IH dealer is trained by the organisation that made your machine and is well-versed in the latest, most comprehensive service and diagnostic techniques. Your dealer can spot important maintenance issues before they become costly repairs and offer preventative maintenance and warranty plans that guarantee the lowest cost-of-ownership over the life of your machine.

Case IH dealers can offer advice on selecting and financing the right machine, will ensure they deliver what you need when you need it, and will then continue to back you and your equipment with the service and spare parts backing you'd expect from a name as trusted as Case IH.

Click here to find your local Case IH dealer.

CLICK HERE

NEED A PART NUMBER?

You can now find the exact part numbers you need for your equipment via the MyCNHiStore.

Search by part number, model or category.



Click here to find all the parts you need, fast!

CLICK HERE

AXIAL-FLOW® COMBINES

It's next level. It's here.

Axial-Flow® single rotor technology has led the industry since 1977, providing a simple design that produces superior grain quality and better value than any other combine on the market.

The Axial-Flow® 250 series is even more durable and efficient, with new features that add real value by simplifying operations, enabling consistency and reducing fatigue. With the AFS Harvest Command™ as a standard feature, it can even help the inexperienced operator produce results a seasoned campaigner would be proud of.

In real time, settings such as rotor speed, rotor cage vane angle, cleaning fan speed, sieve positions and more are continuously monitored and adjusted as conditions change, providing exceptional performance - without driver intervention.



SIMPLICITY

Axial-Flow® combines are designed with fewer moving parts for unmatched reliability and easier serviceability.

CROP ADAPTABILITY

Designed to harvest over 134 types of grains in many conditions. The Axial-Flow® combine is versatile enough to match your diverse harvesting needs.

GRAIN QUALITY

Gentle grain-on-grain threshing is the hallmark of the Axial-Flow® design. From feeding to cleaning, the entire system is designed to minimise grain damage.

GRAIN SAVINGS

Axial-Flow® combines pave the way for savings. Thorough threshing and efficient separation put more grain in the tank and more profits in your pocket.

MATCHED CAPACITY

Controlling crop flow is the key to harvesting success. The Axial-Flow® feeder, rotor, grain handling, residue management, and power systems are designed to optimise crop flow and maximise productivity.

RESALE VALUE

Axial-Flow® combines reward their owners with impressive resale value. A wide variety of kits are also available to enhance performance, upgrade technology, boost productivity and maximise your investment.

WANT TO KNOW MORE?
Click here to find out how the
Case IH Axial-Flow® combine
can improve your operations.



AFS CONNECT™ STEIGER®



Power, efficiency and the freedom to farm the way you want

400-600 HP

Record-setting power and fuel efficiency, now with the power to remotely manage your farm, fleet and data. All model years above 2020 AFS Connect™ Steiger® tractors come with a five-year AFS Connect technology subscription.

Each day in agriculture delivers new challenges and opportunities. One constant is your desire for independence, mapping your own path and seeing your operation succeed. The freedom to act on your own choices also defines the new AFS Connect™ Steiger®. For over 60 years, Steiger series tractors have helped producers like you get more from the job in demanding conditions. Now, with the power of AFS Connect, we'll help you find new ways to maximise your yield potential and return on investment, while minimising your fuel consumption, work hours and stress.

TIME IS PRECIOUS. MAKE THE MOST OF IT

Whether you are in the cab or 300 kms away, you can connect to your AFS Connect™ Steiger® tractor. From remotely monitoring your Steiger® tractor to seamlessly transferring data to and from the tractor to trusted strategic partners — the AFS Connect™ Steiger® sets a new standard for what connectivity and productivity can mean to your farming operation. With AFS Connect™, you can view current field operations, fleet information, agronomic data and more anywhere from a computer, phone or tablet.

Learn more about the benefits of AFS Connect™ on page 22.



Click here to find out more on the AFS Connect™ Steiger® family.

LARGE SQUARE BALER

Maximum productivity from day one



Click here to find out more about the Case IH large square balers.



Each feature on our Case IH large square balers is designed to ensure you get crop off the field and into the stack as quickly as possible. Our large square balers have been developed by expert engineers with safety, efficiency and excellency at the forefront of design to provide you with the best equipment, robust enough to perform bale after bale, field after field, year after year, whatever the crop type or condition.

Our large square balers are designed to require the minimum of maintenance so that pre-work preparation takes up the minimum amount of time. That means you get out into the field sooner, getting more work done in a day and helping to ensure crop is gathered as quickly as possible before the weather changes.

Our LB4 series balers cover key baling sizes, and with packer and rotor cutter options, there is an LB4 baler to suit every farming and contracting operation.

LB4 balers were designed to make baling easy. Ground-level access to service points, easy adjustments, narrower transport widths and better visibility in and around the baler, and a sleek new design to better shed debris and keep knotters clean.

HIGH EFFICIENCY BALING

With ISOBUS III compatible tractors and feed rate control technology, it's possible for the implement to control the tractor's forward speed for the ultimate in efficient operation. The load imposed on the baler by the density of the windrow is continuously measured, and this information is used to regulate the tractor's forward speed, meaning the combination of tractor and baler is consistently operating at maximum capacity to maintain the highest productivity and minimise fuel consumption. This means not just lower baling costs, but greater productivity and less stress on the operator. Combine this with an industry leading 48 plunger strokes per minute for the ultimate in high efficiency baling.

CUTTING PARTS

Components engineered for superior compatibility and performance

To ensure you are getting the most out of your header, inspect your knife sections and guards to check they are not worn out. Blunt knife sections result in ragged, uneven cuts. While worn out guards may develop a round, lower cutting edge and an increased gap in the knife section which leads to crops being pinched rather than sheared. Both of which will lead to inefficiencies in your header operation.

Genuine Case IH knife sections and guards are engineered to complement one another and help your header achieve optimal performance.

Our knife sections are made with a special hardening process in addition to the cutting edges. This process is used throughout and on the back to the same hardness as the header wear plates and guards. This ensures a well-balanced wearing of all the components.



GENUINE CUTTING PARTS

- Our sections are made from a high-carbon steel with an induction-hardened cutting edge for superior wearability
- Top serrated sections are self-sharpening for a cleaner, smoother cut

BACK HARDENED SECTIONS

- The back edge of most Case IH sections deliver the same Rockwell hardness as the mating surface of the guard or wear plate
- The even wear-rate between the two mating surfaces eliminates the need for frequent adjustments

KNIFE SECTIONS AND KNIFE GUARDS FOR CUTTING PARTS



87702973



87728905



87298403

CROP LIFTER KIT

- Designed to lift down crop for maximum cutting efficiency
- Manufactured from 5mm thick spring steel for toughness and longer service life
- The locking clip can secure the lifter at three different heights for flexibility in a variety of crop production

Complete knife assemblies, knife sections, guards and kits are available for most grain headers and drapers.

CONVEYING, GATHERING AND FEEDING

PREMIUM POLY SKID SHOES PREDRILLED

- Cut to fit
- Formed to shape
- Counterbored holes
- Designed for a perfect fit

These features prevent soil and debris build up on the underside of your combine head. The smooth, slick surface allows the head and cutterbar to run as low as possible, leaving the least amount of crop in the field.

- Tough
- Durable
- Slick
- Lightweight.

Skid shoes made of UHMWPE have a molecular strength that provides abrasion and impact resistance for longer wear. Yet, they are lightweight and suitable for combines with larger heads.



47415647

BAT WING PADDLE TINE

The bat wing snap-on quick finger is designed to gather short or sparse crops. Paddle tines improve feeding and create a cleaner cutter bar to allow for faster harvesting.

The 150mm paddle width lifts and feeds crop that standard tines often miss. Allowing full crop contact to result in consistent feeding into the header.



73343962

The paddle tine is easy to install without needing tools. It attaches directly over existing mounted fingers.



86562205
Delrin® Plastic Tine

CONVEYING/FEEDING

Replace your worn out or damaged draper belts with genuine draper belts for efficient crop flow and keep your header at peak performance.

Genuine draper belts have increased material thickness for improved durability and feature an improved tapered cleat design for increased belt life.



84194057
Auger Finger



84333198
Picking Finger

FEEDER CHAINS

Exclusively engineered to keep your combine operating at peak performance

Achieving maximum yield and profitability at harvest depends on getting everything right – the right plan, weather and equipment all working together. While you can't control every part of farming, you work hard to keep your business running at optimal performance with a well-maintained combine you can depend on. When it's time to replace your feeder chain assembly, you need quality and durability you can rely on.

ENGINEERED FOR EFFICIENCY

Pre-assembled quality: Our feeder chains come pre-assembled with consistent factory-grade torque throughout the assembly reducing installation time. While a competitor feeder chain tested, by an independent lab, reported mismatched hardware with up to +/-70% variability in assembled torque.




ENGINEERED FOR DURABILITY

Rolled serrations: Our slats are designed with serrations that are rolled into the slats. That's because laser cutting creates stress points in the slats. In fact, testing showed that a competitor feeder chain's laser cut slats tested at a tensile strength that is 24% less than our slats. Their weaker slats result in bending, uneven movement and side stress as loads are pushed to one side or the other.



OURS: Rolled for better durability.



THEIRS: Laser cut creates stress points.

ENGINEERED FOR CONSISTENCY

E-coated slats: Our slats use an e-coat painting process that utilises electrical currents to ensure a consistent application and prevent variation in hardware torque. Competitor feeder chain assemblies have poorly painted slats, which lead to clumped paint and inconsistent hardware torque – this negatively affects feeder chain life.




OURS: E-coated slats for smooth surface.



THEIRS: Uneven painted slats which impact torque.

ENGINEERED FOR VALUE

Dependability you can rely on: With Case IH, you'll replace your feeder chains less frequently, for a faster, more efficient harvest – all while reducing failure and preventing costly downtime. Choose our genuine feeder chains for higher, more efficient yields and ultimately higher profits.



ENGINEERED FOR RELIABILITY

Secure chain pin: When it comes to proper tension in feeder chains, chain pins are key to holding everything together. Without proper tension, a stretched chain will jump off the gear – causing damage to the combine. Test results show that competitor feeder chain pins push off with half as much effort as our pins, causing their chains to stretch or break.



OURS: Secured chain pin.



THEIRS: Chain pin becomes loose.

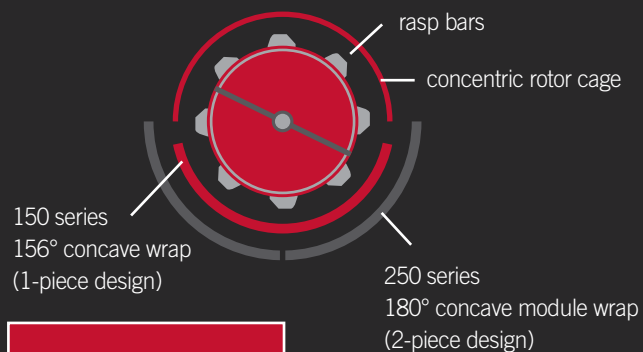
What's available at your local Case IH dealer:

- Chain assemblies for rock trap and non-rock trap models
- Chain links
- Smooth and serrated slats
- Rock trap conversion kits
- Feeder house parts and hardware

CROP FLOW

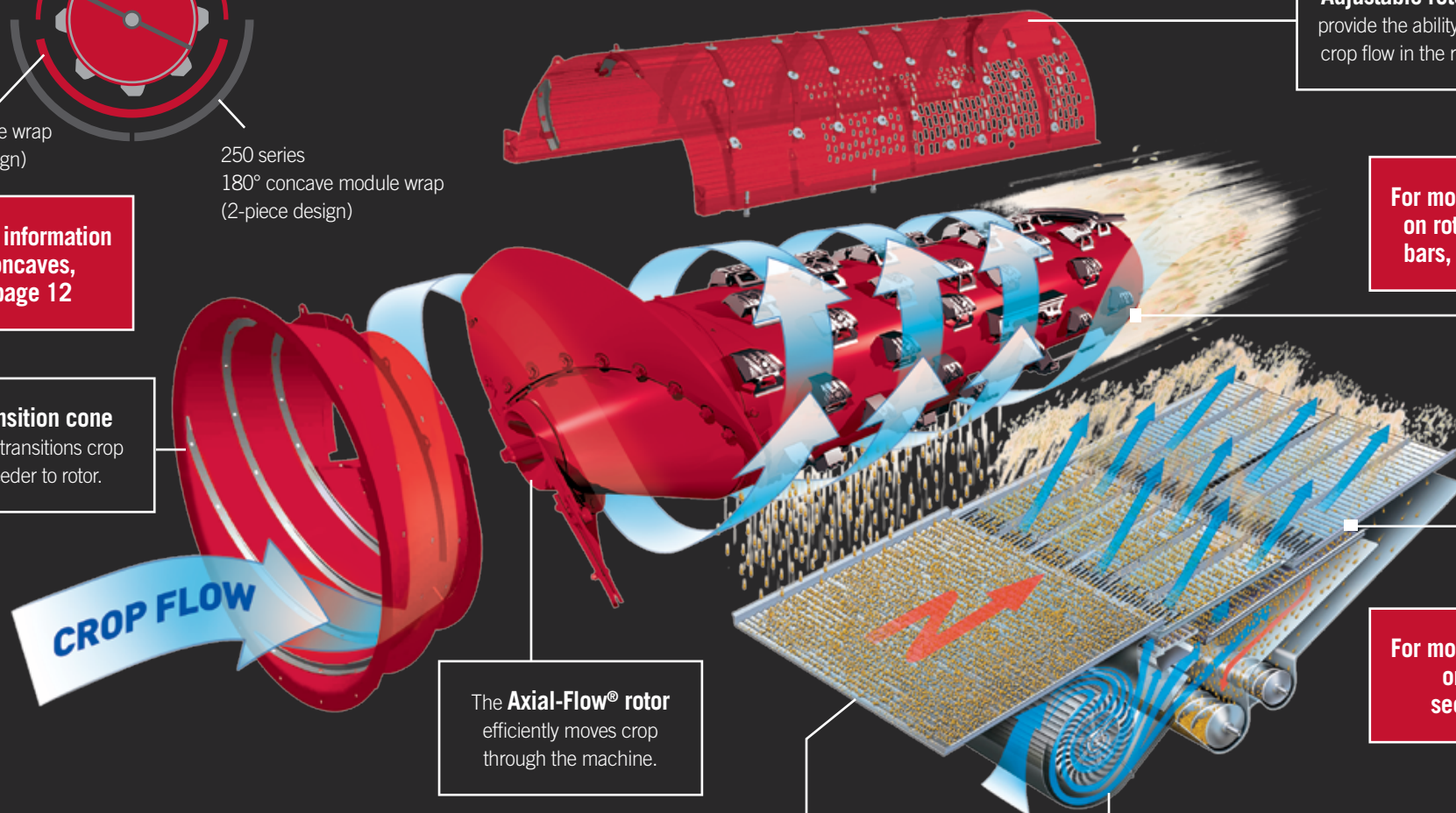
*Axial-Flow® 250 series AFX rotor configuration shown with optional straight bars.

SIDE VIEW OF ENTIRE ROTOR



For more information on concaves, see page 12

The **transition cone** smoothly transitions crop from feeder to rotor.



Adjustable rotor vanes provide the ability to control crop flow in the rotor cage.

For more information on rotors and rasp bars, see page 10

The **Axial-Flow®** rotor efficiently moves crop through the machine.

The active grain pan moves grain and material other than grains (MOG) to the cleaning system. The grain pan stratifies the grain from the MOG starting the separation process before it reaches the cleaning system.

For more information on sieves, see page 14

The **CrossFlow™** cleaning fan provides superior air flow across the entire sieve.

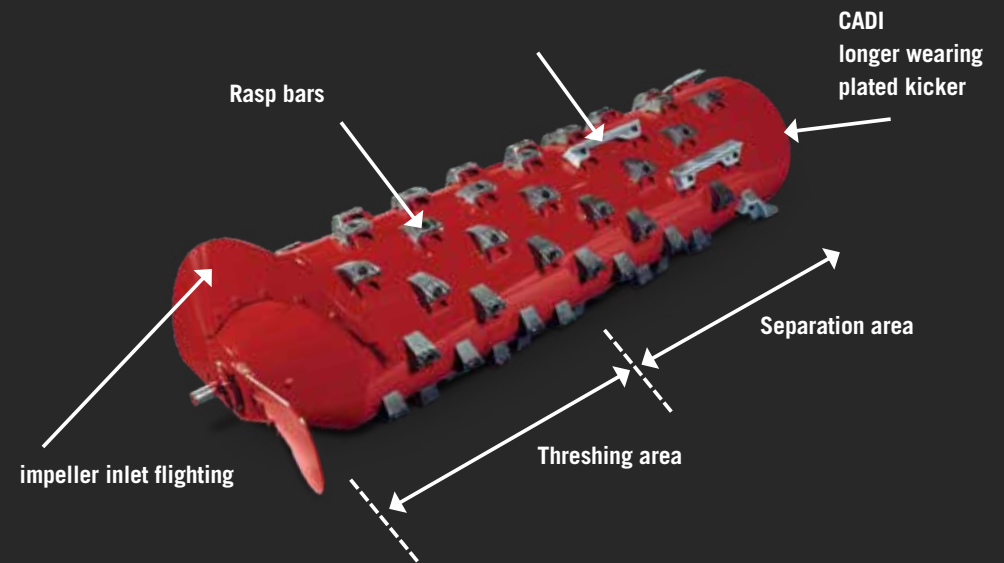
ROTORS AND RASP BARS

Over 40 years of industry leadership

Axial-Flow® single rotor technology has led the industry since 1977, providing a simple design that produces superior grain quality and better value than any other combine on the market.

The single in-line Axial-Flow® rotor coupled with a concentric rotor cage delivers gentle, multiple pass, grain-on-grain threshing and smoother crop flow - the hallmark of an Axial-Flow® combine.

The AFX rotor uses impellers, rasp bars, and helical kickers to efficiently move crop through the machine for more complete threshing and greater productivity. The constant pitch impellers provide more capacity, using less horsepower and less fuel.



Inspect and protect your equipment to maximise uptime and prevent grain damage.

Bars should normally be replaced when serration are worn down to approximately half a centimetre, especially for “hard-to-thresh” crops.

- Constructed from long-wearing nodular iron, then quenched and tempered to a specified hardness
- Rasps formed to shape for optimum threshing performance
- Specifically designed for your combine
- Specialty rasp bars are weight sorted to improve rotor performance.

Cast chrome alloy rasp bar kits are available.

- 18-23% chrome for wear-resistance
- 10-50% heavier than competitors rasp bar
- thicker casting for improved toughness and wear
- leading edge is 0.79cm thicker plus added thickness in critical areas for improved toughness and wear resistance.



Smooth



Non-spiked



Spiked




BELTS

Why choose genuine belts?

Our belts are specially designed by our engineers to meet the strict standards of each machine. This specialisation in our belts is just one of the defining factors that makes them superior to other non genuine options.


Our suppliers are chosen via a rigorous selection process that ensures we work with market leading companies, selected for their advanced technology and the high quality of the material used.

Our genuine belts are specially developed for heavy duty drives on farming machinery. They are robust and reinforced and are composed of materials that are both very flexible and resistant, specific elastomeric compounds and highly resistant cover bands. Giving you higher performance, higher reliability and a higher resistance to harsh conditions.



ROTOR BELTS

Designed for maximum performance and long life




HEAVY-DUTY ROTOR BELTS

Our heavy-duty rotor belts are constructed to carry higher loads with less chance of slippage. The heavy-duty rotor belts are recommended for all current and prior models of Axial-Flow® combines.

- Outer surface has a special cog design to help dissipate heat.
- In compression areas, the raw cog design provides aggressive power transmission, yet resists fatigue, cracking and heat build-up.
- Belt is up to 47% thicker for increased sidewall contact and maximum grip.
- With raw edge sidewalls, there is no cover to wear through; maximum belt wear life.
- Heavy-duty or regular-duty options.

CONCAVES

Genuine fit for optimal performance



WHY DOES CONCAVE QUALITY MATTER?

Concaves are a critical component in the threshing stage of harvesting crops and work by separating the grain from the chaff. With such a vital role in the harvesting process, the quality of your concaves can directly impact the quality of your harvest. By fitting the right concave to your equipment, you can work more productively and more efficiently for greater profitability.

Using concaves specifically designed for your combine reduces stress loading onto other areas of the combine such as sieve overloading or increased tailings returns (where crops not completely threshed are returned to the main threshing cylinder).

WHAT'S THE DIFFERENCE BETWEEN GENUINE AND NON-GENUINE CONCAVES?

Unlike non-genuine concaves that are reverse engineered, our concaves are made for your machine by the expert engineers behind it. We use the latest robotic welding, machining, and heat-treatment technologies to ensure consistent dimensions, a better fit, and the highest quality threshing surface.

Our laboratory analysis has revealed that other suppliers tend to use lower carbon concentrated steel, have a reduced number of welds, shallower weld penetration and fewer cross bars. With our concaves you can expect high carbon steel and thicker components for greater durability and longer life.

Our concaves also feature drilled wire holes rather than punched holes used by competitors. This provides a tighter fit for the wires which prevents spearing and trapping of crops.

Finally, each and every concave is heat-treated and thoroughly tested for long-lasting strength. Our concaves must meet a set of stringent quality control assessments before being declared fit for use to ensure you have the best equipment to protect your harvest.

Benefits of genuine concaves:

- **Designed specifically for your combine.** A better fit reduces stress loading onto other areas and reduces the risk of grain damage.
- **Less downtime when it counts.** Made with high carbon steel and thicker components for a durable, long-lasting part.
- **Efficient functionality for faster threshing.** Our concaves thresh crops efficiently with minimal tailings return so that you can maintain a faster ground speed to cover more ground each day of your harvest.
- **Reduced clogging of crops.** The wire holes in our concaves are drilled rather than punched to prevent spearing and trapping of crops. Our range of concaves remove the seeds or grain from pods and thresh all types of crops including wheat, corn, oats, rye, flax and soybean.

Don't risk sacrificing your grain quality with inferior concaves. Instead, choose genuine concaves for the reliability and efficiency you need to maximise your harvest.



Small wire
Small grain



Large wire
Corn, soybeans and rice



Round bar
High moisture corn and rice



Large skip wire
Separating area



Slotted
Edible beans and sunflowers



Solid module
Easy threshing and separating



Hard-to-thresh kit
Cereal grains

Concave and grate models	Purpose
Small wire	For small grain harvest, grass seed, canola. Small wire concave is normally installed upfront in all crops and conditions, except large size crops.
Large wire	Use in large or high yielding crops or when less aggressive threshing is needed. It improves the separation. Use in all crops and conditions to obtain the highest capacity and throughput.
Round bar	Use in large or high yielding crops or when less aggressive threshing is needed. It improves the separation. Use in all crops and conditions to obtain the highest capacity and throughput.
Skip wire	Use in a large amount of crops or in high yielding crops to obtain maximum separation, throughput, and lowest loss.
Slotted grates	Helps to limit the amount of straw and chaff on the cleaning system and produce a better straw quality.
Smooth	Helps to limit the amount of straw and chaff on the cleaning system and produce a better straw quality.
Hard threshing kit	To use in crops and conditions which are very difficult to thresh.

SIEVES

Keep more grain in your combine with genuine sieves

Be sure to check the condition of the sieves in the cleaning shoe area. If sieves are worn or damaged this poses a risk of not getting clean samples. Keep more high quality grain in your combine with genuine sieves.

For better performance and peace of mind, purchase parts that are designed by engineers who know your machine best. Case IH genuine parts are designed and manufactured to meet strict engineering standards and are backed by warranty. You can trust that our range of genuine sieves will help you maximise your grain yield this harvest.

Only the genuine sieves work well with your combines active cleaning system so you can harvest clean, high-quality end product.



BLADES

Straw chopper blades are an integral component to the Case IH residue management system. These knives are manufactured to meet stringent specifications and tolerances, and feature a laser cladding wear preventive additive – the most advanced in the industry. The result is the most reliable and highest performing straw chopper blades for your combine.

Features:

- Manufactured from high carbon steel for added strength and durability.
- Fully through hardened to optimal hardness ratings that ensure strength and impact resistance.
- Stringent manufacturing and quality assurance standards are met, including: raw material validation, dimensional analysis and destructive metallurgical examination.



87297764

Chopper knives available as sets of blades, knife kits or conversion kits.



KNIFE CHOPPERS

- Provide unparalleled chopping in the heaviest of crop.
- Complete and ready to install.
- BT crops and higher residue call for more chopping power.
- More slicing and dicing of trash means quicker decomposition of residue.
- Less remaining residue means less disease pressures on your future crops.

Part Number	Description	Application
51635249	40-knife chopper	20 and 30 series
90411798	28-knife chopper	30 series



ELEVATOR CHAINS

Heavy-duty elevator chain assemblies

- We offer a complete selection of elevator chains for all Case IH combines.
- These heavy-duty roller chains feature a pre-lubed chain that reduces break-in wear and heavy-duty rubber paddles.
- #550 conveyor chain with heavy-duty rubber paddles allows material to move more efficiently.



ROLLER CHAINS

Excellent wear resistance with a long, reliable working life

Renold provides chain solutions for hundreds of applications coping with operating conditions that are hot or cold, wet or dry, dusty or requiring cleanliness. All of these solutions combine excellent wear resistance and fatigue resistance with a long, reliable working life. Working with Renold gives you access to a total care package for all your chain requirements.

The Renold precision steel roller chain is a highly efficient and versatile means of transmitting mechanical power, which, in the field of industrial applications, has almost completely superseded all other types of chains previously used.

All chains are classified according to pitch (the distance between the centres of adjacent bearing pins), roller diameter and width between inner plates.

Collectively, these dimensions are known as the gearing dimensions, as they determine the form and width of the sprocket teeth.

RENOLD SD - THE NEW “STANDARD” IN THE ECONOMY CATEGORY OF CHAIN

If you are looking for a good quality product from a reliable supplier for “standard duty” chain applications, look to Renold SD, the new benchmark in the economy chain category.

The Renold SD range offers:

- an extensive product line of European (BS), ANSI and DIN standard chains
- consistent quality.

RENOLD ANSI XTRA CHAIN - THE “HEAVY DUTY” CHAIN

Renold ANSI Xtra chain incorporates the usual Renold performance enhancing features including seamless bushes, ball drifted plate holes, shot peening and optimum interference fits.

The Renold ANSI Xtra range consists of:

- **H RANGE** - Identical to standard Renold ANSI chain with the exception of the overall width. Thicker plates give this chain excellent resistance to heavy loads and help absorb shock. Duplex (2-strand) and triplex (3-strand) chain must have sprockets with an increased transverse pitch of the teeth.


- **V RANGE** - Identical dimensions to standard Renold ANSI chain but with a higher breaking load and excellent resistance to shock loads.
- **HV RANGE** - A combination of the ‘H’ and ‘V’ chain, giving excellent resistance to both heavy and shock loads.



RENOLD
Superior Chain Technology

AGRICULTURAL TRACKS

Today's largest, most powerful combines and tractors demand tougher and faster tracks. That's why we continually work with leaders in the design and manufacture of agricultural tracks to create the best offer possible.



GET THE JOB DONE WITH CAMSO

Camso constantly create enhanced tracks and track systems that provide the mobility solutions to help Case IH equipment get the job done.

Get into fields faster with the Camso 4500 high roading track for Case IH combines and tractors, allowing travel at transport speeds of up to 40 km/h on narrow tracks.

TRACTOR TRACKS

Description	Camso Part Number	Continental Part Number	Soucy Part Number
234" x 30" AG	84341573		
252" x 30" AG	84606975	47826945	
252" x 30"	84606977		
252" x 30" AG	84182440	51457436	
264" x 18" AG	51417219	47801556	51417162
264" x 21" AG	51444172		
264" x 24" AG	51417221	91775763	51446937
264" x 30" AG	448067500A		
264" x 30" AG	51417222	91775766	

THE FUTURE IN MOTION

Case IH chose Trackman® to create the world's first positive-drive track. Continental continue to deliver groundbreaking innovations resulting in the most rugged track out there. Continental tracks handle more horsepower and deliver better traction to pull more weight.

That means Trackman® can take on today's heaviest, most powerful tractors with total confidence.

COMBINE TRACKS

Description	Camso Part Number
264" x 28.5" AG 3500	47391236
264" x 24" AG 3500	47676687
252" x 30" AG 3500	84356091

SOUCY AGRICULTURAL TRACKS FOR EVERY TERRAIN AND SITUATION

Soucy are proud to introduce AceTrack™, the most durable track on the market. Based on its unique design and technology, the AceTrack™ is an unprecedented breakthrough in the farming world.

Allowing time and money savings as well as overall increased performance, Soucy tracks beat the heat, in real conditions and have been specifically designed and developed for your Case IH equipment.

The track profile responds to all types of terrain. In the field, traction is excellent to make travel easier, regardless of soil conditions.

On the road, the track profile is incredibly effective thanks to its properties that minimise overheating. The operator can count on transport speeds of up to 40km/h.



LED BEACONS PRODUCT ADVANTAGES:

LIGHTING

OPTICAL GROUP WITH 6 LEDS = EXTENDED LIFETIME

POLYCARBONATE DOME

UNBREAKABLE UNDER NORMAL CONDITIONS OF USE

IMPROVED WEATHERPROOFING

PROTECTION AGAINST DUST AND HUMIDITY STANDARDS

GENUINE LIGHTS

Genuine lights are guaranteed to fit, built to last and allow you to work, day and night.

Optimum visibility is the key to boosting productivity at night while working in complete safety. Adequate lighting is essential to ensuring excellent visibility. Genuine lights and bulbs guarantee optimum lighting at all times.



TEST 1 - RESISTANCE TEST

Shock resistance, unbreakable domes

The polycarbonate dome means the genuine beacon dome is virtually unbreakable.



TEST 2 - LIGHT INTENSITY TEST

Light intensity: + 30 %

The genuine flashing beacon consists of an LED group which ensures optimum distribution of the light beam and high visibility.



TEST 3 - WEATHERPROOF TEST

Optimum protection against dust and humidity

The high protection rating (IP65) of Case IH flashing beacons offers excellent weatherproofing against external elements including dust and water.

WHY CHOOSE GENUINE LIGHTS AND BULBS?

When you choose our genuine lights and bulbs, you can expect:

RELIABILITY: Lights that have been approved and guaranteed to offer the same standard of quality as the component that was originally installed.

DURABILITY: Genuine lights are guaranteed to last longer as they are made using top-quality raw materials and have a high resistance to vibrations.

PRECISION: Genuine lights can be installed more quickly and with greater precision, as the presence of matching hooks reduces fitting times. Genuine bulbs provide a precise and intense source of luminous power at all times, exhibiting high resistance to sudden changes in voltage and always consuming the correct amount of voltage.



GENUINE WINDOWS

Safety starts with a clear view

To stay safe at all times while operating your machine, optimum visibility through your cabin windows while in the cabin is essential.



ALL CASE IH GENUINE WINDOWS ARE MADE FROM SAFETY GLASS THAT IS EITHER:

TEMPERED (ESG)



- Safety glass processed by controlled thermal or chemical treatments. This increases the strength versus 'normal' glass.
- Stronger resistance to impacts, blows, scratches or other possible damage meaning the glass is less likely to break.
- And even if it breaks, it will do this in tiny fragments with rounded edges, this will reduce the risk of injuries.
- Due to these tiny fragments, other material damages by glass break is almost impossible. So you and your cabin are perfectly protected.

LAMINATED (VSG)



- Zero risk of injury or material damage as the glass will not shatter into the cabin.
- Dangerous objects such as rocks can't be catapulted into the cabin in case of impact. The PVC film in the glass will keep objects out.
- Better sound insulation thanks to the acoustic PVC compound interlayer in the glass, meaning less noise will enter the cabin while operating the machine.
- Created by two layers of glass that are glued together by PVC film, which binds all the glass together in case of breakage.



WHY CHOOSE GENUINE WINDOWS?

Case IH genuine windows are the only products capable of ensuring maximum quality in:

Safety: all genuine windows are made from either tempered or laminated glass. These offer greater stress and impact resistance, providing more effective protection in the event of breakage.

Comfort: genuine windows have been designed and tested specifically for use in cabins. They filter UV rays to reduce the temperature inside the cabin and limit the deterioration of all the internal parts.

Ease of fitting: products that have been approved and guaranteed offer the same quality and dimensions as the component installed when the vehicle was manufactured. Handles and seals are fully compatible, enabling you to save time.

DOORS, MIRRORS AND FRIDGES

If it's genuine, the quality is guaranteed

MIRRORS

Your safety is our number one priority. That's why we offer an extensive range of high-quality, genuine mirrors. We want you to have clear vision throughout this year's harvest, whenever or wherever you are working.

Our range of genuine mirrors include:

- complete side mirror assemblies
- complete rear-view mirror assemblies
- replacement mirrors (glass only)
- mirror arms (without glass)
- glass seals
- hardware parts.



DOORS

Keep your machine's doors working like new with our wide range of genuine parts. For small repairs, only replace what you need with our wide range of genuine hardware, seals and more. For larger scale repairs, we have complete door assemblies available. These complete assemblies include all the components you need to replace a door which means less time spent waiting on parts, quicker installation time and less downtime when it counts.

Our range of genuine door parts include:

- complete door assemblies
- cab glass door
- door handles
- door seals
- hardware parts.



PORTABLE ELECTRIC FRIDGE

When you're out in the field, there's plenty of tough days when you're battling the sun, wind or rain. Sometimes you need to take a breather, grab a cold drink and admire your work before getting back to the grind. When you're spending so many hours a day in the cab, it's nice to have some little luxuries for your home away from home.

Our genuine portable electric fridges fit under the instructional seat to save room in the cab. Powered by your combine's 12V outlet, you can choose to keep your food warm or cold during the day. The portable design makes it easy to remove for cleaning and to take home and restock for the next day.



48062995

SEATS AND SEAT COVERS

Hard work does not need to be uncomfortable

Optimise your comfort in the cab with genuine seat parts that are designed to best fit your Case IH equipment. Our seat assemblies and parts are crafted by engineers, manufactured to meet strict high-quality standards, and backed by our warranty guarantee. They are designed to help you maintain peak performance without ever compromising on comfort.

Our range of genuine seat parts include:

- complete seat assemblies
- back cushions
- bottom cushions
- repair kits
- hardware parts.

When choosing from our range of genuine seat covers, you'll never need to pick between comfort and safety. Our seat covers are specifically designed to fit popular models, such as Puma, Magnum and Steiger. All our seat covers are made with robust and comfortable materials, including a new high-quality 25mm sheepskin option for enclosed cabs. They also undergo strict quality control, ensuring that you can purchase a trusted product at a competitive price. To find the right seat cover for your needs, get in touch with your local dealer today.

Sheepskin for enclosed cabs:

- high-quality 25mm sheepskin
- cool in summer, warm in winter
- lasting quality.



Rough country canvas for enclosed cabs:

- foam padded
- reinforced stitching
- waterproof
- UV stabilised
- tailor-made to fit
- flame retardant.



SuperTuff canvas for open cabs:

- PVC backed
- reinforced stitching
- waterproof
- tailor-made to fit
- flame retardant.



ADVANCED FARMING SYSTEMS

Advanced Farming Systems (AFS) is precision technology that improves productivity and agronomic performance while minimising waste. It's how we define Case IH high-efficiency farming: efficient use of time, resources and inputs.

Built directly into your Case IH equipment, AFS delivers intuitive precision farming solutions that connect each phase of crop production into an interdependent system. The result – precision down to the square centimetre that increases overall efficiency and maximises yield potential.



AFS CONNECT™

AFS Connect™ advanced farm management system gives you instant access to information for every machine in your fleet – including machine location, diagnostics, and fuel and engine stats. Use it to manage operator and equipment performance and monitor real-time data to make informed decisions that impact your bottom line.

KEY FEATURES OF AFS CONNECT™:

- **Graphic Reports** show area worked, yield average, flow average, moisture average and more.
- **Custom Alerts** allow producers to create alerts for maintenance, geo-fencing, curfew and more.
- **Fleet Management** pinpoints the exact location of each machine.
- **Machine Dashboard Monitoring** allows producers to view real-time machine parameters from a remote location. Monitor engine speed, oil temperature, coolant temperature and level, hydraulic oil temperature and pressure, fuel and more.
- **Vehicle and/or Implement Data Monitoring** lets producers view real-time equipment performance data, including yield, moisture, singulation, target rates, rotor speed, engine speed and more.
- **Data Sharing** seamlessly transfers AFS data wirelessly between your machines and home office or trusted adviser. Upload prescriptions directly to your machine and drive daily management decisions based on your current agronomic data.



GUIDANCE SOLUTIONS

EZ-STEER® ASSISTED STEERING SYSTEM

EZ-Steer® is an assisted steering system providing portable, hands-free farming for more than 1200 vehicle makes and models - old and new. The EZ-Steer® system turns the steering wheel for you by combining a friction wheel and a motor with guidance from any compatible display. It keeps your vehicle online for efficient, low-stress steering capabilities for your farming applications.

FEATURES:

- Integrates directly into the steering column for clear access to cab control
- Allows for unrestricted manual steering when assisted steering is not engaged
- Utilises terrain compensation technology for high accuracy on difficult terrain
- Ideal for both low-accuracy broadcast and high-accuracy row-crop farming applications
- Complete field applications quickly and accurately
- Reduce operator fatigue and increase safety
- Operate day or night and in dusty or low visibility conditions

TERRAIN COMPENSATION TECHNOLOGY

EZ-Steer® uses T2® sensors to calculate the actual position of the vehicle to help minimise skips and overlaps in areas with rolling terrain, slopes, and rough ground.



EZ-PILOT® PRO GUIDANCE SYSTEM

The EZ-Pilot® Pro guidance system offers high accuracy guidance across MFWD tractors, 4WDs, and combines. The added benefit of the EZ-Pilot® Pro system is that vehicles are now able to be engaged in reverse to allow them to be lined for the next swath (max 15 seconds). Adding this feature allows users to benefit from a high accuracy solution from the second the implement engages with the soil.

FEATURES:

- High accuracy at an affordable price
- Vehicles can be engaged in reverse for up to 15 seconds
- Vehicles stay engaged while stopped
- Reduced hardware makes transferring between vehicles even quicker



AUTOPILOT™ MOTOR DRIVE AUTOMATED STEERING SYSTEM

Electric, hands-free, automated steering system with easy installation onto steering column, delivers highly-accurate, Autopilot-level steering. Autopilot™ Motor Drive, controls tractors and harvesting machines without hydraulic components up to RTK accuracy. No matter your vehicle type the Autopilot™ Motor Drive system can be quickly installed from one vehicle to another and steers your vehicle on line for maximum precision.

FEATURES:

- Sub-centimetre accuracy inertias from the NavController III
- Slow speed and reverse operation
- Eliminates the requirement for an AutoSense™ or a steering angle sensor
- Autopilot performance without the requirement for hose installation or the need for special tools
- Simple installation similar to the EZ-Pilot system
- Easy to transfer between vehicles
- Available for a large, expanding range of vehicles

TERRAIN COMPENSATION TECHNOLOGY

Autopilot™ Motor Drive uses T3™ sensors to calculate the actual position of the vehicle to help minimise skips and overlaps in areas with rolling terrain, slopes, and rough ground.

PRECISION FARMING

Rethink precision farming and connectivity with our display range

Our display range is ISOBUS compatible and all displays run the Android based Precision IQ operating system. Each featuring a bright HD LCD touchscreen, easy-to-use interface, modular architecture, and rugged construction, our displays make for precise and effortless operation that suits all manner of farming operations - all at your fingertips.

PRO 1200

The Pro 1200 display is designed for intuitive navigation to maximise control and automation in the cab. Featuring an easily customisable multi-touch screen with superior HD anti-glare visibility, day or night and a familiar Android-based interface. Remote display viewing connect operators with farm managers seamlessly, and Bluetooth capabilities pair the display with a mobile device for an intuitive user experience that rivals the latest smartphones and tablets.



- 30.5cm high definition, multi-touch screen display
- Tablet based user interface and new menu structure
- Full glass front that is easily readable in all light conditions
- ISOXML data import/export
- ISOBUS compatible
- Create headlands from boundaries and create inner and outer trigger zones
- Compatible with AFS Vector Pro Receiver and P&CM



XCN-2050™

The XCN-2050™ huge 30.8cm HD colour touch-screen and customisable interface allows you to move and turn widgets on and off to meet their desired set-up. Driven by the familiar Android™ system, it offers stability and reliability within the same environment as mobile devices. Its rugged construction is designed to cope with the harshest environments.

- Customisable tablet-like interface similar to mobile devices
- Choice of configurations with Precision-IQ™ and FM-1000® Plus display software
- 30.8cm high definition colour touch-screen display
- Rugged construction for everyday field use
- One integrated camera with support for an additional external camera
- Easily transferable between vehicles

It's your real-time farm management decision making tool in the cab.



XCN-1050™

The XCN-1050™ 25.6cm display is designed to quickly become an indispensable part of any agriculture machines' operation. With a HD multi-touch display and intuitive Precision-IQ™ interface, this tool allows the operator to quickly and easily configure and manage their farming operations effortlessly.

Tackle farming applications for every season with the XCN-1050™ display system with our most advanced GNSS receiver to date the NAV-900 guidance controller. Built for maximum uptime and a wide range of accuracy options from basic to high precision. It is designed to mount on the roof of most agricultural vehicles to provide positioning and guidance, including autosteer to give more robust performance in areas where satellite visibility may be obstructed.

- 25.6cm display high resolution multi-touch display
- Precision-IQ™ user interface
- IP66 rated app central™ and internet browser

RETHINK WITH GRAIN ANALYSER TECHNOLOGY

We're transforming the use of technology on farms

3300H ON COMBINE GRAIN ANALYSER

The CropScanAg 3300H is the only proven NIR analyser that collects real-time grain quality data from the field. Specifically designed for combine harvesters, it measures protein, moisture, starch and oil in grains and oil seeds while they are being harvested. It also allows you to segregate grain in the field, based upon its quality. This high-quality product blends grain to maximise farm gate pricing and compares yield and protein to assess the efficiency of crop inputs, such as nitrogen.



ADVANTAGES:

- The 3300H can assist to achieve higher Nitrogen Use Efficiency (NUE) across your farm. Combining protein and yield, giving a more complete picture of nitrogen availability and uptake across the field.
- Optimise crop payments based on accurate protein blending. The Grain Logistics software enables you to manage the quality and quantity of the grain in the field.
- Accurate moisture measurements mean you can harvest for more hours each day and have confidence in every load of grain delivered.
- Developed and engineered to meet local Australian requirements.
- The same technology is used at receival sites, such as CBH, Viterro and Graincorp.
- Can be used with all combines and comes in many colours.
- Real-time mapping of protein, moisture and oil.
- The NIR technology ensures accurate moisture readings.
- Segregate or blend grain on farm.
- Market grain off farm, maximising farm gate pricing.
- Nutrient management decision-making tool.
- Analyses a range of grains, including bread wheat, durum wheat, barley, canola, sorghum, corn, chickpeas, lentils, faba beans, lupins, and soybeans.

NOW AVAILABLE - N-GAUGE APP

The N-Gauge Nutrient Manager simplifies variable rate prescriptions for farmers. Utilising grain, protein and yield data to provide powerful insights on crop performance. The N-Gauge app syncs your harvest data in one place ready to turn your data into prescription maps





GRAIN MOISTURE TESTERS

Moisture affects quality.
Know when it's the ideal
time to harvest.

WHY TEST MOISTURE?

Moisture is the single most important factor influencing the quality of grain. Moisture management is a continuous process that requires the appropriate measuring tools. Protect your investment by testing moisture content before, during and after the season. Our moisture testers operate accurately and quickly, measuring moisture in the field, bin or barn.



PORTABLE GRAIN MOISTURE TESTERS

Tester name	MT-PRO+	MT-PRO™	MT-16™
Part number	73342898	B96649	B96650
Number of grain scales supported	40	40	16

GENUINE ENGINES

Our engines are at the forefront of technology. The tasks in a farm are varied and sometimes very complex, but nothing is impossible with the right technology on a tractor if powered by one of our genuine engines. Depending on the requirements of the mission, they can adopt variable-geometry and two-stage turbochargers, high-pressure Common Rail injection, patented after-treatment systems and more.

Our genuine engines have been vigorously tested and improved to exceed growing requirements in performance and efficiency, while complying with stricter emission regulations.



Part Number	Application
5801509339	Steiger 450, 500
5801507161	Quadtrac 450, 500
5802499078	Combine AF 7240, 8240, 9240
5801793848	Magnum 280, 310, 340, 380
5801507162	Quadtrac 550
5801490158	Combine AF 7230, 8230, 9230

MAGNAPOWER™ BATTERIES

Made for Australia's toughest environments

Did you know?

The number one killer to all batteries is vibration. Extended vibration can crack battery welds and plates, causing electrical shorts. Another leading cause of battery failure is exposure to high temperatures which can result in batteries discharging more or undergoing sulfation (the crystallisation of lead sulfate) which reduces the batteries ability to charge.

What is the benefit of using a premium battery for my equipment over a standard car battery?

MagnaPower™ premium batteries are built for the harsh conditions agriculture equipment is exposed to when bouncing across a field or job site. MagnaPower™ batteries also contain larger and heavier lead connections than typical off-the-shelf batteries. They utilise a unique epoxy bonding design to secure the internal grids to prevent shorts caused by excessive vibration and shocks.

How can you get the most out of your batteries?

In agricultural settings, batteries are often stored for longer periods of time (for example between seasons) and we would recommend investing in a professional charger to monitor the ongoing health of your batteries or should your battery need a kick start.

What makes MagnaPower™ batteries stand out from the rest?

- LifeGrid™ technology for consistent performance
- Large inter-cell connectors provide superior vibration protection
- Heavy-duty container for maximum durability
- Epoxy anchor bonding for improved strength



Talk to your Case IH dealer for more information on our extensive range of batteries for passenger vehicles, SUV/4WD/light commercial vehicles, heavy-duty trucks, motorcycles and marine applications.

PAINTS

Colours to stand the test of time

- A large range of manufacturer specified colours for genuine Case IH and Case IH Heritage brand products.
- Protects surfaces from rust and restores your farm machinery to a like new finish.
- Exterior durability and weathering.
- Easy application.



Name	Aerosol	1 Litre	4 Litre
MS2 Power Red	B17670N	B17671LF	B17672LF
MS3 Red 1998	B17566N	B17564	B17562
CNHi Dark Grey	B96104	B96105	B96106
CASE MS19 Silver	B17567N	B17565	B17563
Semi-Gloss Black	73323148	73323169	73323190
CASE MS 45 Non Glare Black	990121N	1132129R1	B90886
CASE MS 42 Power Tan 4	B17660N	B17661	B17662
CASE MS 43 R/Oxide Primer	1131655N	991078R1	B90892

Name	Aerosol	1 Litre	4 Litre
CASE MS 7 Power White	B17655N	B17656	B17657
CASE MS 50 Gloss Black	B17680N	B17681	B17682
IH 2150 Red	991012N	73323186	73323208
Grey Primer	B91253N	B91254	B91255
Buff Primer	73323150	73323171	73323191

MS2 Power Red



MS3 Red 1998



CNHi Dark Grey



CASE MS19 Silver



Semi-Gloss Black



CASE MS 45 Non Glare Black



CASE MS 42 Power Tan



CASE MS 43 R/Oxide Primer



CASE MS 7 Power White



CASE MS 50 Gloss Black



IH 2150 Red



Grey Primer



Buff Primer



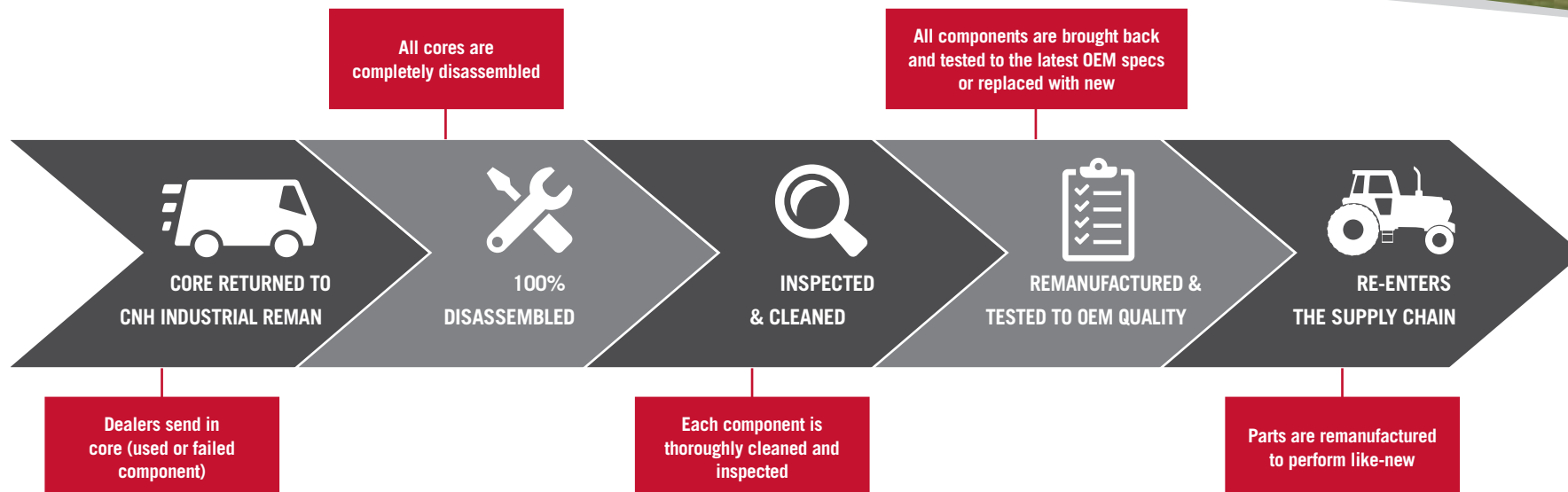
REMAN PARTS

Our history

CNH Industrial Reman is a joint venture between what is now CNH Industrial and Springfield Remanufacturing Corp. The partnership brings together CNH Industrial Parts & Service product expertise, access to equipment, and dedicated dealer networks with SRC's remanufacturing operations, capabilities, and expertise. CNH Industrial Parts & Service is the parts and service arm of the larger company that also includes Case IH. CNH Reman, later called CNH Industrial Reman, was formed on December 31, 2009 and has added an average of 600 new products every year since. The remanufacturing facility is located in Springfield, Missouri and includes a tech centre, distribution centre, and call centre.



REMAN PRODUCT LIFECYCLE





Why choose Reman for your equipment

Today, there are more reasons than ever to choose remanufactured parts from CNH Industrial Reman for your equipment. From more product offerings to less downtime during installation, you're sure to appreciate the unique benefits of choosing reman. If you're new to remanufactured parts from CNH Industrial Reman, here are some great reasons to make our parts a key element in your ongoing equipment maintenance program.



INCREASED UPTIME

Increase uptime with drop-in assemblies. There's no need to waste time and labour hours on complicated rebuilds that could yield unanticipated problems and costly surprises.

RELIABILITY, NOT LIABILITY

CNH Industrial Reman remanufactured replacement parts are engineered specifically for Case IH agriculture equipment, minimising risks and improving mechanical dependability.

BETTER FOR THE ENVIRONMENT

Remanufactured parts require up to 85% less energy to construct than new parts. Reman parts save energy and natural resources.

SUPERIOR WARRANTY PROTECTION

CNH Industrial Reman remanufactured replacement parts carry a superior warranty protection, so equipment owners like you can enjoy peace of mind knowing we've got you covered.

GOOD AS NEW

Whenever possible, a component is machined and brought up to the latest specifications to ensure the product is as good as new. Plus, remanufacturing allows us the benefit of hindsight. As parts are received at the core centre, failure trends are identified so improvements can be made on both the remanufactured part as well as the new part design.

LOWER TOTAL COST OF OWNERSHIP

Our remanufactured parts are competitively priced, offering great value while ensuring peak performance.

CONSISTENT PRODUCTION AND CONSTANT COMMUNICATION

CNH Industrial Reman remanufactured replacement parts are built by trained technicians who build hundreds of the same products each year, not just one per season or lifetime. The reman team are in constant communication with the original equipment manufacturer (OEM) which allows us to accommodate changes in the remanufacturing process in any changes they may release.

THE PARTS YOU NEED

There are thousands of CNH Industrial Reman remanufactured replacement parts available for over 20,000 applications. We're adding more parts to our already extensive Reman roster all the time. This expanded offering gives you more options for your equipment needs.

GENUINE REMANUFACTURED PARTS

Reman parts are engineered specifically for Case IH machines to give you better peace of mind.



• SIGNIFICANT SAVINGS

Our remanufactured parts are competitively priced, offering great value while ensuring peak performance.

• QUALITY

Our remanufactured parts are completely disassembled. All parts are thoroughly inspected and reassembled to the latest OEM specifications.

• OEM PERFORMANCE

Our remanufactured parts are engineered to deliver like-new performance that meets stringent Case IH performance specifications.

• LESS DOWNTIME WITH INSTALLATION OPTIONS

Because many of our remanufactured parts are ready to install, service technicians spend less time completing repairs or shop installs.

The result? Quicker turnaround and a whole new level of equipment uptime for you.

ENGINES

- Long block
- Short block
- Replacement engine

FUEL

- Fuel injection pump
- Fuel injector

ROTATING ELECTRICAL

- Alternator
- Starter motor

ENGINE COMPONENTS

- Cylinder head
- Crankshaft
- Camshaft
- Crankcase
- Connecting rod
- Water pump
- Oil cooler

AC COMPRESSOR

TURBOCHARGER

BLOWER MOTOR

ROLLER WHEEL

ELECTRONICS

- ECU
- Joystick
- Monitor

HYDRAULICS

- Hydraulic pump
- Hydraulic cylinder
- Hydraulic motor

DRIVELINE

- Axle
- Clutches
- Final drive
- Gearbox
- Transmission
- Torque converter



REMANUFACTURED PARTS FOR YOUR STEIGER TRACTOR. GREAT QUALITY, EXCEPTIONAL VALUE.
OUR GENUINE REMAN PARTS ARE THE SMART WAY TO KEEP YOUR MACHINERY **AS GOOD AS NEW.**

REMAN ENGINE ASSEMBLY

At CNH Industrial Reman, we're constantly looking for ways to improve. With the benefit of hindsight, our expert team of engineers are continuously improving the remanufacturing process by analysing failure trends and warranty claims.

UPDATED ENGINE ASSEMBLY PROCESS

We've recently updated our engine assembly process to make it even better. Rather than assembling engines in a horizontal position, as this caused damage to the bottom of the cylinder head, we are now assembling them vertically.


Previously, technicians would have to wiggle components around slightly to get the head to drop over the pins, resulting in leaking head gaskets – this is no longer an issue.

Remanufacturing our engines vertically has many benefits and ensures that the heads line up easier on the pins, ultimately preventing head gasket damage in the process. No more damage means less warranty claims and failure trends, which is a win-win for us.

While a simple solution, altering to a vertical remanufacturing process has made all the difference and significantly improved our reman engines. In the past, warranty claims were showing oil pressure issues in Cummins engines and damage to the first two cam bushings. Now, by installing the camshafts vertically we have been able to prevent this issue from reoccurring.

INSTALLING THE CAMSHAFTS VERTICALLY:

- prevents debris from entering the cylinder head
- allows a straight shot for it to be installed with no extra movement
- eliminates any damage or scuffing to the bushings during the assembly process.



TWIN SPINDLE DC TORQUE TOOL

Ever wondered what tools we use in the assembly of our genuine remanufactured engines? At CNH Industrial Reman, we are proud to invest in and use state-of-the-art equipment. The twin spindle DC torque tool, also called a dual arm torque tool, is one such piece of technology.

When attached to ergo arms, the dual arm torque tool enables technicians to tighten main cap bolts and secure the crankshaft with precision, preventing cantilever loads in the engine. This means technicians can torque both rod cap bolts or both main cap bolts simultaneously.

This dual arm torque tool eliminates torquing by hand and means everything is completed uniformly, preventing potential operator error of over or under torquing.

Every one of our remanufactured engines has its own specific programming and torquing sequence, designed to meet OEM specifications and optimised for peak performance.

GENUINE LUBRICANTS

NOT SURE WHICH LUBRICANT PRODUCT TO USE OR HOW MUCH?

Visit Lube Lookup, our online tool to assist you in identifying the lubricants and volumes required for your Case IH equipment.



CLICK
HERE



DID YOU KNOW?

We have designed pail adapters to aid in fitting most oil transfer pumps into your 20L genuine lubricants pails. These pail adapters help keep the pour spout upright for ease in pumping. Ask your dealer for more information.



No. 1 Engine Oil™ SAE 10W-40 API CK-4 MAT 3571



73394542



73394624



73394541



73323043

NO. 1™ ENGINE OIL

As a safeguard against premature wear, our genuine No.1 Engine Oils™ have been specifically engineered to new, next generation MAT 3571, 3572, 3622 specifications. Our oils have been extensively tested to provide maximum protection in oxidation and aeration control, shear stability and proven performance life for the heavy-duty, high-temperature operation of agricultural and other off-road diesel-powered equipment.

No. 1 Engine Oil™ SAE 15W-40 API CK-4 MAT 3572



73394619



73394620



73394536



73394537

No. 1 Engine Oil™ Super SAE 15W-40 API CI-4 MAT 3622



73394622



73394623



73394533



73394534



WHAT DOES THE MAT NUMBER ON YOUR OIL CONTAINER MEAN?

The MAT designation on your oil container is what differentiates it from the competition. It certifies that genuine Case IH engine oils have passed our series of stringent, internal tests. The internal technical standards that are applied in testing go above and beyond the minimum API requirements – demanding more from our products. As a result, MAT specifications are used to test and approve all lubricants to ensure they exceed industry standard, meet the demands of machines and help extend component life.

That's why the Case IH choice for oil is documented in the operator's manual and approved for warranty claims. Only those MAT specified oils can make that claim.

HY-TRAN® HYDRAULIC TRANSMISSION OIL - PREMIUM

We first began developing Hy-Tran® oil for our own equipment back in 1964. Our oil has undergone extensive testing and several upgrades to improve performance and is now considered to be an industry standard.

When you use Case IH Hy-Tran® hydraulic transmission oil - premium, you're guaranteed best in class water tolerance, top-of-the-range torque transfer for smoother longer-lasting operations, and industry leading shear stability for less frequent oil top ups.

What equipment can I use Hy-Tran® hydraulic transmission oil - premium for?

Our Hy-Tran® hydraulic transmission oil - premium is designed to keep tractor transmissions, axles and hydraulic systems free from deposits while inhibiting wear, corrosion, sludge and foaming. By utilising the latest anti-wear additives, our oil is formulated to provide premium performance and protection for all generations of equipment - from legacy to CVTs.

Our Hy-Tran® hydraulic transmission oil - premium is designed specifically for your Case IH equipment by the expert engineers behind it.

Why is water tolerance so important?

Moisture contamination in oil can be detrimental to your machinery causing a range of issues from parts corrosion and premature oxidation to sediment build-up and the clogging of filters or even the acidification of your oil.

Our Hy-Tran® hydraulic transmission oil - premium features industry leading water tolerance with the unique ability to hold up to 1% of its volume in water to prevent damage to your equipment - from legacy to CVTs.

Features and Benefits:

- **Superior oxidation stability:** Less oxidation under heat prevents metal deposits and corrosion, extends component life and reduces downtime
- **Superior shear stability:** Provides advanced wear protection for transmissions and implement pumps by maintaining its viscosity when subjected to high temperatures and extreme pressure
- **Superior wear protection:** Less wear for longer component life compared to the competition
- **Water tolerance:** Ability to hold up to 1% of its volume in water helps prevent rust, sticky hydraulic valves, flow restrictions and pump cavitation

Hy-Tran® Hydraulic Transmission Oil - Premium



73394639



73394634



73394521



73394522



HYPOID GEAR OIL EXTREME PRESSURE

Our Hypoid Gear Oil formula is designed to help prevent deposit formation and maximise oil drain intervals without compromising on protection. Our genuine gear oil contains a unique additive package, developed specifically for our machines to keep your equipment operating at it's peak performance.

Gears in agriculture equipment are subjected to immense pressure which without the proper lubrication, can lead to breakdown in the lubricant film resulting in scuffing at high temperatures. The unique formulation in our genuine gear oil is designed to withstand the extreme temperature and pressure of agriculture applications to sustain a long-lasting lubricant film between the gear sets to prevent the dry contact between surfaces which leads to premature wear.

By using only genuine gear oil, your differentials and gear sets are better protected for increased performance under extreme pressure and extended equipment lifetime.

Features and Benefits:

- High load capability, anti-wear and extreme pressure properties extend equipment life
- Reduces maintenance costs under severe conditions
- Thermal and oxidation stability extends seal life and increases service life of equipment and lubricant

Hypoid Gear Oil Extreme Pressure SAE 80W-90 MAT3516-A



73394648

Hypoid Gear Oil Extreme Pressure SAE 85W-140 -MAT3516-B



73394574



73394575

FLUID ANALYSIS

Fluid analysis is a predictive maintenance tool that provides a picture of both the fluid and the internal condition of a component or system without the need for disassembly. It is an oil condition monitoring service which helps you to keep your business running smoothly by identifying potential oil or equipment issues before they become critical.

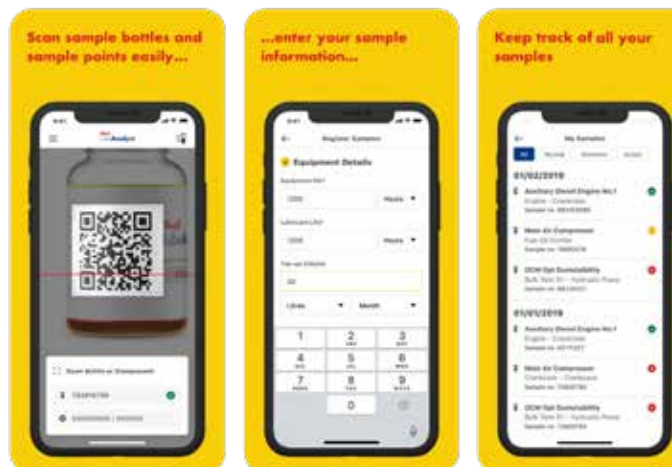
FLUID ANALYSIS PROVIDES YOU THE OPPORTUNITY TO:

- **Extend oil drain intervals**
Monitoring the condition of the oil optimises drain intervals so that you get the most out of the fluid you're paying for.
- **Extend equipment life**
Monitoring system cleanliness and filtration efficiency allows you to keep your equipment longer and significantly reduce replacement costs.
- **Identify minor problems**
State-of-the-art fluid analysis identifies dirt, wear particles, fuel dilution and coolant.
- **Maximise asset reliability**
Testing and analysis helps to prevent any downtime.
- **Provide assurances to future owners**
Analysis results provide valuable sampling histories for any prospective buyer.

OIL TEST KITS

The test kits are packed individually and contain a sample bottle, pre-addressed label, airbag, oil sample tubing and QR coded labels.

You can order these through your local Case IH dealer or request this service to be conducted on your equipment.



The easiest way to register: www.lubeanalyst.shell.com

LubeAnalyst Code: [] / []

QR Code

Sample Number: 00000000

Date Driven: DD / MM / YY

Shell LubeAnalyst

If LubeAnalyst Code is correctly filled in, there is no need to complete Equipment & Component Description section

LubeAnalyst Code: [] / []

Sample Number: 00000000

Date Driven: DD / MM / YY

Equipment & Component Description

Customer Name: [] Site Name: []

Equipment Description: []

Equipment Sub-Description: [] Component Description: []

Test Suite - For Transport/Construction Equipment

☐ Engine ☐ Hydraulic & Brakes ☐ Power Steering ☐ Right Red Drive

☐ Left Red Drive ☐ Gearbox and Transmission ☐ Axle, Differentials and Rear Drives ☐ Transfer Gearbox

Test Suite - For Industrial Equipment

☐ Diesel Engine ☐ Gearbox ☐ Hydraulic ☐ Turbine

☐ Gas Engine ☐ Bearings, Circulating Systems and ECM ☐ Axial Piston Engine ☐ Compressor and Steam Turbine

Equipment Details - For more accurate diagnosis, please complete this section.

Lubricant in Use: []

Equipment Life (Please include unit): [] Top-up Volume: [] Oil: ☐ Den ☐ Vack ☐ Nylak

Lubricant Life (Please include unit): [] Oil: ☐ Den ☐ Vack ☐ Nylak

Additional Sample Details

☐ Fresh Oil Value Sample ☐ Any other Maintenance Details

☐ Taken During Oil Drain

Remarks: []

Shell LubeAnalyst

Sample Number: 00000000

QR Code

GREASE AND COOLANT



OAT EXTENDED LIFE COOLANT

For use in tier 4 final/stage V and back

This long service life coolant/antifreeze is based exclusively on a synergistic combination of Organic Additive Technology (OAT), providing excellent overall corrosion protection. Suitable for all heavy/light duty diesel, natural gas and gasoline engines, this formulation is approved by our engineers under the new next-generation MAT 3724 specifications and provides superior high temperature protection in extreme conditions.

It protects cooling system metals including brass, copper, solder, steel and cast iron against rust, corrosion, and deterioration, and also fights against deposit build up and cylinder liner cavitation.

OAT Extended Life Coolant/Antifreeze - Premix MAT 3724



73394595



73394604



73394594



GREASE

Our grease is formulated with numerous additives to enhance and maintain consistent performance against high temperatures and extreme pressure. This includes:

- antioxidants
- anti-wear
- extreme pressure additives
- friction modifiers
- dyes
- anti-weld and solid.



Multi-Purpose 251H EP Grease Anti-Wear/NLGI 2 MAT 3555-A



73394600



73394601

FILTERS

ENGINE OIL FILTERS

DID YOU KNOW?

Case IH engine oil filters:

- are 70% more efficient in filtering critical contaminants using our MicroLoc™ synthetic media compared to paper-based media
- allow filtered oil to reach the engine quicker with improved cold flow
- deliver high soot tolerance and dirt-holding capacity for greater filter life.

For best performance, always use with genuine Case IH engineered engine oil.



FUEL FILTERS

DID YOU KNOW?

As fuel travels through a typical fuel system, it picks up dirt and water. A typical litre of fuel can contain over five million contaminants.

Few things impact equipment productivity faster than a low-quality fuel filter.

Extremely high injection pressures and tight tolerances of today's low-emission engines make them highly sensitive to even the smallest amount of water or contaminants. With pressures as high as 30,000 psi, contaminants act as an abrasive jet, capable of eroding fuel pump and injector surfaces.



THE 30-60-90 HORSEPOWER RULE

Off-road equipment generates more usable horsepower – 30% more than on-road trucks and 60% more than automotive engines. Tighter tolerances and higher temperatures than ever before result in severe duty cycles. Therefore, off-road engines require high-quality filtration and increased durability.



30%
HORSEPOWER
USAGE



60%
HORSEPOWER
USAGE



90%
HORSEPOWER
USAGE

CASE IH ADVANTAGE

Today's tier four certified engines require fuel to be 100x cleaner than engines built just a few years ago.

Case IH fuel filters feature advanced design and go through extensive testing to optimise equipment protection and performance.

- MicroLoc™ synthetic media delivers high-efficiency filtration that removes up to 99.7% of contaminants.
- 2x more dirt holding capacity extends the service life of your equipment.
- Offers better injector and fuel pump protection by eliminating more contaminants than competitor filters.
- Patented self-venting drain valve on fuel/water separators dramatically improves removal of free and emulsified water.

As fuel travels through the typical supply chain, it picks up dirt and water that is harmful – or even deadly – to your engine.



ENGINE AIR FILTERS

DID YOU KNOW?

A typical diesel engine requires more than 3,000 litres of clean air for every litre of fuel it burns. The better an engine can breathe, the better it can work.

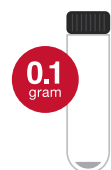
Case IH works diligently to specify particular filter requirements.

- Filter media, materials, seals and design features are engineered specifically for the machine to which they are fitted.
- As an example, one of Case IH's flagship platforms has 42 different air cleaner filter specifications associated with design and performance.
- Will-fit filters do not integrate with whole machine performance system design.
- Initial savings with a will-fit filter may end up costing your customers much more when repairs are needed.

CASE IH ADVANTAGE

It only takes a few grams of dirt to dust an engine.

Compare how much dust can pass through an air filter during 500 hours of operation.



CASE IH MICROLOC™ FILTERS
MicroLoc filter media
99.99% efficiency.



CASE IH STANDARD FILTERS
Standard filter media
99.9% efficiency.



AFTERMARKET FILTERS
Standard filter media
99% efficiency.

HYDRAULIC FLUID FILTERS

DID YOU KNOW?

Hydraulic pumps are sensitive to contaminants as small as 10 microns – that's 10x smaller than a grain of table salt.

Without proper filtration, equipment can experience:

- slips
- rough shifts
- brake system chatter
- critical failure of internal components, such as excessive gear wear.

A vast majority of hydraulic component failures are caused by dirt particles.

Up to 70% of these failures can be prevented with proper filtration.

Only Case IH hydraulic filters have up to a 99.9% efficiency at a lower micron rating compared to the competitor.

For best performance, always use genuine Case IH engineered hydraulic transmission fluid when recommended by the operator's manual.

CASE IH ADVANTAGE

FILTER	CAPACITY (G)	CASE IH GENUINE PARTS ADVANTAGE	AVG. PRESSURE AT FAILURE (PSID)	CASE IH GENUINE PARTS MIN. SPEC (PSID)	CASE IH GENUINE PARTS ADVANTAGE
Competitor	130	48% greater capacity	189	200	26% stronger
Case IH Genuine Parts	193		239		

Results from a field test of Case IH filter (84226263) versus competitor filter (ISO 16889).

TOYS

Ride-on toys

Look no further for the perfect gift for the little (or not so little) tractor lovers!

12V BATTERY OPERATED MAGNUM TRACTOR

Your little ones will have a ball riding around on the motorised replica of a shiny, new Magnum tractor! Go anywhere thanks to extra traction tyres allowing for all-terrain travel. With an extra-large side trailer to haul around all their treasures or supplies. Your kids will delight in loading up the trailer and delivering their goodies, whether it's playing farm games or helping out with the gardening.

Features and benefits:

- Easy to drive with gears to accelerate or reverse
- Two speeds available, 3.6km/h and 7.2km/h
- Safety first design with automatic brakes and a lockout feature to allow parents control of the speed
- Large side trailer with great carrying capacity
- Room to grow with adjustable seat and flip-up armrests
- Super traction wheels easily run over dirt, grass, gravel and hard paved surfaces
- Battery and charger included
- Available in pink or red



38kg max
weight
capacity



44060

44065

SIT N SCOOT

The ultimate entry-level Case IH for your toddlers and small kids. This comfortable, ergonomic design promotes movement skills in a safe environment for your little ones.



73322295

PEDAL TRACTORS

Let the kids keep active with their very own pedal and chain Case IH! With different designs available, find the tractor perfect for your child, whether they prefer delivering goodies with their trailer or helping to prepare the field with their own loader!

Features and benefits:

- Enclosed bicycle chain to protect curious little fingers
- Adjustable bucket seats with roll-bar, perfect for a growing child
- Heavy-duty tractor wheels run easily over dirt, grass, gravel or hard paved surfaces



73322346 Pedal tractor with trailer



44062



73322351 Pedal tractor with loader

Scale toys and collectibles

Visit your local Case IH dealer to see their in store range of diecast and replica toys.



Magnum™ 340 Rowtrac™



Steiger® 580
with Grouser® Blade



Puma® 195 with Loader



Optum™ 300 CVT



Steiger® 500 with Case IH Semi

Click here to find your local
Case IH dealer to shop their
toy range in-store!

CLICK
HERE

Soft toys



Quadtrac



Sugar cane
harvester



Puma



MERCHANDISE

Get RED-y for the season in style!

Our range of genuine Case IH apparel is a thread above the rest. Made from high-quality, durable and comfortable materials to provide you with options that are both stylish and practical.

With a wide range of shirts, jumpers, vests, jackets and more, we have all your apparel needs sorted for every season.

JACKETS



VESTS



LONG SLEEVE



SHORT SLEEVE SHIRTS



ACCESSORIES

BLUETOOTH® SPEAKER

The Case IH Bluetooth® speaker offers high definition stereo sound and is compatible with all mobile devices that support Bluetooth®. Its compact and sleek design means that it can be used anywhere without compromising on the sound quality.

Features include:

- wireless connectivity range of over 10 meters
- can be used with an audio cable
- three to four hours of playing time
- easy to recharge with a laptop, power bank or USB mains charger
- microphone for phone and conference calls
- play, pause and switch tracks directly from the speaker.



BAGS



HEADWEAR



STUBBY HOLDERS



DRINKWARE



Click here to shop the whole range on the Case IH shop or go to thecaseihshop.com.au

CLICK HERE



TOOLS

Quality tools for harvest & baling maintenance



CABLE TIE PACKS

- Assorted colours – blue, green, yellow, pink, orange

Part Number	Length	Colour	Pack Qty
TDCTP31	200 x 4.8mm	Assorted colours	100
TDCTP32	300 x 4.8mm	Assorted colours	100
TDCT154BKCD	150 x 4mm	Black	100
TDCT205BKCD	200 x 5mm	Black	100
TDCT305BKCD	300 x 5mm	Black	100
TDCT408BKCD-100	400 x 8mm	Black	100
TDCT559BKCD	550 x 9mm	Black	25
TDCT759BKCD	750 x 9mm	Black	25



CABLE TIE COMBO PACK

TDCTCP10

- Contains 1000 popular black cable ties in assorted sizes
- 3 x 100mm (Qty 200)
- 4 x 150mm (Qty 200)
- 5 x 200mm (Qty 400)
- 5 x 300mm (Qty 200)

CABLE TIE ASSORTED PACK

TDCTP07

- Assorted pack for a variety of applications
- Red - 100mm x 2.5mm
- Yellow - 100mm x 2.5mm
- Blue - 100mm x 2.5mm
- Black - 150mm x 2.5mm
- Natural - 150mm x 2.5mm
- Pack Qty: 500



KNIPEX COBRA® XS 100MM

TK8700100

- Grips like a big tool: The smallest water pump pliers in the world with full functional capability
- Optimum access in the narrowest spaces: an especially compact design with a very slim head



PLIERS WRENCH XS 100MM

TK8604100

- Optimum accessibility, even in confined spaces: particularly compact design, very slim head
- One-handed fine adjustment by pushing for the simplest adjustment to different workpiece sizes



HIGH LEVERAGE DIAGONAL CUTTERS

- High cutting performance with minimal effort
- Suitable for very tough, continuous use



KNIPEX CUTIX UNIVERSAL KNIFE

TK9010165BK

- The innovative and variably extended stabilisation bar allows for versatility, precision and faster cutting
- Exert targeted pressure on the back of the blade without risk of injury, no unintentional bending or breaking of the blade



Part Number	Med Hard	Hard	Piano	Length
TK7402180	3.8mm	2.7mm	2.2mm	180mm
TK7402200	4.2mm	3.0mm	2.5mm	200mm
TK7402250	4.6mm	3.5mm	3.0mm	250mm

TRIDON

KNIPEX



12V BATTERY MONITOR

MA98416

- DIY install in 2 minutes
- Bright colour coded LED's indicate battery voltage
- Fast, accurate and reliable
- Water and dust proof to IP67

12/24V LITHIUM JUMP STARTER

MA35000

- 12V/24V applications
- Automatic system voltage sensing
- 35,000mAh internal battery capacity
- LiFePO cells for extra safety and stability



BLUETOOTH® BATTERY MONITOR

MA98415

- Real-time battery monitoring of up to four devices simultaneously
- Monitors can be combined for 24V, 36V and 48V systems (one monitor required per battery)
- Stores and displays historical data
- Tests vehicle cranking and charging systems

BATTERY CHARGERS

- One step operation
- Fully automatic charging
- Maintains optimum battery condition



Part Number	AMP	Input	Output	IP65
AE120E	1.2	240 VAC, 50Hz	12VDC	No
AE300E	3	220-240 VAC 1A 50/60HZ	12VDC 3A	Yes

**FAMOUS
TOLEDO**
EXCELLENCE BY DESIGN



COOLING SYSTEM FLUSHING GUN PNEUMATIC

TL308239

- Provides high-pressure cleaning of radiators and heater cores
- Simply connect air line and water supply and pull trigger
- Essential tool for complete flush of cooling system from old coolant, dirt, rust and scale
- Size: Ø 19, 29, 32, 37, 40mm



BOLT CUTTERS

- Suitable for general purpose use with soft and medium metal applications only
- Slim head centre cut jaw design enables close surface cutting

Part Number	Length
TL316002	450mm 18"
TL316004	750mm 30"
TL316005	900mm 36"



DIESEL INJECTOR PORT CLEANING KIT

TL304052

- Cleans injector ports and seats prior to new injector installation
- Features reusable plugs to prevent contaminants and debris from falling into cylinders during intensive cleaning process
- Includes various size brushes and attachments for deep cleaning



CROWFOOT WRENCH SET 3/8"

TL321265

- Metric flexible flare type crowfoot wrench set suitable for automotive, industrial and engineering applications
- Flexible head allows 200° of movement
- Suitable for hydraulic, fuel, air and brake fluid lines to avoid rounding the nut



COMMUNICATIONS

Wherever life takes you, take GME



MT610GAUS

Safety has firmly established itself as one of the most important aspects of any industry, and farming and agriculture is no different. With day-to-day activities such as yarding cattle, using UTVs, and the operation of heavy machinery there is the potential for things to go wrong, especially when operating alone or in remote areas with limited or no mobile reception.

As the only Australian manufacturer of emergency beacons, GME has spent years producing emergency beacons that not only meet strict international standards, but also suit Australians needs and the harsh conditions they operate in. GME's latest development is designed with farmers in mind and aims to provide them with emergency assistance if something goes wrong.

The **MT610GAUS** personal locator beacon (PLB) is the latest in emergency beacons from GME and features a lightweight and compact design that is easy to activate in an emergency, being able to be activated with only one hand.

Additionally, it is IP68 rated, meaning it is completely dust proof and waterproof, ensuring it is ready to go regardless of the situation. Boasting a 7-year battery life, the **MT610GAUS** will transmit for a minimum of 24 hours once activated, and utilising the built-in 72 channel GPS Receiver, ensures fast transmission of accurate location information to rescue authorities which will generally be received in less than 15 minutes.

ACCUSATO™
EMERGENCY BEACONS



6 YEAR
WARRANTY



5 YEAR STANDARD
WARRANTY



TX6600S

5-WATT IP67 UHF CB HANDHELD RADIO

You'll never be out of touch with the TX6600S 5-watt IP67 UHF CB handheld radio.

This Australian-made, five-watt UHF radio is specifically designed to perform under the toughest working environments. With an IP67 ingress protection rating and a five-year warranty, you can trust that this radio will deliver exceptional performance over many years.

The TX6600S is designed, engineered, and manufactured in Australia. You can trust it to perform in Australia's harsh climates and outdoor working environments. It suits a wide range of industries, from agriculture and mining to construction and manufacturing, that require stable and dependable communication.



From handheld UHF radios and mountable CB radios to antennas and locator beacons, GME will keep you connected better than ever before.



Improve your mobile coverage.

with
CEL-FI **GO** Mobile **smart** signal repeater packs



SPECIAL OFFER
Free two years extended
warranty for a total of 4 years
(VALUED AT \$130)



CEL-FI GO TELSTRA SMART SIGNAL REPEATER + CLR8-5G ANTENNA

AXGO T +ANT

- This kit features the 73cm CLR8-5G high quality 7/9 dBi spring base antenna.
- Ideal for highway and all on/off-road communications.



UHF-CB HANDHELD RADIOS

AXG18

- 5-watt IP67 waterproof hybrid UHF-LMR radio



AXUH850Y

- 5-watt waterproof UHF-CB radio

RADIOS

AXAX1805BT

- 3" LCD Mechless with camera input short chassis (96mm)



AXAT1900BT

- Mechless all-terrain 1-DIN source unit with Bluetooth® short chassis (96mm)



AXAT1912KIT

- Watertight multimedia player with 6.5" speaker



MINI COMPACT UHF CB RADIO WITH 3.1DBI ANTENNA

AXMACHINERYPACK

- The machinery pack is the ideal kit for construction & agricultural machinery.
- It comes with the PRO901 mini compact, rugged UHF CB radio and 3.1dBi antenna kit.



CAMERA KITS

AXJS7000K

- 7" LED monitor and camera kit



DASH CAMS

AXZOOM+2

- Full HD front and HD rear dash cam with GPS
- Includes 32GB micro SD card



AUTOBACS
オートバックス

audioXtra
AUTOMOTIVE SOLUTIONS
A DIVISION OF AUTOBACS

AFTERMARKET PARTS

Aftermarket lighting solutions for all your farming machinery



LED DRIVING LIGHT BAR - SPOT BEAM
NA72772



ULTIMA 215 LED DRIVING LIGHT
215MM OD
NA71740



9-64V LED WORK LAMP FLOOD BEAM
6000LM RECTANGULAR 6 X 10W LED
NA72457

- Delivers a powerful and high quality spread of intense, white light.



9-64V LED WORK LIGHT FLOOD BEAM
1000LM OVAL 2 X 5W WITH 2 LEDs
NA72446

- A powerful yet compact work lamp with two powerful 5W LEDs ideal for close range illumination and where space is limited.



9-64V LED WORK LAMP FLOOD BEAM
4000LM SQUARE 4 X 10W LED
NA72453

- Four powerful and ultra reliable 10W LEDs deliver a high quality spread of intense, bright white light.



DEUTSCH CONNECTOR ASSORTMENT
NA57400

- Contains a comprehensive assortment of Deutsch DT Series high end connectors including male and female terminals. Packed in a quality plastic case.



AMP CONNECTOR ASSORT
NA57500

- Contains the full range of AMP super seal connectors including male and female terminals.



2 WAY DTP DEUTSCH CON. KIT(1)
NA57314BL

- 2 way (male/female) DTP connector kit with wedges and size 12 terminals. Amp rating: 25A - blister pack.



4 WAY DTP DEUTSCH CON. KIT(1)
NA57316BL

- 4 way (male/female) DTP connector kit with wedges and size 12 terminals. Amp rating: 25A - blister pack.

NARVA®
THE VISION TO GO FURTHER

DTM DEUTSCH CONNECTOR ASSORTMENT
NA57313

- Contains a comprehensive assortment of Deutsch DTM connectors including male and female terminals. Packed in a quality plastic case.



DURALED INDICATOR LAMP
HA2053



COMPACT LED WORK LAMP
HAHM1590WB



DURARAY3 LED ROTATING BEACON
HAHM9500ADIR



LED MICROBAR 30W AMBER LENS
12-24V
BF700-00



LED WORK LIGHT - TRAPEZOID BEAM OVAL - 750 LUMEN OUTPUT
B5121T



LED DRIVING LIGHT - COMBO BEAM
BDL367LED





Aftermarket cooling power transmission and cooling components

PROTECT YOUR UPTIME AND YOUR HARVEST

Gates' agricultural belts, hoses, and hydraulic solutions will give you the power and precision you need to make the most of this year's harvest. Gates is a leading manufacturer of high-quality and heavy-duty belts for the automotive, industrial, and agricultural markets. Gates consistently delivers superior performance because they only use the best materials and manufacturing processes. Their worldwide customer base stems from their advanced belt technology, product development policy and innovative design procedures.

As an industry-leading supplier of OE-Exact agricultural and grounds maintenance equipment, you can trust Gates to perform throughout this year's harvest.

Product range includes:

- conventional wrapped belts
- light-duty power rated belts
- blade runner belts
- micro-v belts
- fleet runner v-belts
- powerated belts
- Truflex v-belts.



DESIGNED TO PERFORM

This harvest, choose agricultural belts that are designed to perform under the toughest working conditions. Dayco offers an extensive range of agricultural replacement belts for heavy-duty power transmission applications. Dayco's high-quality transmission belts will withstand the dust, dirt, stones, and other objects that may enter between the belt and the pulley. Do not be deceived by the small size of their tensioners, as they can support significant additional loads and are developed for heavy-duty drives on farming machinery. Dayco also design their transmission belts with the harshest of Australian climates in mind, ensuring that they maintain their shape in hot working conditions.

Product range includes:

- heavy-duty belts
- gold label poly rib belts
- top cog gold belts
- label No Slack™
- heavy-duty belt tensioners
- gold label hoses.



AFTERMARKET PARTS

EXPERIENCE THE NEW DOMETIC CFX3

This harvest, keep your energy levels high with the new Dometic CFX3. This industry-leading fridge comes with flexible power options, a user-friendly interface, removable ice trays, temperature control, and a performance monitoring app.

No matter what hours you work, you can have confidence that your food will stay fresh and safe throughout this year’s harvest.



USER-FRIENDLY INTERFACE

Weatherproof high-resolution user interface displays operating status.

CONVENIENT CFX3 APP

Temperature control and performance monitoring via CFX3 app.

FLEXIBLE POWER OPTIONS

Powered by AC, DC and solar.

REMOVABLE ICE TRAYS

Produces ice in a matter of hours.

Part Number	Description	Storage Capacity (L)	Weight (kg)	Dimensions (W x H x D) (mm)
CFX335	Compressor fridge or freezer	36	16.9	398 x 407 x 694
CFX345	Compressor fridge or freezer	46	18.7	398 x 476 x 694
CFX355	Compressor fridge or freezer	55	20.4	720 x 480 x 455
CFX355IM	Compressor fridge or freezer, ice maker	53	21.3	720 x 480 x 455
CFX375DZ	Compressor fridge and freezer	75	27.8	892 x 472 x 495
CFX395DZ	Compressor fridge and freezer	94	29.8	962 x 472 x 530



CRC’s manufacturing of cleaners, lubricants, penetrants and other specialty products meet all the performance standards, certified to ISO 9001. Continually meeting this standard and gaining recertification reflects their ongoing commitment to quality and consistency.

CLEANERS | LUBRICANTS AND PENETRANTS | PROTECTANTS | SPECIALTY

AUSTRALIAN MADE FOR AUSTRALIAN SUPPLY



MOISTURE METERS

Operate accurately and quickly, measuring moisture in the field

WHY TEST MOISTURE?

Moisture is the single most important factor influencing the quality of your hay and silage. Managing moisture levels is a continuous process that requires appropriate measuring tools. Testing moisture content before, during and after the season is one of the ways you can protect your investment. Whether out in the field or in the barn, our moisture testers operate accurately and quickly.

PORTABLE HAY AND SILAGE MOISTURE TESTERS



Tester Name	WINDROW™	DHT-1™	HT-PRO™	1210 SILAGE AND GRAIN TESTER
Part Number	87299900	B500818	87298950	B500821

BALER-MOUNTED HAY MOISTURE TESTERS



Tester Name	BHT-1™	BHT-2™
Part Number	B505454	73340410

MOWER AND BALING PARTS

Parts made and designed for your machine

Your Case IH equipment is designed to perform in the toughest Australian environments. When you choose Case IH, you choose to invest into your farm.

Visit your local Case IH dealer to see their full range of mower and baling parts.



Our genuine parts are designed by the engineers who know your machinery best. When using genuine parts, you're making the decision to protect your investments, whether that be your equipment or your harvest. When it comes to baling, we have all of the critical wear parts you need to maintain the quality of your investment.

WINDROWER/MOWER CONDITIONERS

- Blades
- Conditioner rolls
- Crop lifers
- Gear boxes
- Guards
- Hub kits
- Knife sections
- Wobble boxes



87298551



86616634



48054142



87580643



87528245



47756413

NUTRITIONAL LOSSES BEGIN AT CUTTING

Harvesting early and frequently improves the quality of hay produced. However, once the plant is cut, the challenge is to preserve as much of the nutritional value as possible. One thing is clear: the less time it takes to get the crop off the field and into a stable form of storage, the greater the nutrients retained for feeding to the animal. For hay, this means that the more quickly the crop can be dried down, the fewer nutrient losses. For silage or baleage, the sooner that crop is placed in a properly sealed storage structure at the appropriate moisture content, the more nutrients are retained.



LARGE SQUARE BALERS

- Bearing kits
- Bill hook assy
- Pick up guards
- Pickup guards
- Tine kits



87645121




87298488

ROUND BALERS

- Bearing kits
- Belting
- Pickup guards
- Tine kits



87298538



87298536



87394242

SMALL SQUARE BALERS

- Bale counters
- Knife arms
- Knife kits
- Meter wheel kits
- Pick up tines



86608973



84204817



87012136



86979308



86977418

TWINE AND NETWRAP

Case IH crop baling brings the highest performance baling and wrapping solutions together



HARVEST KING BALER TWINE

You rely on your baler running with very little downtime and expect every bale to make the grade. You need to be sure that the twine will knot and secure the bale in any conditions. Harvest King baler twine binds standard and high density bales with ease. Optimised for use in our balers, it flows smoothly through the knotting mechanism so you can bale at maximum speed with confidence.

Part Number	Description	Spool Length	Pack Length
73322581	Harvest King high density	1,100 m	2,200 m
66213585	Harvest King large square 'plus'	1,400 m	2,800 m
73322578	Harvest King small square	2,200 m	4,400 m

BALER EFFICIENCY

- Designed for smooth flow through the baler to minimise stoppages
- Less handling and retying of spools when baling
- Maximise your output

BALER INTEGRITY

- Maintains strength with highly dense, highly compressed bales
- High knot integrity with no slippage
- Maximum UV stability for Australian conditions

BALE VALUE

- Bales can be safely stacked, stored and transported without losses
- Guaranteed length for real value
- In-field support provided by Tama Australia





PROFESSIONAL NETWRAP

When baling, you don't usually have the luxury of time. There are dozens of other jobs to do at harvest and the possibility of bad weather is never far away. You want to bale crops as soon as conditions are right, so you need a dependable baler and wrap combination that always finishes the job. Professional netwrap is specifically designed for efficient baling and a more robust bale. Bale with confidence, knowing you're making more high value bales, more efficiently.

BALER EFFICIENCY

- Bale+™ technology for a lighter and stronger netwrap
- Roll end warning stripe means you immediately know when to change rolls
- Unique Zebra® marking system to distinguish left from right for fast changeovers

BALER INTEGRITY

- Edge-to-Edge® technology ensures wrap maintains its full width as it feeds onto the bale
- Stays strong even when wrapping dense, highly compressed crops
- Custom design prevents weakening by baler mechanism

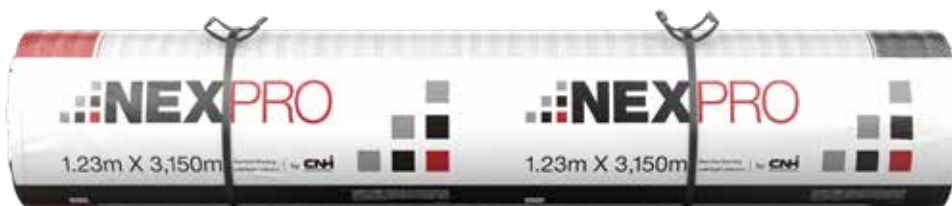
BALE VALUE

- Edge-to-Edge® bale coverage prevents losses during handling
- Crops remain fully secured until use
- Unique Zebra® pattern shows unroll direction to help end users



NEXPRO NETWRAP

- Suitable for wrapping silage or hay
- Excellent coverage for hay and silage
- Universal
- Easy to use
- Easy handling
- Guaranteed minimum length
- Red end warning
- Carry handles for easy lifting
- UV stabilised for Australian conditions
- In-field support provided by Tama Australia



Part Number	Description	Roll Length	Roll Width
73380728	Professional 3,800 m	3,800 m	1.23 m
73322205	Professional 2,800 m	2,800 m	1.23 m

Part Number	Description	Roll Length	Roll Width
73322982	NEXPRO 1300	3,150 m	1.30 m
73322983	NEXPRO 1230	3,150 m	1.23 m



BALESKIIS®

Achieve higher quality bales

BaleSkiis® covers the bale chamber with a specially designed, self adjusting material. An anti springback pattern machined into the product uniformly compresses the hay and keeps it compressed when the plunger retracts. This ensures a constant uniform movement and compression of hay through the bale chamber. This means that the hay is not moving back and forth in the chamber breaking off leaves and stems. Putting more high protein leaves in the bale - not on the ground.

HOW IT WORKS

One-way anti-springback pattern machined full length of liner

Pattern keeps hay compressed even when plunger retracts

Non-stick properties prevent bale chamber buildup

Covers all four sides of bale chamber

Special self-adjusting material stabilises friction

Material has three times the wear resistance of mild steel

FEATURES AND BENEFITS

- Kits for almost any small or large square baler
- Patented design
- Works in all crops
- BaleSkiis® high-density liner has three times the wear resistance of mild steel
- Reduces knottier problems and broken bales
- Heavier, more dense bales
- Reduced horsepower and fuel consumption
- Tests show leaf loss reduced by 30%
- Increased protein
- Reduces bale chamber plugging and buildup
- Reduced wear, breakdowns and downtime

Click here to watch this video to learn more about how BaleSkiis® can increase your yield this harvest.



CLICK HERE

Part Number	Description / Application
73323212H	Large square BaleSkiis® for model LB436 high density (includes HD clips)
73322984H	Large square BaleSkiis® for model LB434
73343784	Large square BaleSkiis® for model LB334
73340931	Small square BaleSkiis® for model SB531
73340932	Small square BaleSkiis® for model SB541
Replacement Parts	
73323213	Replacement bolt
73323214	Replacement washer
73323215	Pressure rail strip large sq
73323216	Pressure rail strip small sq
73323217	49" metal clip blank (non HD kits)




HARVEST TEC

700 series

- Dual pulsing solenoids – accurately controls rate of preservative with a range from 10 kgs/hr up to 362 kgs/hr

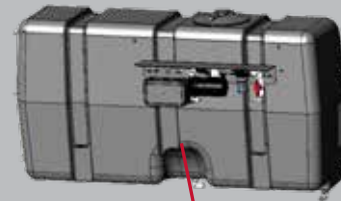


- Dual star wheels – sends low voltage signal to accurately sense moisture at front of bale chamber



- Optional GPS antenna – records position of bale on the job record
87491749

- Pump plate – mounted on preservative tank. Includes bypass pump and flow meter



- Display (not included) - improved functionality for ease of operation


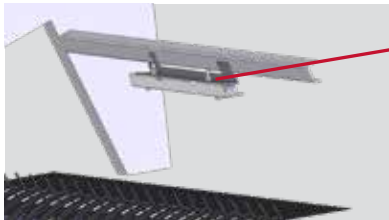


- Optional moisture dye marker - highlights high moisture bales allowing operator to sort and store only bales within their preferred moisture range

C740DM
Red dye - **C0800**



- Spray shield/tips – hay preservative applied at baler pickup on loose windrow as fed into the baler



- Optional microwave moisture sensors – positioned at the back of bale chamber (shown) for artificial moisture applications. Additionally, can be positioned in precompression chamber for improved preservative placement in bale

C770MWM Pre-compression microwave
C771MWM Rear chute microwave

- Optional end of row shut off eye – automatically turns applicator on/off when entering/exiting windrow
C474C



Part Number	Description
C7954636C	LB436HD 700 series applicator
C7964534C	LB434, LB434XL standard or packer 700 series applicator
C7964636C	LB434, LB434XL Rotor Cut 700 series applicator
C0908LT	Crop saver hay preservative – 1000L
C0904LT	Crop saver hay preservative – 190L



FIRE SUPPRESSION

Legally compliant with Australian standards

For an Australian, practicing and understanding fire safety and prevention methods is not only recommended, it's a necessity. Our environment means we're constantly faced with conditions that could ignite catastrophic damage within moments.

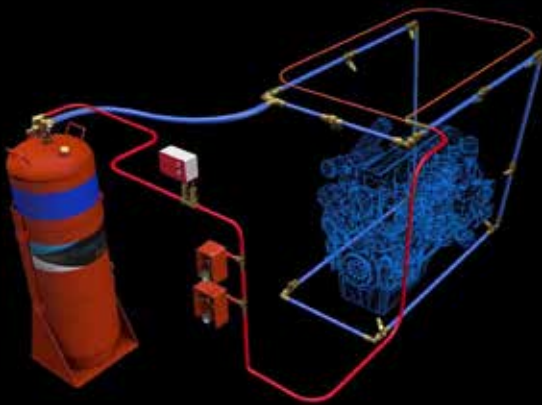
The inside chambers of agriculture equipment can climb to extreme temperatures, as is the nature of heavy-duty machinery. When chaff is picked up by fans or wheels and is caught inside, if they heat up, they can smoulder and catch on fire.

Checking your machines regularly to remove straw or grass build up is recommended, as well as checking spark arrestors are maintained. However even with diligent checks to your equipment, it's important to always be prepared for any scenario with the recommendation to always have at least two fire extinguishing options equipped to each machine.



FIRE EXTINGUISHERS AND BRACKETS

Part Number	Description
CH2040/17	Fire extinguisher 1.0kg ABE dry chemical 1A:10B:E
CH2062/17	Fire extinguisher 1.5kg ABE dry chemical 2A:30B:E
CH2055/17	Fire extinguisher 2.3kg ABE dry chemical 2A:40B:E
CH2058/17	Fire extinguisher 4.35kg ABE dry chemical 4A:60B:E
CH2060/17	Fire extinguisher 9.0kg ABE dry chemical 6A:80B:E
CH1013/17	Fire extinguisher 9.0lt 3A water
CH1013/17F	Fire extinguisher 9ltr water f/guard filled
CH9LFOAM-FF	Fire extinguisher 9.0lt foam 3A:20B
CH70074	Fire extinguisher vehicle bracket HD suits 2.5kg to 4.5kg
CH70076	Fire extinguisher vehicle bracket HD suits 9.0kg



SANDVIK ECLIPSE™ FIRE SYSTEMS

Statistics indicate the three critical steps to successfully suppressing devastating fires without reliance of operator intervention include:

1. Automatic detection and activation

It's vital to gain early control of a fire as most large fires start out small and unnoticed.

2. Automatic engine shutdown

Isolation of equipment power is key to interrupting the fuel supply feeding the fire.

3. Extended discharge time

Liquid agent fire suppression seals in flammable vapours and cools superheated surfaces to prevent reignition.

All Sandvik Eclipse™ fire systems feature fully automated activation and engine shutdown as standard features however you can have this system installed without the engine shutdown feature.



SAFETY SIGNS

BE SEEN-BE SAFE

Clear and well placed safety signage and labels are critical to your operation and the safety of your farm. Safety signage is designed to help keep everyone on the ground safe.

We have a wide range of signs available to suit your every application that are made from a variety of materials including aluminium, metal, nylon and mesh.

Contact your local Case IH dealer to find out more.



**OVERSIZE
LOAD AHEAD**

ROAD TRAIN

LONG VEHICLE

**DO NOT OVERTAKE
TURNING VEHICLE**

**DO NOT OVERTAKE
TURNING VEHICLE**

OVER SIZE

**DO NOT
OVERTAKE
TURNING VEHICLE**

REDXTEND WARRANTY

EXTENDED WARRANTY PROTECTION
THE OPTIMAL MACHINE PROTECTION PLAN CREATED JUST FOR YOUR EQUIPMENT,
SHOULD THE UNEXPECTED OCCUR.

RedXtend is designed to offer true peace of mind by providing a range of extended warranty options to offer protection for up to 5 years total, inclusive of the Case IH standard product warranty. It's our commitment to take care of you should the unexpected occur, beyond the standard product warranty period.

You can purchase a RedXtend Protection Plan when ordering your new machine, or within 30 days from the date of delivery of your new equipment.

[Click here to access the full RedXtend brochure.](#)



QUALITY REPAIRS

If your machine requires some attention, all eligible repairs will be carried out using genuine Case IH parts and will be fitted by our dedicated, factory-trained technicians.

TRANSFERABLE PROTECTION

As an added bonus, RedXtend plans remain with the machine and are transferable to the new owner if sold during the protection period. This provides prospective owners of your Case IH equipment with the peace of mind that the equipment has been properly cared for under your ownership.

FINANCING

For greater convenience and flexibility, RedXtend warranty can be financed as part of your Case IH equipment purchase. Speak to your dealer about developing a complete finance solution**.

FLEXIBILITY OF PLANS

RedXtend is designed with the care and maintenance of your Case IH equipment in mind, allowing you to choose a protection plan for your specific needs.

* Terms and conditions apply. Contact your local Case IH dealer for details.

** RedXtend plans financed through CNH Industrial Capital Australia Pty Limited are required to be financed with the new machine purchase at time of sale.

REMEMBER, IF YOU TRADE OR SELL YOUR CASE IH
DURING THE COMPLETE PROTECTION PERIOD, THE NEW
OWNER WILL MAINTAIN THE ADVANTAGES OF **REDXTEND**.*

* Transfer of Plan:

If you decide to sell your Case IH equipment that is covered by RedXtend, there's good news for the new owner, as all the benefits of RedXtend for the unexpired portion can be transferred to them. If you would like to transfer the benefits of RedXtend to the new owner, you will need to complete the Notice of Transfer document and otherwise meet the requirements set out on page 9 of your RedXtend Warranty Registration Document.

REDXTEND
WARRANTY



   
caseih.com

31-53 Kurrajong Road, St Marys NSW, 2760, Australia

Case IH reserves the right to make improvements in design and changes in specifications at any time without notice and without incurring any obligation to install them on units previously sold. The specifications, descriptions and illustrative material contained herein are as accurate as known at time of publication, but are subject to change without notice. Illustrations may include optional equipment and accessories and may not include all standard equipment.

CASE IH