

# FARMALL JX SERIES TRACTORS

**CASE IH**  
AGRICULTURE





# THE WORLD OF FARMING IS CHANGING. WILL YOU BE READY?

More from the land. More from yourself. More from your equipment.

Which is why we also demand more. More powerful engines.

More productivity boosting features. More approachable and knowledgeable Case IH experts.

And we do all this to better serve you and the needs of your operation.







LEADING THE INDUSTRY

4-5

PRODUCT OVERVIEW

6-7

POWER AND PERFORMANCE

8-9

EFFICIENCY AND ECONOMY

10-11

INTUITIVE INNOVATION

12-13

OPERATOR ENVIRONMENT

14-15

ASSISTANCE & SUPPORT

16-17

SPECIFICATIONS

18-19

## PROUD TO DRIVE A FARMALL JX

### THE NEXT GENERATION: VERSATILE, AGILE, POWERFUL

More than 160 years of experience in agriculture has given Case IH a clear insight into farmers' needs. We understand what it takes to help you produce food, fuel, energy and we do our utmost to bring you the technology to make that happen. That's why we've worked with our customers to create a new range of smaller tractors, putting characteristics like manoeuvrability, visibility and handling at the top of the features list. The result is the new Farmall JX.

### MAXIMUM PERFORMANCE.

The Farmall JX range are all powered by upgraded 8000 Series, Tier 3 Turbocharged Engines, carefully tuned to provide optimum fuel efficiency and maximum power.





### **COMFORT COMES STANDARD.**

A new ergonomically designed cab or a no-nonsense ROPS platform configuration are available to suit your list of chores.

### **INCREASED POWER.**

The Farmall JX range features a range topping 110 hp model offering an entirely new level of power and performance.

### **LOADERS FIT FOR EVERY TASK.**

The Farmall JX series features a factory fitted loader with bucket as an option, offering many time - and labor - saving advantages, perfect for livestock applications.

### **MULTI TASKING FLEXIBILITY WITH NEW POWERSHUTTLE TRANSMISSION.**

The new shuttle option is perfect for loader work in livestock applications, offering smooth direction changes and increased productivity.



## TAKE A WALK AROUND.



### EASY ACCESS AND A GREAT VIEW.

Slim pillars, large mirrors and a broad windscreen mean that, with a Farmall JX, the view to loaders and trailed or mounted implements is among the best in this horsepower sector.



### ERGONOMICS.

Logically-positioned controls with clear, concise instrumentation are part of the package that make tasks less arduous when working with a Farmall JX. Levers and switches fall easily to hand, making operation instinctive after only a short time at the steering wheel.



### POWERSHUTTLE.

An optional hydraulic Powershuttle makes for easy forward / reverse manoeuvring, especially during loader work.








### ALL-ROUND VISION.

The optional **new high visibility roof screen for the Farmall JX** makes it well-suited to loader work, while a revised lighting package turns night into day when working on after dark. The worklights are integrated into the roof for protection, yet are fully adjustable.



### HIGH-CAPACITY HYDRAULICS AND PTO.

Farmall JX tractors benefit from 40 l/min open-centre hydraulic systems or 51,7 l high flow pump option and can be equipped with up to three rear remote valves. Rear linkage lift capacity is 3,565 kg (3,000 kg on the JX 65 and JX 80). 540 PTO is standard together with ground speed PTO. Optional you can choose between 540/540E or 540/1000 and servo-assisted PTO engagement.



### PLENTIFUL POWER.

**Turbocharged and intercooler mechanical injection Tier 3 engines provide reliable power**, day in, day out. Simple, robust design results in trouble-free, long-life working, and reduce maintenance requirements.



### SPEED AND SAFETY.

A wide range of transmissions are available, including a 12 x 4 constant mesh, a 12 x 12 synchromesh, a 20 x 12 creep speed transmission or a 12 x 12 Powershuttle, offering clutchless direction changes. **Top travel speeds of 30 kph are available on Farmall JX tractors**, and for additional assurance when stopping, whatever the conditions, a braked front axle is optional on all models.

## THE POWER TO PERFORM.

With six models between 65 and 110 hp, whatever the power requirements of your business, there will be a Farmall JX to fit your needs.


Economical without compromising on power and durability, Farmall JX delivers unbeatable value for money.

Farmall JX tractors are powered by turbocharged and intercooled engines to give you maximum power for less fuel consumption.

Up to 30% torque rise means fewer gear changes and greater efficiency, and the results speak for themselves.







### **PLENTY OF CAPACITY.**

These are tractors that deliver their power precisely to where it's needed most – at the wheels, at the drawbar, at the link ends, at the PTO and through the hydraulics.

### **EASY MAINTENANCE.**

Engine oil checks are possible without lifting the hood. The single-piece bonnet gives easy access to the cooling package for cleaning purposes. The optional dust ejector extend the service interval of the air filter.

A optional thermostart assist with cold-starting, even at very low temperatures.



### **BIG FUEL TANK CAPACITY FOR LONGER WORKING DAYS.**

The Farmall JX Range comes standard with a big 110 litre fuel tank, ensuring you stay productive so the working day is not interrupted by the need to refuel.

## TRANSMISSION & PTO.

The Farmall JX Range can be configured with a wide range of transmissions to suite any type of application. Gear speeds are spaced to have a steady progression between ranges and be fully compatible with operations around the yard, in the field or on road transport. Choose the transmission that best fits your needs. Choose between an economical 12x4, a 12x12 mechanical shuttle, or a 12x12 hydraulic Powershuttle, all with a maximum travel speed of 30 km/h.







### **MORE WORKING CHOICE.**

For specialist applications, optional creep speed provides an additional 8 forward speeds resulting in 250 metres per hour at rated engine speed. During operation, these ratios are engaged and disengaged by a separate lever transforming Farmall JX into the ideal vegetable planting or harvesting machine.



### **EXCEL AT HANDLING.**

The optional hydraulic Powershuttle is particularly useful for the repetitive forward and reverse driving in loader applications. When equipped with a front end loader from the Case IH loader range, your Farmall JX will excel at lifting and handling big bales or other bulk materials to make light work of the biggest task.



### **PTO EFFICIENCY.**

PTO speed selection is courtesy of an easy to reach lever, with a choice between a mechanical or hydraulically assisted PTO engagement. A PTO with 540 rpm working speed is standard, while there is also a choice of 540 Economy for low-power applications, or 1,000 rpm for jobs required high-powered machinery. Groundspeed PTO is standard throughout the range.

## RUGGED AND RELIABLE. PUTTING POWER RIGHT WHERE IT'S REQUIRED.

Farmall JX tractors are economical with fuel, but that doesn't mean they're skimping when it comes to power. All feature 4WD as standard to turn engine action into full-on traction, through an efficient and proven transmission. Hydraulic pump output is up to 51,7 l/min, and up to three rear remote valves are available, with a mid-mount connection for loader operation.



### EFFICIENT FIELD PERFORMANCE.

For impressive in-field traction, and safety when operating on slopes, the Case IH 4WD front axle is unbeatable. In loose soils or wet conditions, the limited slip differential, acting on front axle and automatic differential lock at the rear axle, will ensure you keep moving.





### EASY HITCH CONTROL.

The robust rear 3 point hitch is capable of lifting and handling implements of up to 3,565 kg with ease (3,000 kg on 70 JX and 80 JX). Depending on the nature of your work, separate levers allow the setting of hitch position and draft control for soil engaging implements, or any mix of the two.



### MOVE CONFIDENTLY.

A dedicated high flow steering pump enables confident operation. In and around farm buildings the tight turning axle delivers a minimum of 5.3 m turn radius and easy manoeuvrability.



### LOADER, FACTORY FITTED.

Loaders are easy to attach or remove and in cab controls are ideally positioned for ease of use. For the first time, Case IH is offering a front loader, fully integrated, from factory.



### FAST AND SAFE.

For additional assurance of safe stopping in all conditions, a braked front axle is optional on all 4WD models.

## TAKE A SEAT. THE COMFORT ZONE

With wide-opening, solid glass doors and anti-slip steps, it's easy to get in and out of a Farmall JX. All essential controls are logically positioned and within easy reach to make time spent at work more comfortable and more productive. The driving comfort required to make day-long multi-tasking a pleasure is the focus of the Farmall JX design. One look at the new Farmall JX and it's instantly recognisable as a Case IH tractor. It's styled just like its bigger brothers – and with good reason. Climb in, sit down, shut the door and turn the key, and you'll start to see why. It means you get a cab that's quieter – a reduction of 2 dB(A) over its predecessor – for a working environment that leaves you feeling more refreshed. Greater use of driver modelling has produced a more ergonomic design, making those repetitive tasks a little less arduous. Externally, new worklights front and rear are integrated into the roof for protection, and are fully adjustable. In short, the whole package is designed to make you, and your business, more productive.



### SITTING IN COMFORT.....

Drivers of Farmall JX quickly become comfortable, and remain at their best right through the day. Seat armrests are standard equipment, the seat is readily adjusted to their needs and the suspension smooths out the shocks from rough field conditions or road transport. For additional comfort an air suspension seat can now be specified.



### STEERING MOUNTED SHUTTLE.

An optional steering column-mounted hydraulic shuttle allows for direction changes without clutching, ideal for loader work, yard scraping or field tasks requiring tight headland turns – **no more aching left leg muscles after a long day's work.**



### LIGHTING.

When a task needs completing and you have to work late, you can have complete confidence in Farmall JX tractors to help you get the job done.

**With up to six roofmounted worklights ..... available to light the way, you can safely stay on until the job is done.**







## MORE THAN TRACTORS TO WORK FOR YOU: WE'VE GOT PEOPLE TO WORK WITH YOU.

When you buy a Case IH machine, you can be sure not only that you're buying the best product, but also that you've got the best dealer back-up behind you. Case IH dealers can offer advice on selecting the right machine, will ensure they deliver what you need when you need it, and will then continue to back you and your equipment with the service and spare parts backing you'd expect from a name as trusted as Case IH.





**SKILLED BUSINESS ADVISOR  
AT YOUR DEALERSHIP DEMAND MORE  
FROM YOUR CASE IH DEALERSHIP.**

Purchasing a standalone piece of new equipment? Keeping a whole fleet up-to-date? Whatever your size of operation, contact your local Case IH dealership for professional advice on your business needs. Case IH knows your farming needs best.



**MAINTAIN THE PRODUCTIVITY  
OF YOUR INVESTMENT.**

Case IH and its dedicated dealer network provide excellent support when you take delivery of your new machine and whilst it remains in your ownership. On the farm, you can rely on trained service professionals to maintain the productivity of your investment.



**DEFEND YOUR WORK, INVESTMENT  
AND EQUIPMENT. ALWAYS CHOOSE  
CNH INDUSTRIAL GENUINE PARTS.**

Protect the value of your investment. Behind every Case IH product stands an extensive parts logistics organisation, stocking parts for products both old and new. Choosing to fit genuine Case IH parts will maintain the safety, value and performance of your original investment.



MODELS	FARMALL 70 JX	FARMALL 75 JX	FARMALL 80 JX	FARMALL 90 JX	FARMALL 100 JX	FARMALL 110 JX
<b>ENGINE</b>	S8000	S8000	S8000	S8000	S8000	S8000
No. of cylinders / aspiration / valves	3 / TI / 2	4 / TI / 2	3 / TI / 2	4 / TI / 2	4 / TI / 2	4 / TI / 2
Emission level	Tier 3	Tier 3	Tier 3	Tier 3	Tier 3	Tier 3
Capacity (cm <sup>3</sup> )	2930	3908	2930	3908	3908	3908
Rated horsepower - ISO TR14396 - ECE R120 (kW/hp)	49/65	56/75	60/80	66/88	73/98	81/110
Rated engine speed (rpm)	2300	2300	2500	2500	2300	2300
Max. torque - ISO TR14396 (Nm)	261@1400	298@1400	320@1400	356@1400	390@1400	430@1400
Fuel tank capacity (l)	110	110	110	110	110	110
<b>12x4 Synchro Command™ transmission (30 kph)</b>	●	●	●	—	—	—
Minimum speed (kph)	1.84	1.82	1.82	—	—	—
<b>12x12 Synchro Shuttle™ transmission (30 kph)</b>	○	○	○	●	●	●
Minimum speed (kph)	1.84	1.82	1.82	1.76	1.86	1.79
<b>12x12 Hydraulic Powershuttle transmission (30 kph)</b>	—	—	○	○	○	○
Minimum speed (kph)	—	1.82	—	1.82	1.86	1.79
<b>20x12 Synchro Shuttle™ transmission [Optional Creeper (30 kph)]</b>	○	○	○	○	—	—
Minimum speed with Creeper (kph)	0.33	0.33	0.33	0.32	0.34	0.32
<b>AXLES</b>						
2WD front axle	○	○	○	○	○	—
4WD front axle	●	●	●	●	●	●
Steering angle 2WD/4WD (°)	55/40	55/40	55/40	55/40	55/40	55/40
<b>HYDRAULICS</b>						
Main pump flow (l/min)	36	36	36	36	36	36
MegaFlow™ pump flow (l/min)	51.7	51.7	51.7	51.7	51.7	51.7
Steering and services pump flow (Mechanical shuttle / Hydraulic Shuttle) (l/min)	29	29	28	28	28	28
Fast Raise / Lower system	●	●	●	●	●	●
Mechanical Draft Control (MDC)	●	●	●	●	●	●
<b>REMOTE VALVES</b>						
Max. no. rear valves	3	3	3	3	3	3
Max. no. mid mount valves	2	2	2	2	2	2
Mid mount joystick control	○	○	○	○	○	○
<b>LINKAGE</b>						
Max. lift capacity at ball ends (kg)	3000	3565	3565	3565	3565	3565
Max. lift capacity through the range (610 mm behind ball ends) (kg)	2260	2700	2700	2700	2700	2700
Front Loader Ready	○	○	○	○	○	○
Loader Factory Fitted*	—	○	—	○	○	○
<b>PTO</b>						
Ground speed	●	●	●	●	●	●
540	●	●	●	●	●	●
540 / 540E	○	○	○	○	○	○
540 / 1000	○	○	○	○	○	○

\* Include complete loader. 2x mid mount valves with rapid coupler. Loader Joystick Integrated in RH operator Console.



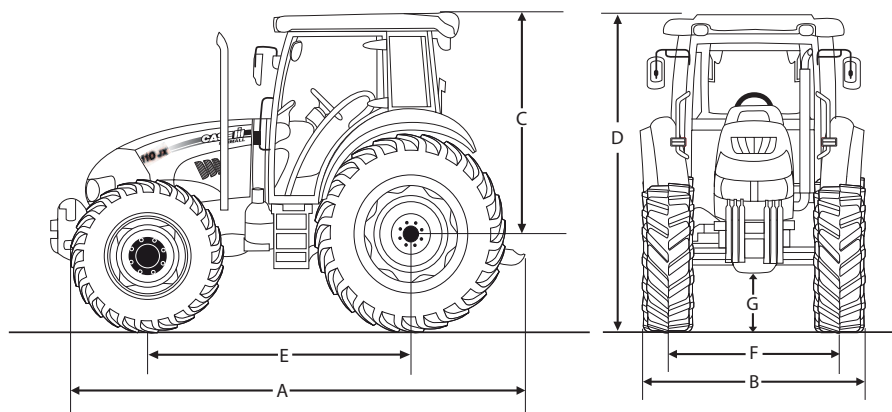
MODELS	FARMALL 70 JX	FARMALL 75 JX	FARMALL 80 JX	FARMALL 90 JX	FARMALL 100 JX	FARMALL 110 JX
<b>OPERATOR ENVIRONMENT</b>						
Platform with foldable ROPS	●	●	●	●	●	●
VisionView™ cab	○	○	○	○	○	○
High visibility roof panel (mandatory with Loader)	○	○	○	○	○	○
Standard air suspension seat with seat belt	○	○	○	○	○	○
Instructor seat with seat belt	○	○	○	○	○	○
Tilttable steering column	○	○	○	○	○	○
Air conditioning	○	○	○	○	○	○
Radio Ready	○	○	○	○	○	○
MP3 Radio (with aux input socket)	○	○	○	○	○	○

● Standard

○ Optional

- Not available

\*) Developed by FPT Industrial



MODELS	FARMALL 70 JX	FARMALL 75 JX	FARMALL 80 JX	FARMALL 90 JX	FARMALL 100 JX	FARMALL 110 JX
<b>Dimensions on rear tyres**</b>						
<b>A</b> Overall length inc. front support to rear linkage 2WD/4WD (mm)	3729/3820	3923/3998	3808/3883	3941/4044	3991/4115	-/4115
<b>B</b> Min. width with standard fender (mm)	1910	1910	1910	1910	1910	1910
<b>C</b> Height from rear axle to top of the cab (mm)	2556	2556	2600	2667	2680	2680
<b>D</b> Min. overall height cab/ROPS (mm)	2583/2698	2604/2719	2604/2719	2604/2719	2631/2746	2657/2772
<b>E</b> Ground clearance:						
under front axle minimum (2WD/4WD) (mm)	523/402	563/425	563/425	563/425	573/465	573/465
under rear drawbar/ hitch minimum (mm)	420	450	450	450	470	500
<b>F</b> Track width (min./max.) (mm)	1500/2000	1500/2000	1500/2000	1500/2000	1600/2000	1600/2000
<b>G</b> Wheel Base 2WD/4WD (mm)	2274/2224	2468/2402	2353/2287	2468/2402	2488/2422	-/2422
Min. weight ROPS 2WD/4WD (kg)	2650/2950	3000/3450	2900/3100	3000/3450	3250/3650	-/3650
Min. weight CAB 2WD/4WD (kg)	2900/3200	3300/3600	3100/3400	3300/3700	3500/3900	-/3900

\*\* Rear Tyres other than those mentioned are available: 480/70R30, 420/70R30, 16.9 R30, 18.4R30, 480/70R34, 12.4R36, 16.9 R34, 18.4 R34, 13.6R36, 13.6R38, 16.9 R38



**SAFETY NEVER HURTS!™** Always read the Operator's Manual before operating any equipment. Inspect equipment before using it, and be sure it is operating properly. Follow the product safety signs, and use any safety features provided.

This literature has been published for worldwide circulation. The standard and optional equipment and the availability of individual models may vary from one country to the next. Case IH reserves the right to undertake modifications without prior notice to the design and technical equipment at all times without this resulting in any obligation whatsoever to make such modifications to units already sold. Whilst every effort is made to ensure that the specifications, descriptions and illustrations in this brochure are correct at the time of going to press, these are also subject to change without prior notice. Illustrations may show optional equipment or may not show all standard equipment.

Case IH recommends **ACCEL** lubricants.

CNHI International SA - Commercial Services Asia Pacific - Riva Paradiso, 14 - 6902 Paradiso-Lugano Switzerland - © 2014 CASE IH - Visit our website: [www.caseih.com](http://www.caseih.com)

Send us an e-mail: [International@caseih.com](mailto:International@caseih.com) - 04/14 - Cod. N. AP2102C/INB



