



AXIAL-FLOW®

250 SERIES COMBINE HARVESTERS





WORK WITH EASE

in any conditions



THE NEW DIMENSION	04 - 06
HEADERS.....	07 - 13
THRESHING SYSTEM.....	14 - 18
CLEANING SYSTEM	19 - 21
GRAIN HANDLING	22 - 27
RESIDUE MANAGEMENT	28 - 31

DRIVE TECHNOLOGY	32 - 38
CAB	39 - 45
AFS	46 - 57
SERVICE	58 - 63
SUSTAINABILITY	64 - 65
SPECIFICATION	66 - 67



A NEW DIMENSION

in productivity

Designed to tackle the challenges and constraints under which modern farm businesses must work, new Case IH Axial-Flow® 250 Series are engineered with innovation to meet the demands of larger farms and fields, and the requirement for high grain quality.

FINGER ALWAYS ON THE PULSE

To overcome all these challenges and preserve grain quality, Case IH is constantly working on improving its combines, and invests heavily in research and development of existing products.

UNLOADING RATE

113 l/sec (standard)
141 l/sec on 7250,
159 l/sec on 8250/9250
(optional)

AFS

Data collection, file transfers via telemetry
and various guidance programs with up to
2.5 cm accuracy

COMFORTABLE CAB


There is no combine
simpler or more
comfortable to operate
than the latest Case IH
Axial-Flow® combine


DRIVELINE

The CVT header drive option
adapts the speed of the
header to the harvesting
conditions, reducing crop loss
and header wear

HEADER

250 Series combines can be
equipped with the latest
generation Case IH headers
which are available in widths
up to 13.6 m





GRAIN TANK CAPACITY*

7250	11,100 l (14,400 l option)
8250 / 9250	14,440 l

*Volume measured following ISO5687 standard

GRAIN HANDLING

Easy to position for precision grain placement to ensure trailers are fully and accurately filled

ENGINE

From 490 up to 625hp. Always the right power back-up for maximum productivity

RESIDUE MANAGEMENT

Chop and spread evenly for rapid decomposition to start off the new season. Choose from various integral choppers the most suitable for your conditions

THRESHING SYSTEM

Specific rotor configuration for any crop and field condition

CLEANING SYSTEM

Just enough air to obtain the cleanest grain sample yet prevent grain loss, whether working in the body of the field or when manoeuvring in and out of the crop



A COMPLETE HEADER RANGE

Productivity in all crops

Decades of experience and constant development have made Case IH into the most successful header manufacturer in the world today. Yet Case IH doesn't rest on its laurels. We continue to invest in in-house research in order to develop more effective, reliable and capable headers for a multitude of different crops. The product range includes high-performance headers for any combinable crop, for any harvesting conditions worldwide, and for any type of yield. And in each case development and manufacturing comes from a single source – Case IH itself.



NOT JUST A HEADER. IT'S A CASE IH HEADER

Every one designed and built by us, for us

ONE UNIT

Any combine is only as good as its header. To obtain high performance output from a combine, high capacity feeding is key. Our headers are designed to perform at their best in all conditions; for maximum productivity, perfect stubble height, no straw damage or grain losses whatever the harvesting conditions may be.

CUSTOMER DRIVEN

We work with our customers to make our harvesting products the best for each individual crop. This results in minimal losses, simple operation and excellent harvesting performance. A smooth, fast and efficient intake means high threshing and separation rates are guaranteed.

BEST PERFORMANCE IN ANY CROP

As the combine's first point of contact with the crop, the design of the header can make the difference between seamless harvest operation or a poorly performing combine. That's why we make Case IH headers to perform at their highest level in all conditions, no matter how challenging.






The result? High speed cutting leaving a short even stubble in rough fields, without damaging the soil surface. Laid crops, heavy weed infestations and green straw present no challenge for Case IH headers, with each and every stem cleanly cut.

A WIDE RANGE OF HEADERS*

The comprehensive Case IH range of headers contains the right solution for harvesting all types of crop. Maximum performance in grain and oilseed rape is the singular task of the 3050 header. Whether it's careful threshing of soya beans or processing of flattened crops, the industry leading Case IH 3020 flex header and the 3100 series draper headers are the right choice. At their heart lies a centrally-driven, flexible cutterbar which precisely follows the ground contours.

The R4400 maize header and the 3000 series pickup developed and manufactured by Case IH round off the diverse range. In short, there's a header for every crop.

A SOLUTION FOR EVERY CROP

HEADER	CROP
 2030 and 3050 grain header	All cereal crops (wheat, barley oats, plus canola/rapeseed)
 3100 Draper header	Cereals
 3020 Flex header	Soybeans and oilseed crops (low to the ground)
 4000 Corn header	Corn/maize
 3000 Pick up header	All windrowed crops (grass, clover, cereals and canola/rapeseed)

* For more information, header brochure available on Case IH website: www.caseih.com

BENEFITS

Designed for Case IH Axial-Flow models:

- Complement the capabilities of your combine
- Maximise output potential
- More time spent harvesting, less setting-up
- Peace of mind whatever the crop



2030 AND 3050 GRAIN HEADER – THE SOLUTION FOR HIGH YIELDS

- Available working widths from 4.9 m to 12.5 m
- High speed harvesting up to 9 km/h in all cereal harvesting conditions
- Rugged double floor header allows full flotation for short and even
- Knife can be moved by 57 cm on the move to cater for high capacity harvesting in long and short straw conditions (3050 header only)
- Crop lifters available for laid crop conditions



3020 FLEX HEADER – THE SOYBEAN SPECIALIST

- Available working widths from 6.1 to 9.1 m
- Flexible knife runs close to the ground to gather all low hanging pods
- Fully adjustable suspension system, with the in-cab control option
- In rigid mode the header can also be used for all other grain harvesting applications



3100 DRAPER HEADER – RIGID AND FLEXKNIFE VERSIONS

- Available working widths from 7.6 m to 13.6 m
- High speed harvesting in short straw crops, peas, soybeans and other sensitive crops without losses
- Gentle straw and crop handling – no shatter losses
- Central knife drive for vibration-free running




4400 CORN HEADER - CLEAN COLLECTION, THOROUGH CHOPPING

- Available in six to eighteen row versions and in either rigid or, on some versions, folding formats
- Chopping option shreds and spreads stalks and leaves between rows for erosion protection
- Low profile divider design saves valuable ears
- Heavy duty drives for high speeds in dense crops
- Drive protection for every row enhances reliability



3000 PICK UP - GENTLY PICKS UP THE LARGEST WINDROWS

- Clean and gentle pick up of large single or multi windrows
- Intact windrow enters combine – thanks to intermediate feed directing crop underneath auger
- Suits all types of crops and high forward speeds
- Easy maintenance and serviceability



HIGH PERFORMANCE FEEDER

Guarantees productivity

The transfer of crop flow from header to rotor is the key factor for combine harvester output. This task is taken on by the feeder, which on the Axial-Flow® is designed for high power, stability and easy handling.

EQUIPPED FOR MAXIMUM TABLE WIDTHS

In order to effortlessly manage large header widths of up to 14 m and maize headers with 18 rows, two HD elevators with 15% and 35% more lifting capacity have been added. Thanks to the outstanding lifting height of the header, a ground clearance of 1.35 m is achieved, perfect for good manoeuvrability on the headland or otherwise impassable field entrances.



Mount the header in a matter of minutes with the single latch that connects all hydraulic and electric services

STONE TRAP

On the top end of the feed elevator, for the most challenging conditions can be installed a stone trap drum secured by a slip clutch, which reliably separates foreign bodies before they reach the rotor.

This protects against damage and minimises wear to the threshing parts. The large stone trap can be comfortably emptied using a handle on the left of the combine.

FEEDER SLATS

The feeder slats on the feed conveyor are manufactured from a special cast iron material. This makes it particularly resistant to fracturing, which guarantees durability even when used in the harshest conditions.

QUICK-RELEASE COUPLING

Axial-Flow® makes it easier to quickly switch between crops. All headers can be easily coupled from the left-hand side of the combine. The hydraulic lines and power supply are connected in seconds by quick-release couplers.

BENEFITS

- Massive feeding capacity for faster completion of harvest.
- High-strength elevators to easily handle the largest headers.
- Excellent ability to pick up laid crop and minimise losses.
- Minimal maintenance means low total cost of ownership.



Repositioned lift cylinders for higher lift capacity. Dual lift cylinders for improved header height control

PERFECT HEADER CONTROL

Helps maintain high forward speed

TERRAIN TRACKER

For optimal ground following at all table widths, Axial-Flow® is fitted with a fully-automatic header height control for an even stubble height when harvesting at high speed.

A dual-action tilt cylinder on the oscillating plate of the feeder ensures that the header is guided parallel to the ground regardless of the position of the combine. Up to four sensors on the headers follow the field surface and adapt the header to provide a constant stubble height.

For the shortest stubble, where the header is required to float fully on the ground, the combine automatically controls the header level to prevent bulldozing and excessive wear.

IN-CAB CONTROLLED FORE-AFT TILT FEATURE OPTION

The fore-aft tilt function tilts the header for full crop collection even in low-growing and tangled crops close to the ground or when working with corn headers. A total tilt of 12° gives ample adjustment for all header types, all at your fingertips.



Case IH Terrain Tracker technology ensures an exact cutting height is maintained across the most uneven of ground



Fore-aft tilting for setting of header angle – all laid crop picked up, minimal losses

BENEFITS

- Outstanding ground following even for the largest header widths - productivity even in laid crops.
- Less grain loss, higher revenue.
- Even stubble height - uninterrupted stubble cultivation saves time and cost.
- Less stone damage - peace of mind.

IMPRESSIVE DRIVETRAIN TECHNOLOGY

Variable speed saves grain and wear

CONTINUOUSLY-VARIABLE POWER PLUS DRIVE

To increase efficiency and comfort, the feeder and header are powered by the unique Power Plus shaft drive transferring the power from the engine to the header.

OPTIONAL VARIABLE HEADER SPEED

This unique variable speed drive concept gives you the option of adjusting the header speed of the combine according to the forward speed, which means less wear and grain loss, especially when harvesting corn.

In the unlikely event the feeder or header blocks, a hydraulic reverse function allows both these units to be freed of foreign bodies and harvested material.



The feedrate control can be managed at the touch of a button on the multifunction handle

FEEDRATE CONTROL

The optional feedrate control guarantees maximum efficiency and productivity on long working days. The operator simply needs a strategy: pre-select constant output, maximum output or percentage engine power on the AFS Pro 700 monitor, and the machine will do the rest. If harvest conditions change, the system automatically changes the performance parameters of the combine in order to maintain threshing consistency.

BENEFITS

- Low maintenance shaft drives save service time.
- Variable speed header drive for grain saving harvesting maximises revenue.
- Reversible header: quick unblocking capability saves time.



Power Plus drive transfers high power to the feed elevator and header. Simple, low-maintenance design

BENEFITS

- Maximum combine utilisation even under changing harvesting conditions.
- Consistently high threshing and separation quality.
- Full operator comfort.





BECAUSE EVERY GRAIN COUNTS

The single rotor system




Over forty years ago, the first range of combines with single rotors for threshing and separation was launched by Case IH. Gentler threshing soon proved its value in reduced grain loss through effective separation. At the same, the grain-on-grain action of Axial-Flow® combines soon gained them a reputation for low levels of grain damage.

Today, this system is the unrivalled unique selling point of Case IH combines, and has proven itself time and time again around the world. Based on these many years of experience, Case IH is one of the leading manufacturers of single rotor combine harvesters, with Case IH designers using the latest technology in developing new models, not only to prepare for current requirements, but also future challenges facing farming.

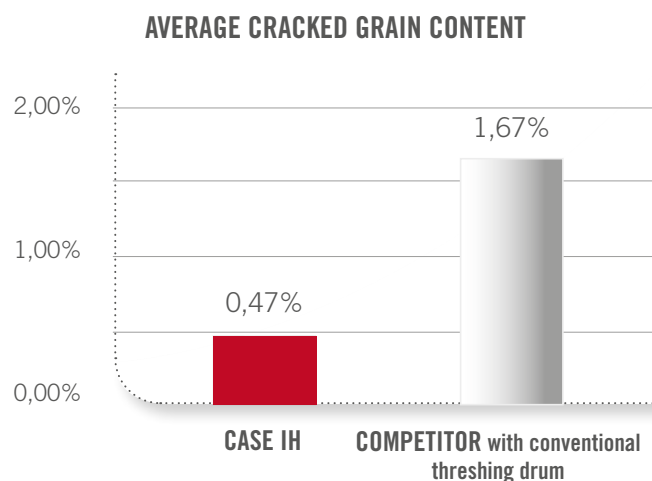
THRESHING AND SEPARATION AREA

SEPARATION AREA



PROVEN ROTOR TECHNOLOGY

Quality threshing whatever the crop



Observed by: Agricultural Chamber of Upper Austria

GENTLE THRESHING

The key to maximum grain quality is gentle handling of the crop flow throughout the feed, threshing and separation processes. A unique Axial-Flow® feature is the impeller which accelerates the harvest material to around 100 km/h, ideal conditions for efficient threshing of grains in difficult, wet conditions. Rub bars arranged around the rotor ensure gentle grain on grain threshing. In the unlikely event the rotor section becomes clogged, it can be reversed from the comfort of the cab.

UNBEATABLE GRAIN QUALITY

Broken grain affects crop value. The Axial-Flow® threshing concept is the undisputed leader when it comes to gentle threshing, and produces an unbeatably low proportion of broken grain. Excellent results in the grain tank and perfectly spread residue or well formed swaths are the result of the perfect interaction between components.

ADVANTAGES

- Gentle but thorough threshing protects crop quality bonuses.
- One rotor threshes and separates – fewer moving parts to worry about.
- Top quality grain – unbruised and undamaged – strengthens your bargaining power when selling.
- Blocked rotor? One-button reversing saves harvesting time.
- Perforated rotor cage for maximum grain extraction and minimal grain loss.

ENHANCED THRESHING ON DEMAND

No unthreshed ears

ADVANCED ROTOR DRIVE

The innovative continuously-variable Power Plus drive serves as the standard drive source for the ST rotor. Its 3-speed gearbox guarantees high torque even under difficult harvesting conditions.

If the rotor becomes clogged, simply reverse its direction to regurgitate the blockage – a unique time-saver.

HANDLING OF CROP

Efficiency, output and threshing quality are determined by one factor – optimal retention time of the crop mat in the rotor. In light of this, Case IH engineers have created electrically-adjustable rotor cage vanes as an option for perfect control of the crop mat.

ADJUSTABLE ROTOR CAGE VANES



The cage vanes can be also set in addition to the rotor speed to suit the prevailing threshing and separation conditions in real time, depending on the crop type and harvesting conditions.

CONCAVES

Each two-part concave is located in the front threshing and rear separation area. The easily accessible concaves can be replaced if required to match the crop, and the two-part design makes access and disassembly child's play.

BENEFITS

- Manual rotor cage adjustment: increased daily performance and revenue.
- Undamaged, clean grain increases bargaining power in the market.
- Variable crop flow (3-9 turns) for high-yield crops or harvesting in wet conditions ensures that even the most stubborn grains are threshed out without damaging them.
- Mix and match concaves guarantees productivity.



Optional cage vanes adjustment

A CLEAN SOLUTION

The self levelling cleaning system

Regardless of the harvesting conditions, the combine must always carry a large quantity of grain within a short period from cleaning to the grain tank. It is right here that the innovative self levelling cleaning system separates the crop from the chaff. And it is right here you'll see what separates the Cross Flow system from other solutions.



THE BEST GRAIN QUALITY

From the best cleaning system

The tried and trusted Case IH cleaning system with slope compensation, vast cleaning efficiency and 6.5 m² windswept cleaning area quickly fills the grain tank with clean, intact grain.

CLEANING

Part of the pre-cleaned grain is directed from the pre-sieve to the bottom sieve. This provides spare capacity on the upper sieve, which leads to an increase in cleaning performance and sharp reduction in grain losses.



Large self-levelling sieve surface ensures excellent cleaning performance

STANDARD SELF-LEVELLING CLEANING SYSTEM

A tilt sensor constantly monitors the combine's lateral inclination, and maintains the horizontal level of the grain pan, cleaning fan, and all sieves for slopes up to 12%. This self-levelling sieve system allows the combine to be used at full power and consistent cleaning performance, regardless of the slope.

ADVANTAGES

- Large cleaning area together with hill side levelling guarantees the cleanest grain sample.
- Standard levelling system compensates for gradients of up to 12%.
- Tri-Sweep tailings rethresher minimises grain loss and maximises clean grain for improved revenue opportunities.

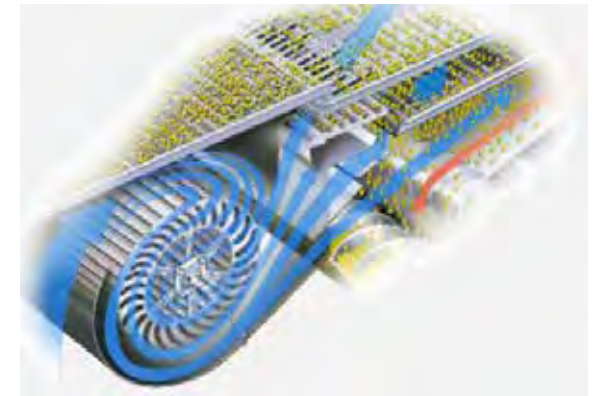
CROSS-FLOW CLEANING FAN

Just the right amount of air.


HIGH AIR THROUGHPUT

The patented Cross-Flow fan with a diameter of 680 mm and V-shaped vane arrangement generates consistent turbulence and high air throughput. The specially-designed vane arrangement channels the generated airflow to the pre-sieve, upper sieve and bottom sieve.

The main feature: chaff and other harvest residues are actively lifted from the sieve floor, which means that the grain can pass quickly through the sieve in wet or high-yield conditions. The result: maximum cleaning performance.



Efficient air supply to pre-sieve, upper sieve and bottom sieve



Auto cleaning fan adjust on slopes

AUTOMATIC ADJUSTMENT OF FAN SPEED

When going uphill, for example, the fan speed is automatically reduced, while the air vanes rotate quicker during the descent, and generate a stronger air flow.

The system always ensures that a continuous air flow reaches the sieves, without the grain being blown out.

EFFICIENT DRIVE

Just one more detail: the cleaning fan is hydraulically driven. The speed therefore remains constant even when the engine is heavily loaded, and so guarantees maximum cleaning effect even in the toughest conditions.

TRI-SWEEP RE-THRESHER

Until the last grain is threshed out

TRI-SWEEP RE-THRESHING SYSTEM

This form of returns threshing differs sharply from that of other manufacturers. A returns auger carries material such as unthreshed ears or insufficiently deawned grains not to the rotor, but back to the preparation floor through three impellers. Threshing is carried out carefully between the lower impellers and their opposing rub plates.

The key advantage here is that the rotor is not additionally loaded by the returned crop, as it is fed directly to the cleaning system.

Sensors monitor the returned quantity of crop and keep the operator updated via the AFS Pro 700 display in the cab.



TRI-SWEEP: THE INNOVATIVE RE-THRESHING SYSTEM FOR STUBBORN RETURNS





A NEW DIMENSION IN GRAIN HANDLING

Simplifying harvest management

Efficient management of harvested grain is key to controlling the whole harvesting chain efficiently. Grain tank size, unloading speed and directing the unloading grain stream to fully load the grain cart are important factors in enabling maximum hectares to be covered each day.

Case IH combines have amongst the largest grain tanks and highest unloading speeds to get your valuable crop off the field and into the store as quickly as possible.

CLEAN GRAIN IN THE LARGEST GRAIN TANK

Feel proud of your harvest

The grain tank is the place where the quality of the grain sample becomes clear. The grain camera in the AFS Harvest Command™ option takes this one step further, maximising the quality of the crop that reaches the tank.

UP TO 14,400 L CAPACITY*

There is only one way to describe the grain tanks on the latest Axial-Flow® 250 Series combines – cavernous. This is a major advantage if you are opening up large fields and harvesting high-yielding crops; you will be surprised how much flexibility Axial-Flow® grain tanks give you. Their massive capacity aids harvest management and prevents any need for travelling to field ends for stationary unloading.

WATERSEALED GRAIN TANK

Axial-Flow® 250 Series combines feature hydraulically folded grain tank extensions. These wide fold-out covers allow for high-volume filling without spillage. In addition, they are closed from the cab for easier transport or weather-proofing.

INSPECTING THE GRAIN SAMPLE

An overlarge inspection window behind the operator allows an instant inspection of the stored grain sample. A physical sample can be gained from the grain tank inspection door next to the cab door.

ADVANTAGES

- Grain tank capacity of up to 14,400 l to open up fields with minimum time-wasting unloading stops.
- Water-tight sealing of the grain tank option to keep your valuable crop dry and sellable.
- Easy-to-access grain tank for safe cleaning and maintenance.



Large inspection window behind operator's seat

*Grain tank capacity measured following ISO5687 standard

GRAIN TANK CAPACITY*

7250	11,100 l (14,400 l optional)
8250 / 9250	14,440 l

UNLOADING RATE

113 l/sec (standard)
141 l/sec on 7250, 159 l/sec on 8250/9250 (optional)



IDEAL UNLOADING AUGER LENGTH

Reducing in-field wheel tracks



WATCH YOUR CASH FLOW

High-speed unloading


With a standard 113 l/sec unloading rate, each Axial-Flow® 250 model has an unloading auger with sufficient capacity to empty the grain tank within two minutes. Optional High Capacity (HC) augers (141 l/sec on 7250, 159 l/sec on 8250/9250) reduce unloading times further, whether at the headland or on the move, boosting both combine and grain haulage productivity.

UNIQUE DUAL DRIVE UNLOADING

- Optional dual drive control allows the grain tank cross augers to be turned off in order to completely empty the unloading auger. This reduces the weight it bears between unloading cycles. The strain on components when unloading begins is also reduced, reserving engine power for what it's meant: harvesting speed.
- The unloading auger is available in several lengths to allow the tractor trailer combination to run on the previous combine track during unloading. No guesswork needed to keep the trailer underneath the unloading auger.

CASE IH SOLUTIONS FOR 12 METRE CONTROLLED TRAFFIC FARMING

- 12.5 m header option to keep the combine on track.
- Extra-long, foldable unloading auger for direct unloading into transfer vehicles driving on the next permanent 12-metre track.



Separate drives for the vertical and horizontal unloading augers and the grain tank cross augers ensure that the unloading auger can be emptied fully



The 8.8 m and 10.4 m unloader augers are available as foldable versions for easier transport on the road and for easier manoeuvring in sheds for storage




The pivot spout option is operated with the multi-function handle and directs the grain stream into the grain cart, filling it without spillage to maximum level





RESIDUE MANAGEMENT AT ITS FINEST

The start of the next season



Harvesting marks the end of one season – and the beginning of the next. Regardless of type of arable management practised, the combine is the machine that connects both ends of the cropping year.

Why? Because the spreading of chopped material forms the perfect basis for subsequent crop establishment, whether via full-, minimum- or no-tillage. An even stubble height and homogeneous spreading of chopped straw are important here. Those who prefer to row and bale will be impressed with the various swathing options Case IH Axial-Flow® 250 Series offer to suit your residue collection requirements.

HARVESTING IS MORE THAN GRAIN COLLECTION

Choose your residue option: swath or chop and spread

Whether straw is short or long, is to be distributed with or without chaff, and is to be spread or delivered in a swath, Case IH always has the right solution.


Preserving straw quality, a key factor in straw baling, is just as important to Case IH as ensuring quick breakdown from chopping. These requirements form an ideal basis for the next husbandry step, regardless of whether ploughing, mulching or direct sowing is the next process planned.

INTEGRATED CHOPPER

A key feature of the Axial-Flow® combine is the chopper fitted behind the rotor, which both chops and conveys the crop.

ONE CHOPPER, TWO JOBS

With swath delivery, the chopper works at 800 rpm without a counterbar – the straw is conveyed uncut to the open straw outlet.



Chopping and transporting material during straw delivery


In chopping mode, its speed increases to 3000 rpm and the counterknives are swung in. In this case, the chopped material is fed to the active spreaders – the straw outlet for swath delivery remains closed.

COUNTERKNIVES

For fine adjustment of the chopping length, the 40 counterknives can be manually adjusted to five different positions or continuously-adjusted hydraulically. Knives are protected against stone impact.

ADVANTAGES

- Three chopping variants: 24, 40 or 120 knives.
- Unique integral chopper: compact combine length for time saving manoeuvrability and space saving storage.
- Four different straw-handling settings (chopping, long straw spreading, swath delivery of long or chopped straw) to match the requirements of subsequent processes.
- Adjustment of chopper speed: manually or from the cab.
- In-cab switching from chopping to swathing, wasting no time and maintaining daily area coverage.



**40 BLADE
FINECUT CHOPPER**

**120 BLADE
MAGNACUT CHOPPER**



CHOP, SPREAD, SWATH AND MUCH MORE

However you decide to handle your straw

The operator has the option of choosing between four different straw and chaff delivery options.

TYPICAL CHOPPING MODE

The chopped material is spread across the operating width – you can vary the distance to the edge of the crop at the touch of a button, so keeping it clean for the next pass. Thanks to the electrical adjustment function for chopped straw spreading, the spread pattern can be adjusted according to wind conditions to ensure chopped straw is spread evenly.

SPREADING OF LONG STRAW

Long straw is carefully spread onto the stubble, which leads to rapid drying in wet harvesting conditions. This allows operators to react better to green straw (e.g. during barley and grass seed threshing) and adverse weather conditions.



Swath delivery of short or long straw for perfectly formed bales



Spreading of long straw - quick drying when straw is wet, therefore allowing earlier straw baling after wet weather

SWATHS OF CHOPPED STRAW

Straw can also be delivered into swaths either unchopped or pre-chopped. That's a real boon for farmers who feed straw to cattle. Pre-chopped straw swaths work with balers without a rotor-feeder or chopper, but where high-density bales are required.

TYPICAL SWATH DELIVERY

Swath shape plays a key role in effective straw baling. This can be fine-tuned by an adjustable swath former. The straw can be delivered in the swath with or without chaff, according to the preferences of the farmer or contractor.





ATTENTION TO EVEN THE SMALLEST DETAIL

Efficient power transmission

Our engines stand up to peak load requirements, yet use fuel sparingly. Obviously this is only possible if the power transmission to the threshing elements and to the driveline are as efficient as possible. The famous Case IH shaft drives, and the new 250 Series ground drive, have ensured just that.

	7250	8250	9250
Number of cylinders	6	6	6
Cubic capacity (cm³)	11,100	12,900	15,900
Power at rated speed (kW/HP)	317 / 425	365 / 490	410 / 550
Maximum power (kW/HP)	366 / 490	420 / 563	466 / 625
Fuel tank [l]	1,125	1,125	1,200



PURE POWER

by FPT

POWERFUL ENGINES, LOW FUEL CONSUMPTION

The FPT Cursor engines shine, thanks to electronically controlled common rail high-pressure injection and 4-valve technology. That means a quick response, high power reserve and a constant power feature coupled with low fuel consumption.

To facilitate long working days without a break, a large fuel tank volume of 1,125 litres (7250, 8250) or up to 1,200 litres (9250) has been incorporated.



Fixed radiator grille for optimal dust clearing

DURABILITY AND LOW-MAINTENANCE

A large radiator grille with a cleaning arm around the circumference ensures that the radiators are supplied with fresh air in dusty conditions. Additional vents on the side panels and a variable speed (9250) or belt-driven radiator fan (7250, 8250) keep the engine within the ideal temperature range under any conditions.

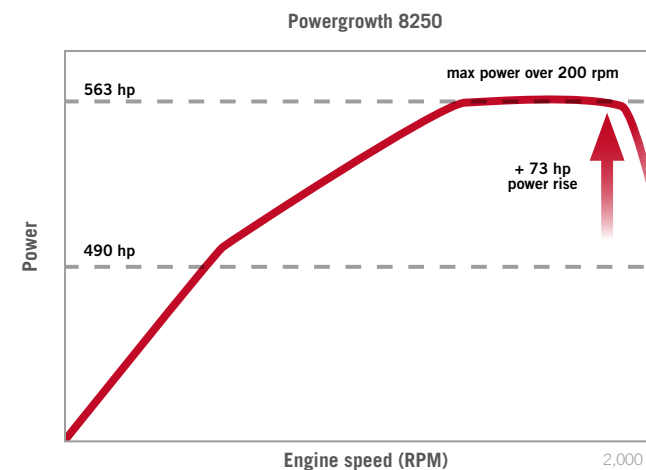
Long service intervals and unhindered access to the engine underpin the maintenance-friendly concept.



Fuel capacity of 1,125 litres (7250, 8250) or 1,200 litres (9250) for long working days.

THIS PROVIDES KEY BENEFITS

- Utilization of standard proven engines: peace of mind during the harvest
- High power backup and advanced constant power characteristics provide consistent productivity.



A high power reserve and constant power characteristic provide consistent capacity in rolling topography and lodged harvesting conditions

A POWER TRAIN WITHOUT POWER LOSS

Benefiting from efficient shaft drives

UNRIVALLED DRIVE CONCEPT

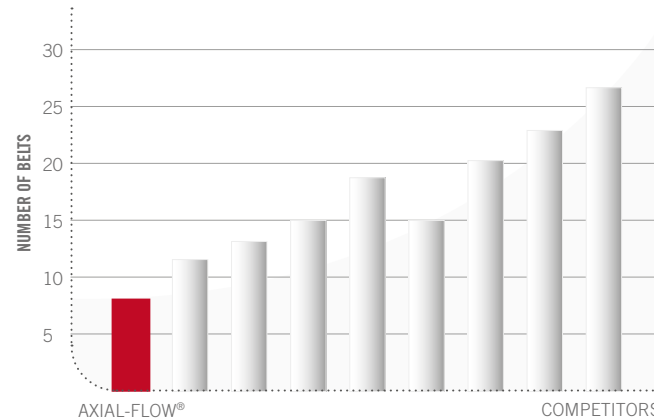
With the Axial-Flow® 250 Series, Case IH continues the concept of the highest possible efficiency in power transmission. Shaft drives with hydrostatic speed adjustment provide the most reliable method of transferring engine power to the main power-consuming elements of the combine without power loss. This unique drive system enables Axial-Flow® design to feature just six belts and three chains.

The shaft drives require minimal maintenance and allow easy access to the inside of the combine - a benefit operators will appreciate, as it saves time and simplifies maintenance work.

CONTINUOUSLY-VARIABLE POWER PLUS ROTOR DRIVE

The Power Plus rotor drive with standard, hydrostatic speed adjustment, rotation reversal and mechanical three-speed transmission supplies all the power to the rotor efficiently. The rotor can be reversed from the operator seat in the unlikely event of a blockage.

The Power Plus drive to the feeder and header is a standard fixed drive with reversing ability to deslug header and feeder. A variable speed version is available as an option. The speed of the header is adapted to the ground speed of the combine, with the added advantages of less wear on the header and reduced shatter losses, both of which create cost saving benefits.



The 250-series combines have the lowest number of belt and chain drives of any competitors. Benefit from less maintenance time, reduced costs and efficient power transfer

KEY BENEFITS

- Efficient shaft drives reduce fuel consumption.
- Efficient power transmission with minimal belt slippage risk.
- Lubrication points attended-to weekly in just two minutes.
- Insensitive to dust and temperature.
- Reversing of header, feeder and rotor possible.
- Result: more harvest time with reduced running cost.

**CVT-DRIVE FOR HEADERS (OPTIONAL):
ELIMINATES BELTS AND CHAINS FOR HIGH-EFFICIENCY POWER TRANSFER TO FEEDER AND HEADER. AUTOMATIC HEADER TO GROUND SPEED COORDINATION ALLOWS HEADER SPEED TO BE MATCHED OPTIMALLY TO COMBINE FORWARD SPEED.**



POWER PLUS CVT DRIVE TO ROTOR WITH A THREE-SPEED ROTOR GEARBOX ENSURES THE MOST EFFICIENT POWER TRANSFER FROM THE ENGINE.

ROTOR UNBLOCKING FEATURE ALLOWS THE OPERATOR TO REVERSE THE ROTOR FROM THE CAB.

FLOATING OVER YOUR FIELDS

Guarantee the protection of your soil

Case IH is an industry leader in tractive power. A choice of high contact area traction tyres or mechanically-dampened or hydraulically-suspended tracks, with the option of a powered rear axle, caters for reduced soil compaction demands in all traction conditions.

UNRIVALLED SOIL PROTECTION

Our pioneering role is evident in the design of our tracks. In the dampened variants, two idlers and four mid-rollers ensure a large footprint and minimal ground compaction.

The unique mid-roller arrangement, which raises the two idlers, ensures that the track runs vibration-free with low drive resistance and prevents it from churning the soil when taking corners.

TWO TRACK SUSPENSION OPTIONS

Alongside the familiar rubber-dampened track, Case IH also offers a hydraulically-suspended track option. Two suspension cylinders, each with 40 mm travel in both directions, counter the effects of uneven surfaces to distribute ground pressure evenly onto the track footprint. This creates the optimal conditions for subsequent working of the soil.

NEW GROUND DRIVE

Positive and reliable traction is guaranteed both in the field and on the road. The new two speed transmission with a matched hydrostatic system provides just that, whether on hills or at speed on the flat.

EASY OPERATION

Shift into field mode or road mode and don't stop for another shift as long you remain in the field or on the road. An on-the-go button shift switches the new hydraulic ground drive into low or high to provide either speed or traction in either of the modes.

HIGH PRODUCTIVITY

The transmission is integrated into the Feedrate control Command™ option. The combine is instructed to attain the highest possible harvesting speed which will satisfy the set harvesting parameters – and the result is unmatched harvest productivity.



New hydrostatic drive and transmission for increased traction.
Oil cooled brakes offer constant braking power

BENEFITS

- Less ground pressure from tracks reduces damaging and costly ground compaction.
- 35% more traction and higher drive comfort means a return to harvest sooner after rain. Benefit from more harvest days.
- Smoother running.
- Maintenance-friendly thanks to oil level inspection glasses in the rollers.
- Less time spent manoeuvring.
- Increased tractive effort.
- Improved hill-climbing.



A HARVEST HOME-FROM-HOME

Unsurpassed cab comfort

The harvest is the reward for hard work throughout the year. Despite this, days spent harvesting can be long, uncomfortable and stressful. But they don't have to be – at least not for those operating Case IH Axial-Flow® 250 Series combines. That's because Case IH designers have spent appreciable time in creating an operator environment designed to make harvest days a pleasure.

Ergonomic seats, noise-reduction deadening, effective 360° lighting, and floating isolation cab mountings to reduce vibrations. Even the instrument console is neatly integrated into the seat armrest. In short, we've done everything possible to prevent operator fatigue and provide all-round comfort.



THE AXIAL-FLOW® CAB

At home in either Comfort or Luxury

Maximising productivity requires the best combine and an operator who can work long hours, protected from elements that can reduce concentration and exhaustion. Our engineers have designed one of the quietest, most spacious and most comfortable cabs on the market, built for long and profitable days.

QUIET, CALM, COMFORTABLE

Easy-access, sturdy steps lead to the spacious deck. Behind the cab door you will find ample space and storage, with excellent comfort, further enhanced by an ergonomic layout, air-suspended operator seat, low noise levels and unrestricted views. Rubber cab mounts further reduce vibration and provide the ideal work environment for long days during harvest.

OPERATIONS CENTRE

The instrument console is integrated into the seat armrest for fingertip control. The AFS Pro 700 touch-screen monitor is conveniently located on the same console and displays all important data and settings. Fine-tune your combine functions easily and efficiently with your fingertip, through the logically and intuitively laid-out menus.

All information on important operating data of the combine is on the left side of the colour screen. On the right hand side you can choose to display current combine settings or yield monitoring data, for example.

NO LIMITATION ON YOUR WORKING DAY

Farming operations require crops to be removed from the fields fast when the time has come. That means harvest often extends late into the night and requires ample illumination. Stadium lights are fitted to the Axial-Flow® 250 Series roof to illuminate your work area.

Lights in the grain tank, on the unloading auger and at the rear of the combine ensure all critical areas are fully visible at night. A high intensity discharge (HID) lighting package is also available.



Choose between lighting packages to suit your work during the night

BENEFITS

- Healthy, climatised work environment improves operator wellbeing and ability to concentrate during long working hours.
- Choice of lighting packages suitable for wide headers and to look all around for safe combine operation.
- Choice of Comfort and Luxury cab: Both offer high standards; Luxury cab with more padding, storage capability, seat choice, cooler box and electric mirrors for even greater comfort.



Positioning the AFS Pro 700 monitor to obtain the best view



COMFORT CAB VERSION

The Comfort cab features an ergonomic layout that gives you full control. The Multifunction Propulsion Control Lever and the sliding AFS Pro 700 touch-screen monitor are integrated in the right-hand console.

With an unobstructed field of vision, comfortable seat with air suspension and generous leg room, you will experience a powerful mix of comfort and productivity.



Comfortable cab, full view of the header and ergonomically laid-out control console

COMFORT CAB:

- Manual adjustable mirrors
- Comfort steering wheel
- Storage shelf behind operator's seat
- Storage behind and under instructor seat
- Metal left door arm rest




Foldable steering column with new emergency switch and telescopic extendable steering wheel - no obstruction to the view



Standard air conditioning with heating provides an ideal environment and aids concentration for long harvest days

LUXURY CAB VERSION

In addition to the features of the Comfort version, the Luxury cab offers electrically adjustable, heated mirrors, even more storage space and an actively cooled cool box. Food and drinks will thus remain fresh and refreshing, adding to the feeling of comfort in this cab.



Luxury cab with high-back leather seat and heating option

LUXURY CAB:

- Electric adjustable and heated mirrors
- Leather wrapped steering wheel
- 3 storage bins (2 with cover) behind operator's seat
- 2 storage shelves in fuse cover
- Removable cooler box under instructor seat
- Padded left door arm rest
- Window shades on L&R windows



Air suspended seat or ventilated, heated, semiactive leather seat with controls to provide luxury automotive comfort level



Removable coolbox under passenger seat

CONTROL AT YOUR FINGERTIPS

Ergonomic design and intuitive controls

Case IH engineers have thought through every little detail on how the operator interacts with the machine to ensure that Axial-Flow® 250 Series combines are intuitive in operation and allow the operator to quickly get the best out of them.

THE CONTROLS

All major controls are integrated into the right hand console and the multifunction control lever.

The adjustable joystick lets you control numerous essential functions with your thumb. The adjustable right-hand console-mounted display makes it easy to monitor key information and current statistics. The AFS Pro 700 monitor includes video capability and is telematics-ready.

For full control the most commonly used commands are close at hand and ergonomically laid-out. This allows easy management of all header functions and operation of the unloading auger. In addition an emergency stop button is included to halt the elevator and header.

The feedrate control option enables you to ensure your combine is always operating at maximum capacity by selecting between modes:

- **Performance mode.** Combine adapts groundspeed to operate at targeted engine load and is constrained by rotor and sieve losses
- **Fixed throughput.** Combine ground speed is adjusted to sustain a set capacity
- **Max throughput.** Combine adapts groundspeed to reach a target engine load.

OPERATOR ASSIST FUNCTIONS:
FEEDRATE CONTROL AND GUIDANCE

UNLOAD AUGER
CONTROL FUNCTIONS

HEADER/REEL
CONTROL



Logical layout of controls: All functions above the operator are controlled from the cab roof. All other functions below the operator are controlled from the right hand console





AFS HARVEST COMMAND™

Masterstroke in many ways

Our new AFS Harvest Command™ automation is designed to relieve the operator from refining combine settings to changing conditions, and allow the combine driver to focus on unloading and logistics. The standard and proven Automatic Crop Settings (ACS) system allows the key components such as fan speed and concave clearance to be set up for a certain crop at the press of a button. The Feedrate Control option adds to ACS the benefits of controlling the ground speed based on crop load to pre-set parameters. Full-specification AFS Harvest Command™ automation adds rotor cage vane adjustment, grain camera and sieve pressure sensors to maximise harvesting speed by changing the combine settings to meet and maintain pre-set parameters.

OPERATOR INPUTS REDUCED FROM SEVEN TO TWO

Equipped with AFS Harvest Command™, the Axial-Flow 250 Series will automatically adjust the fan speed, ground speed, sieve opening, rotor speed and rotor cage vanes according to the desired outcome selected by the operator. That means only two manual operator inputs are then required: setting the concave clearance and operating the unloading auger.

1 – IN THE ROTOR CAGE

Now that rotor cage vanes are adjustable from the cab, or will automatically adjust themselves when AFS Harvest Command™ automation is engaged, operators have the ability to retain crop for longer or eject it more quickly from the rotor cage. Altering the pitch of the rear six vanes allows crop to be moved faster or more slowly through the cage. Longer retention may be desirable for less-ripe crops to be threshed and separated properly, while faster flow will improve straw quality for baling.

2 – AT THE SIEVES

Patented sieve pressure sensors provide AFS Harvest Command™ automation with crop load data on the sieves, forewarning of impending losses and allowing the combine to make proactive adjustments before any grain loss occurs. They help the system discern the difference between sieve overload and blow-out losses, and adjust fan and sieve settings accordingly, preventing grain loss when exiting or entering the crop at the headland or stopping the combine in the field.

3 – ON THE MOVE

Time spent travelling is unproductive. That's why Case IH equips Axial-Flow® 250-series combines with a new transmission that eliminates any need to change gears on the road. The new twin-range design incorporates a field mode and a road mode, with seamless range-changing taking these machines all the way from a standstill up to 30 km/h when in road mode. The transmission is also integrated into the AFS Harvest Command™ option to attain the highest possible harvesting speed which will satisfy the set harvesting parameters.





CHOICE OF HARVESTING STRATEGIES

Correct strategy to suit your needs

Here's how the Axial-Flow® 250 Series does more to care for your crop, more to make working days easier, and more to help get the maximum from every element of your machine.

ALWAYS THE RIGHT STRATEGY

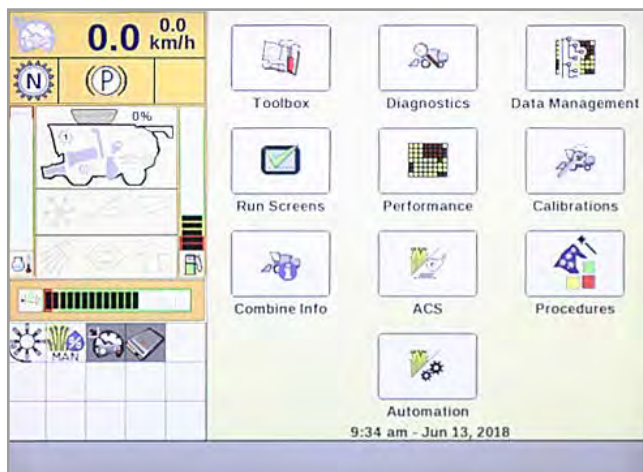
Tell the combine your harvesting strategy and it will provide you with just that; always seeking the maximum allowed field speed or engine load to put the maximum amount of grain in the barn within the defined parameters.

Choose from 4 strategies:

- **Grain quality mode:** the combine adjusts settings to maintain a targeted grain quality and impurity level, while minimising losses.
- **Performance mode:** the combine operates at a speed to ensure acceptable rotor and cleaning system losses.
- **Constant throughput mode:** the combine maintains a target throughput by varying its speed, and adjusts settings to minimise losses.
- **Maximum capacity mode:** the combine operates up to the operator-set speed or power limit, while adjusting settings to minimise rotor and cleaning system grain losses.

BENEFITS

- AFS Harvest Command™ supports your farming strategies, requiring no extra investments.
- Practical harvesting strategies address daily harvesting issues, relieving you of some management stress.
- Enhances proven Axial-Flow® technology to extract even greater performance from the combine.
- Increased productivity: operators with less experience are able to quickly attain high outputs.
- Clean, undamaged grain – quality means potential premium prices.




AFS Pro 700 homepage screen



Choose from four harvesting strategies

The AFS Harvest Command™ automation algorithm continuously and automatically optimizes these seven harvesting settings:







PRECISION FARMING EQUALS PERFORMANCE

Boost your business

We live in an age of electronics to make our lives easier. Digitalisation is also a growing factor in agriculture – and Case IH Advanced Farming Systems play a key role here.

Case IH is one of the leading agricultural manufacturers of precision farming technology, and offers a range of systems that not only boost efficiency but also minimise input costs. In this way our technology helps to maximise yield potential – and maximise margins.

CASE IH AFS™

Guidance Systems

Case IH AFS™ stands for an extensive range of operator-oriented solutions that help you farm and manage your fields more efficiently than ever before. Take advantage of what is the most important advancement in modern agriculture since the start of mechanisation, and benefit from increased control, productivity, efficiency and precision. Case IH AFS solutions are easy and intuitive to use, and integrate seamlessly with Axial-Flow® 250 Series combines.

ALWAYS ON THE RIGHT TRACK

AFS AccuGuide is a GPS-based auto-steering system. In corn, combined with the mechanical row guidance it will ensure the combine precisely follows the crop rows. That takes the stress out of harvesting at high speeds and with wide headers. It reduces operator fatigue, boosts productivity and lets you exploit the combine's full capabilities.

CONTROLLED TRAFFIC FARMING

Sustainable soil management and soil conservation receive growing attention, resulting in an increased interest in Controlled Traffic Farming (CTF). Based on pre-defined in-field tracks, which are marked once and thereafter permanently used, this solution is gaining popularity among European farmers. The soil surface between the tracks is unaffected and uncompacted. Wheel tracks of the machines used for field work are harmonised as well. A reliable, high-precision guidance system is a basic requirement for CTF, and Case IH AFS is the ideal solution.

CASE IH SOLUTIONS FOR 12 METRE CONTROLLED TRAFFIC FARMING

- Case IH RTK+ systems for absolute precision, repeatability and reliability within 2.0 cm variation
- 12.5 m header option to keep the combine on track
- Extra-long, foldable unloading auger for direct unloading into transfer vehicles driving on the next permanent 12 metre track



AFS 372 receiver

ADVANTAGES

- Straight tracks and windrows; comfortable for high speed baling.
- Reduced skips and overlaps improve field efficiency and guarantee an even spread of residue, improving soil health.
- High productivity even with poor visibility during night.
- Year-on-year repeatability driving on the same track resulting in minimal compacted field area.



Controlled Traffic Farming





AFS CONNECT™

Exchanging information – key for proactive harvest management

The AFS Connect™ advanced farm management system gives you instant access to information for every machine in your fleet – including machine location, diagnostics, and fuel and engine stats.

SECURITY AND ASSET TRACKING

Track all your machines from a single webpage with fleet management. Protect your investment and streamline maintenance with AFS Connect™ alerts and antitheft system. Ensure maximum security with geo-fencing and curfew features. Since the system can be serviced via mobile communication, there's no need to take your equipment to your dealer for diagnosis or support.

COMPATIBILITY

Case IH AFS Connect™ package is compatible with your existing precision farming systems, and can be retrofitted on your fleet. The Case IH telematics solution is available factory-fitted with AFS Pro 700 display and Case IH modem at various levels.

The following versions are available:

- Telematics only: info every second (tracking, anti-theft)
- Telematics with File Transfer: data management (field boundaries, mappings)
- Telematics with File Transfer and Guidance

BENEFITS

- Ability to immediately correct costly under-performance.
- Wireless transfer of data and information reducing time-wasting rendezvous for physical exchanges.
- Simplifying management of machine service issues – simplifies time management and harvest planning.
- Ability to gain remote expert advice on the machine, saving potential downtime.



ANALYSE PERFORMANCE IN REAL TIME

Telematics data provided by AFS Connect™ are transferred to your farm computer in real-time, enabling you to provide instant advice and directions whenever you see the need to make immediate operating adjustments.

AFS CONNECT™

AFS Connect™ offers fleet management capabilities, machine location tracking and a working status overview. Knowing exactly where your tractor or combine is – in which field and in

which part of that field – allows you to guide trailers or fuel supplies exactly to the right spot. No time is wasted whilst the efficiency of man and machine are kept at their maximum. With the AFS Connect Manager, you can be alerted when your machine leaves a designated area. In addition to security benefits, this also allows you to guide operators to preferred routes and instructed areas – particularly helpful for inexperienced staff or contract services. Other helpful management and analysis possibilities include:

- Comparative data from different machines to identify areas of possible improvement where one machine is performing better than the other.
- Having operating data instantly at hand, as well as access to performance and set-up figures from previous working periods for the same or similar machines, provides aid for new or inexperienced operators and enables them to quickly increase their efficiency.
- AFS Connect messaging allows farm owners and managers, as well as Case IH dealer technicians, to send advice directly to the machine's display – so operators can improve their performance on the move.

AFS CONNECT™ FEATURES

- Fleet Management, including vehicle mapping, historic performance comparison.
- Machine Monitoring, including geofence/curfew settings, motion detection for the last five days after last key-off.
- Maintenance, including maintenance-due alerts.
- One-Minute Update Rate, or when status change occurs including reporting of key on/off, idle time and workload.
- Machine Status, including reporting of travelling, engine hours, moving, working and moving, moving and unloading, unloading and working, unloading and moving, unloading.
- Dashboard Graphic Interface of key vehicle parameters on supported platforms, such as engine speed and oil temperature, coolant temperature and level, hydraulic oil temperature and pressure, fuel level, DEF level, battery voltage
- CAN Viewer lets you watch machine parameters remotely in real time.
- Two-Way Messaging from the web portal to the vehicle, with a predefined set of potential operator responses.
- Graphic Reports showing area worked, yield average, flow average, moisture average, yield, fuel level.
- Two-Way File Transfer helps you transport AFS data wirelessly to your farm office or trusted adviser and upload prescriptions directly to your machine.
- Cellular Network Coverage, with multiple providers per country for best coverage. Roaming SIM card and data plan included in AFS Connect subscription works globally.
- Maintenance view & Machine faults: Provides you and your dealer with a statement of your fleet. Knowing the status of your machine will allow your dealership to quickly solve the issue and to keep you farming.
- Coverage & Yield / As-applied maps: Visualize in real-time field information from current and on-going operations. Those data will help you to optimize your fleet and boost your productivity.
- Boundary & Guidance Lines: No wasting time in making new lines - share guidance lines between your machines to ensure that passes of all your fleet match exactly







BE A FARMER.

We take care of the rest

The Case IH commitment is to be there for owners when they need aftersales advice. That's why we have put together a comprehensive service package for our customers. We build on a strong local network in order to be there as quickly as possible in an emergency, and offer you a comprehensive customer service program.

These services range from technical support, advice regarding AFS questions, pending service checks, and organisation and provision of the right spare parts, through to the correct financing of your Case IH product. Everything tailored to your needs and our products – just as services should be.



DAILY CHECKS AND MAINTENANCE

Don't lose precious time – be in the field within 20 minutes

Thanks to a design centred around fewer moving parts than on any other combine, the Case IH Axial-Flow® gets you going while others are still in the yard.

DAILY INSPECTION IS EASY

All inspection points are accessed from ground level, or a conveniently placed step. Side shields fold upwards, providing protection against weather elements and the sun. The engine and grain tank are accessed conveniently from a foldable ladder giving access to a large service deck.



KEEP HARVESTING! Daily checks and cleaning have been made easier with the new swing-out radiator package, while the air filter is conveniently located for quick inspection

An optional on-board airline means there is no need for a separate compressor to clean down the machine. Once the day is over, thoughtful touches include a large water bottle and dustproof toolbox to secure away valuable items plus an optional hand wash station.

LOWEST OPERATING COSTS

Fewer moving parts, high reliability, reduced maintenance and minimal downtime are just some of the strengths behind every Case IH Axial-Flow® we build.



BENEFITS

- Fewer moving parts means high reliability.
- Simple servicing and daily checks means more time spent harvesting.
- Easy access to the concaves and rotor allows quick servicing or repairs.
- Spacious access to the engine and cooling system for quick and safe daily maintenance.
- Benefit from more productive time in the field.

SYSTEM SOLUTIONS

We'll keep you farming

With our strong dealer network backed up by local Case IH market teams, industry-leading Case IH support tools, modern training methods, best-in-class spare parts support and logistics performance, we provide Case IH customers with an excellent all-encompassing after-sales service, keeping customers farming!

GENUINE **PARTS**

WE KEEP YOUR EQUIPMENT RUNNING.

Your local Case IH dealer is highly trained to give you expert advice and solve problems, ensuring the correct, genuine Case IH parts are located and dispatched right away, reaching you next day or sooner to keep your machine in top condition.



OPTIMAL FINANCING SOLUTION FOR EVERY INVESTMENT.

CNH Industrial Capital is the financing company for Case IH. Our employees are financial experts and have many years of experience in agriculture. We do not only know about Case IH products and the market – we also understand the individual requirements of your operations. Therefore we are always able to offer you a financial solution for your new investments that is tailored specifically to your operational requirements. Our most important goal is improving the profitability of your investments!





SUSTAINABILITY

It's part of everything we do



REDUCE THE CONSUMPTION
OF RESOURCES BY MOVING FROM FOSSIL
FUELS TO A **RENEWABLE ENERGY SYSTEM**



INCREASE AGRICULTURAL PRODUCTIVITY
TO **IMPROVE FOOD** AVAILABILITY



REDUCE **ENVIRONMENTAL IMPACT**
AND OPTIMIZE **ENERGY CONSUMPTION**
IN ALL COMPANY PROCESSES



INCREASE OPPORTUNITIES FOR
EXCHANGING **IDEAS** AND **GOOD PRACTICES**
WITH ALL **STAKEHOLDERS**

Case IH is part of CNH Industrial, one of the world's largest capital goods companies. It has a firm focus on its environmental responsibilities, and has been a seven-time leader in the Dow Jones Sustainability Index. Within the CNH Industrial group:

- 91% of waste is recovered
- 27.5% of water used is recycled and
- 56% of electricity used is from renewable sources.

Being a global leader in capital goods carries great responsibilities, which means that we must be accountable for every global activity we perform. Our responsibility does not stop at the factory gate, and we have made great efforts to be proactive when it comes to the broader global issues surrounding sustainability.

Over the years, our work in research and development has been geared towards ensuring that our products continue to achieve increasingly high standards in terms of safety and eco-compatibility. Rather than limiting customers to a choice between low operating costs and eco-efficiency, our strategy is to offer products that deliver both.

By providing innovative products and solutions that abide by environmentally responsible operating practices, Case IH is doing its part to address global issues such as climate change. Today's companies face complex and interconnected challenges that demand an ever-evolving approach to sustainability, a scenario that Case IH believes is an important driver in creating long-term value for all its stakeholders, which is a core objective of the brand.

At Case IH, our engineers are focused on producing machines that not only work on the land, but work with it too.

THE SUSTAINABILITY GROWTH DRIVERS ARE:

- Necessity to feed an increasing population
- Importance of soil protection for future generations
- Growing sustainable farming solutions
- Increasing public awareness
- Fostering people engagement

8 YEARS IN A ROW
INDUSTRY LEADER



2018 MARKS THE 8TH CONSECUTIVE YEAR THAT CNH INDUSTRIAL IS A CONFIRMED INDUSTRY LEADER IN THE PRESTIGIOUS DOW JONES SUSTAINABILITY INDICES WORLD AND EUROPE.



MODELS	Axial-Flow® 7250	Axial-Flow® 8250	Axial-Flow® 9250
HEADERS			
Case IH fixed/variable knife headers (2030/3050 range), draper headers (3152 range), flexheaders (3020 range) working widths (m):	6.1/6.7/7.6 / 9.2	7.6 / 9.2 / 10.7 / 13.7	7.6 / 9.2 / 10.7 / 13.7
Corn header 4400 range rigid/foldable:	6, 8 and 12 row wide corn headers and 16/18 row narrow headers		
Pickup headers 3016 range working width (m):	3.7 / 4.6		
THRESHING / SEPARATING			
Rotor drive type	Gearbox and shaft - variable speed Power Plus Drive with reverser		
Rotor speed range (rpm)	220 - 1,180 (3 ranges)	220 - 1,180 (3 ranges)	220 - 1,180 (3 ranges)
Rotor diameter and length (mm)	762 / 2,638	762 / 2,638	762 / 2,638
Total separation area (m²)	2.98	2.98	2.98
Threshing / separating concave rows wrap angle (°)	180	180	180
Number of concave rows: threshing/separation	2 / 2	2 / 2	2 / 2
CLEANING SYSTEM			
Cascade sieve	•	•	•
Cleaning shoe width (mm)	1,580	1,580	1,580
Levelling capability (%)	12.1	12.1	12.1
Total sieve area under wind control (m²)	6.5	6.5	6.5
CLEANING FAN			
Fan speed range (rpm)	Hydraulic Load Sensing - 300 to 1,150		
RETURN SYSTEM			
Tailings return type	Triple impeller tailings processor directly to grain pan		
GRAIN TANK / UNLOADING			
In-cab control of grain tank covers	•	•	•
Grain tank capacity (l) - measured following ISO5687 standard	11,100 (optional 14,400)	14,400	14,400
Standard / High Capacity unload rate (l/s)	113 / 141	113 / 159	113 / 159
Unloading auger effective length, measured from middle of combine to tip of unloading auger (standard/option) (m)	Standard unloading system: 6.7 or 7.6 m / High Capacity Options: 7.2, 8.8 m (rigid or folding auger)		
STRAW CHOPPER & SPREADER			
Straw chopper	Integral fixed knife chopper		
Number of knives: chopper/counterbar	Integral chopper: 24/12; 40/40, 120/40 knives		
Spreader type	Integral chopper: Vertical, twin disc hydraulically driven, in cab speed adjustable		

MODELS	Axial-Flow® 7250	Axial-Flow® 8250	Axial-Flow® 9250
ENGINE ¹⁾			
Type / Capacity (cm ³) / Emission stage	6 cylinder, turbo, aftercooler / 11,100 / Stage II	6 cylinder, turbo, aftercooler / 12,900 / Stage II	6 cylinder, turbo, aftercooler / 15,900 / Stage II
Power at rated speed (kW/hp)	317 / 425	365 / 490	410 / 550
Max. power ECE R120 at 2000 rpm (kW/hp(cv))	366 / 490	420 / 563	466 / 625
Fuel tank, diesel (l)	1,125	1,125	Standard: 1,200
TRACTION			
Transmission	2 speed hydrostatic with on-the-go hydraulic high/low shift	2 speed hydrostatic with on-the-go hydraulic high/low shift	2 speed hydrostatic with on-the-go hydraulic high/low shift
Heavy duty adjustable steering axle	•	•	•
Final drive type	bull gear or planetary option	planetary	planetary
Powered rear axle	○	○	○
Differential lock	○	○	○
OPERATOR CAB			
“Comfort” cab: new seat positioning for added leg room, instructor seat, narrow adjustable steering console, rearranged right hand console and switches in cab, new Multifunction handle, large openable graintank window, right hand emergency exit	○	○	○
“Luxury” cab (Comfort cab, plus: Elec.mirrors, sunshades, leather steering wheel, removable cool box, added storage space, semi-active leather seat option, added trim)	○	○	○
ADVANCED FARMING SYSTEMS (AFS)			
Yield & moisture monitoring / mapping / guidance / Feedrate Control	○	○	○
AFS Precision Farming ready and Guidance ready	○	○	○
OVERALL MACHINE SPECS			
Length – feeder to rear trim panel (mm)	8,050	8,050	8,050
Wheel base (mm)	3,635	3,635	3,635
Minimum height (transport) (mm)	3,980	3,980	3,980
Width with narrowest tyres fitted – min (mm)	3,490	3,490	3,490
Approximate weight of machine (kg)	19,000	20,000	21,000 (on tracks)

¹⁾ ECE R-120 correspond to ISO TR14396 ²⁾ FPT Industrial engine • Standard ○ Optional – not available

CASE IH Axial-Flow® 250 Series brochure – 02/2020
Code 20APACCOMAFX001

WWW.CASEIH.COM

CNH Industrial Asia Pacific
Riva Paradiso, 14 - Paradiso-Lugano Switzerland

 Safety never hurts! Always read the Operator's Manual before working with any equipment. Inspect equipment before using it, and be sure it is operating properly. Follow the product safety signs, and use any safety features provided. This literature has been published for worldwide circulation. The standard and optional equipment and the availability of individual models may vary from one country to the next. Case IH reserves the right to undertake modifications without prior notice to the design and technical equipment at all times without this resulting in any obligation whatsoever to make such modifications to units already sold. Whilst every effort is made to ensure that the specifications, descriptions and illustrations in this brochure are correct at the time of going to press, these are also subject to change without prior notice. Illustrations may show optional equipment or may not show all standard equipment. Case IH recommends **ARCELA** lubricants.



CASE IH
AGRICULTURE