

AUSTOFT₉₀₀₀

THE LEGACY OF A NAME REACHES
ITS BEST PRODUCTIVE PERFORMANCE




CASE IH

AUSTOFT 9000

The Case IH Austoft 9000 Family of Harvesters takes mechanical sugarcane harvesting to a new level. A more powerful engine, a smart hydraulic system and other innovations offer more work capacity at a lower operating cost.

All this upgrade to the Case IH Sugar Cane Harvesters product offering is the result of a large capital investment in development and over 180,000 hours of testing and field trials, further improving machine reliability and offering significant reduction of the Total Cost of Ownership.



- POWERTRAIN**
- Less fuel consumption
 - Longer Engine Life
 - More Engine Power

- COOLING SYSTEM**
- More reliable
 - More efficient
 - Less maintenance

- HARVEST SYSTEM**
- Feed Rate Control
 - More harvesting capacity
 - More hydraulic efficiency


- OPERATIONAL ENVIRONMENT**
- Best in Class in Visibility
 - Greater Ergonomics
 - Intuitive command layout

- FRONT CHASSIS**
- More robust – less maintenance time
 - Better serviceability
 - Improved stability


- REAR CHASSIS**
- More robust – less maintenance time
 - Non-structural bolted hydraulic tanks



NEW ENGINE



HYDRAULIC SYSTEM



NEW BOLTED MODULAR CHASSIS



HIGHER PRODUCTIVITY

- New FPT cursor engine 11 420 hp
- New optimized hydraulic system

+10% Greater harvest capacity



LOWER OPERATIONAL COST

- 1,600 rpm motor working rotation
- Smart hydraulic pumps

-10% Lower consumption

+50% Extended engine fuel shelf life



EASE OF MAINTENANCE

- Easy access to components for maintenance
- New bolted modular chassis

+ than 180,000 hours of testing and field trials



AFS CONNECT

- Real-time connectivity
- Integrated data in its monitoring system
- Remote performance management

FAMILY AUSTOFT 9000

Based on its pioneering spirit and on being a reference in sugarcane harvesting, Case IH offers three models for the Austoft line, capable of meeting the specific needs of each situation or field:

- Austoft 9900 (single row track)
- Austoft 9900DA (double alternate)
- Austoft 9000 (single row wheels)

All the models in the Austoft family have been developed focusing on the customer's needs, the harvest quality, and, mainly, the profitability of their business.



Austoft 9900



Austoft 9900 DA



Austoft 9000

TECHNOLOGIES

A PIONEER SYSTEM IN OUR REGION

To get the maximum output of these machines, Austoft 9000 offers several technologies to increase efficiency in the field. Among them: the traditional AFS Autopilot system and the new telemetry system with 4G connectivity. These novelties collect more data and information, which provide great precision and agility in decision-making, meaning they maximize the productivity of your operation in all stages of the production cycle.

AFS Autoguidance:

The GPS-guided autoguidance system in the field increases practicality of harvesting even in high-yield inter-row sugarcane by preventing the harvester from running over the rows of cane stalks. Reduces operator fatigue, increases yield and allows the operator to take advantage of the full capabilities of the harvester.



**75%
FASTER**



IMPROVED PERFORMANCE

- Profitability
- Availability
- Best response under flickering
- Repeatability



USER-FRIENDLY

- Extensive coverage
- Repeatability without limits
- Accuracy 2.5 cm
- Compatibility

CORRECTION SIGNALS

- Range Point
- RTX Center Point
- RTK Trimble
- RTK+ (NTRIP)

PRO-POINT TECHNOLOGY

RTX Center Point Signal performance:

- 25% more satellites used for positioning
- 40% more signal stability time with autopilot engaged
- 75% faster convergence. Less than 5 minutes

ADVANTAGES

- Reduced losses in the field
- Increased yield
- Fuel savings
- Controlled traffic
- Greater comfort
- Greater operating performance
- Ease of operation

CONNECTIVITY


Austoft 9000 harvesters come standard with the AFS Connect 4G telemetry system with a 3-year connectivity package (data transmission subscription and data transfer via mobile phone). The system allows you to connect the harvester to the AFS Connect telemetry portal, a platform for the integrated management of your business. The portal provides tools for fleet monitoring, agronomic and data management, and is designed to help real time decision-making, in a simple and intuitive environment.



GREATER POWER, STRENGTH AND DURABILITY IN ALL THE COMPONENTS.

- Equipped with a FPT Cursor 11 engine of 420 hp (310kW), replacing the Cursor 9 (358 hp / 260 kW of power).
- Cursor 11 work rotation is 1,600 rpm: lower fuel consumption and increased engine lifespan.

ARCHITECTURE	6 cyl. in line
INJECTION SYSTEM [bar]	COMMON RAIL (up to 2,200 bar)
POWER SUPPLY	eVGT / WG
VALVES PER CYLINDER (NUMBER)	4
DISPLACEMENT (dm ³)	11,1 L
DIAMETER x COURSE (mm)	128 x 144
Max POWER [hp]	420 @ 1600 rpm
Max TORQUE [Nm]	2300 @ 950 rpm




Always attentive to the needs of each application, FPT offers mechanical and simplified technology for those who need practicality, and state-of-the-art electronic technology for applications that require greater robustness.

The Cursor 11 engine features pistons with exclusive FPT double inlet chamber technology, which ensures greater performance and fuel economy, because there is a better mixture of air with the fuel (atomization), due to the movement of the fuel mist inside the combustion chamber. They also run on Common Rail electronic fuel injection technology, which ensures the right amount of fuel at the right time, so there's near-instantaneous delivery of maximum power when the operation calls for it.

Cursor 11 engines cylinder heads have fewer (and cleaner) moving parts, making it easier to service and to adjust. Another advantage of the new CURSOR cylinder heads is that all the components are inside the head itself, without any transition ones.

CURSOR engines also have the inverted firing order, what makes the engines to vibrate less, generating the lowest noise and fuel consumption on the market.

FPT Industrial focuses a lot on the efficiency of its motors. One of those focuses is power density, meaning FPT offers more with a slightly smaller engine compared to common ones on the market, and depending on the application: more efficient fuel consumption.



**+ POWER
FOR GREATER
HARVEST CAPACITY.**



HYDRAULIC SYSTEM

The cutting-edge hydraulic system features intelligent piston pumps with individual electronic controllers that allow exact adjustment of the flow required for each function, without wasting energy. The closed circuit of the traction system, in addition to the new pumps, also features an electronic failure control system, which acts in emergency situations, further increasing operational safety. Another new closed circuit is the chopper system, which allows working at higher pressures and with smaller motors, contributing to increasing hydraulic efficiency.

Piston pumps used in the primary extractor and radiator fan functions offer greater energy efficiency, further improving cleanliness (already the best on the market for Case IH Sugarcane harvesters) and lower power consumption for cooling (SmartFan).

Due to the increased efficiency of the harvesting functions pumping set, there is less heat generation, allowing the system to work with lower hydraulic oil temperatures, increasing component life and reducing fuel consumption.

Another great evolution of the Austoft 9900 harvesters is based on the optimization and resizing of the hydraulic layout, with the aim of reducing load losses, reducing fuel consumption and increasing the useful life of these components.



- New hydraulic system with specific piston pumps: more efficient use of engine power.
- Gear pumps: only in low demand circuits
- Reduced fuel consumption



LOWER FUEL CONSUMPTION


and less wear of the moving parts.

DESIGNED TO WITHSTAND THE IMPACTS OF LONG HARVEST SEASON.



The 9000 series chassis is made up of modular sections bolted together to form the main chassis:

- Front Chassis
- Rear Chassis
- Cleaning chamber
- Hydraulic tanks
- Topper support



SERVICEABILITY +

Front and rear chassis



FLEXIBILITY +



ROBUSTNESS +

SMART OPERATING CONTROLS

EFFICIENCY, PRECISION, AND HIGH PERFORMANCE IN THE OPERATIONS.

Feed Rate Control

It is an intelligent system that, through the variation of the hydraulic flow and automated controls, allows adjusting the feeding parameters in the harvesting functions, taking into account the operational conditions. Optimizes fuel consumption and helps the operator to hold a constant operation, acting automatically on two levels:

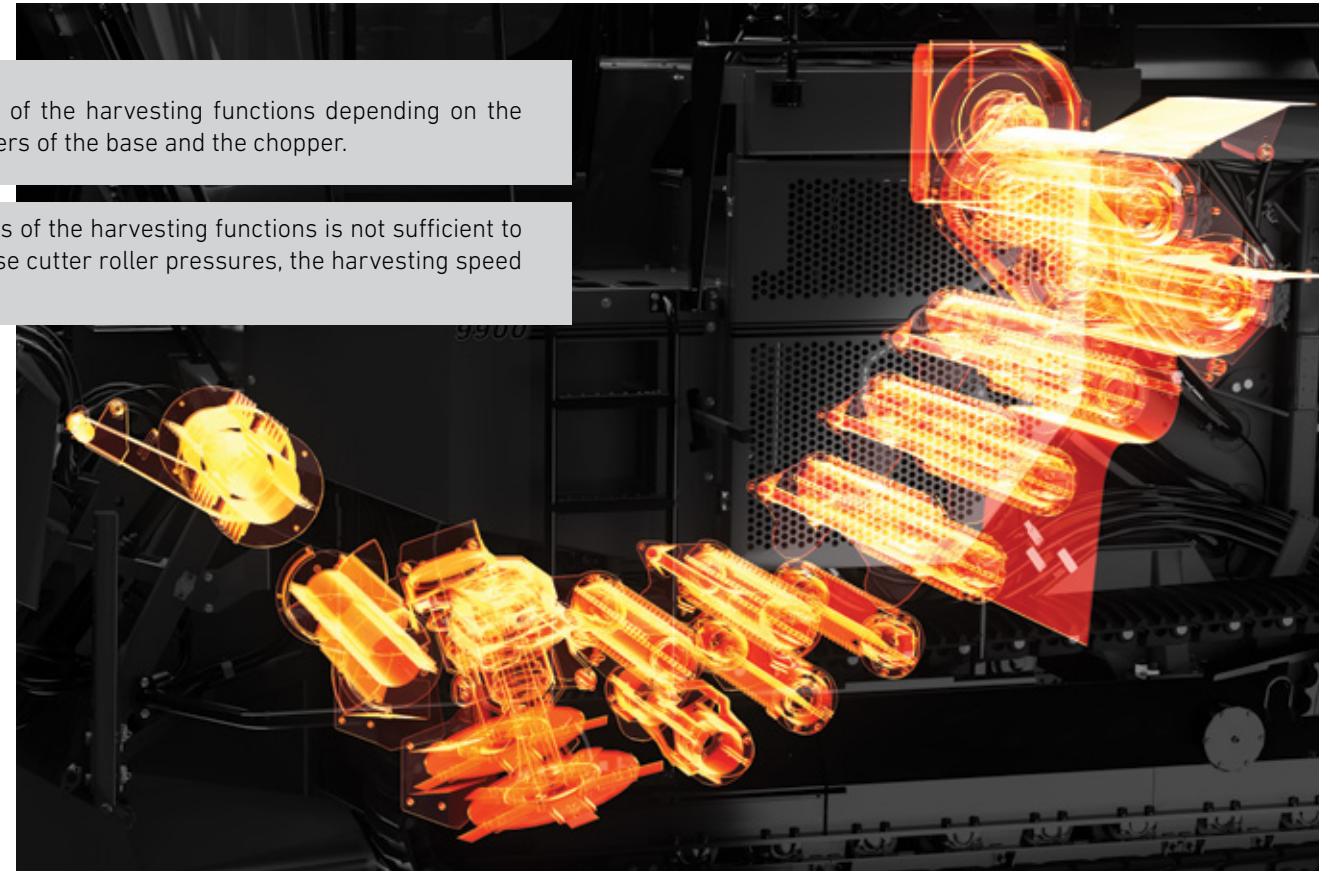
Level 1

Increase in the revolutions of the harvesting functions depending on the pressures of the cutter rollers of the base and the chopper.

Level 2

If the increase in revolutions of the harvesting functions is not sufficient to reduce the chopper and base cutter roller pressures, the harvesting speed is automatically reduced.

When the basecutter and chopper roller pressures return to normal levels, harvest speed automatically resumes.





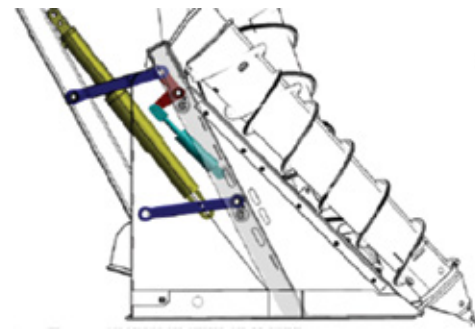

HARVESTING
capacity



NEW SYSTEM
AUTOMATIC HARVEST
FUNCTIONS DISENGAGE
If the equipment goes more than 60 seconds without reaping, harvesting functions automatically enter economy mode.

ENDURANCE AND DURABILITY FOR THE ENTIRE SET.

Crop divider arms, side trim support and elevator slew table, built in nodular cast iron.

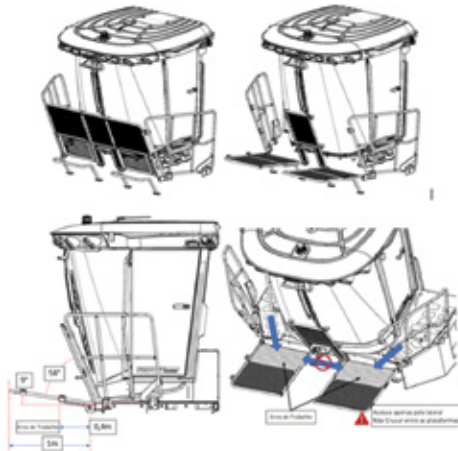


 **DURABILITY OF THE COMPONENTS**

 **LESS MACHINE MACHINE DOWNTIME**

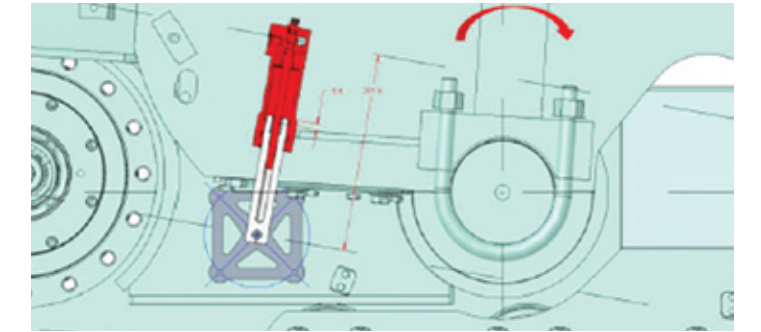
Suspension cylinder repositioned further of the harvester making the AutoTracker system even more efficient and with less response time to the suspension lift command.

TOTAL PROTECTION, COMFORT AND SAFETY FOR THE OPERATOR.




New windshield protector

It can be folded in order to become a platform, allowing access to the front of the cab for cleaning and maintenance.



New AutoTraker

A system that automatically controls the height of the base cutter, depending on the pressure and the position of the new height cylinder. The nitrogen cylinder has been replaced by a position cylinder at the rear of the machine.



New "Exit lights system"

When the key is turned to the "off" position, the lights stay on for 90 seconds.



Better operating environment and increased productivity

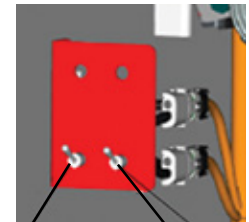
Standardized icons, according to ISO, and commands distributed more intuitively on the console/arm.



SERVICE LIGHTS ASSURING MORE PRACTICALITY DURING INTERVENTIONS.

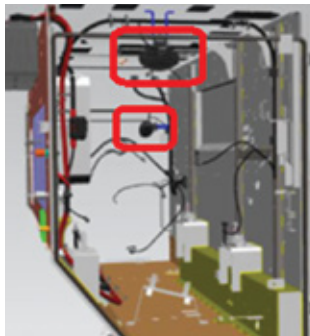
New Battery Compartment

The battery compartment is now located near the engine box, easier to access through the side platform. This makes batteries replacement even easier, reducing machine downtime. It also features an external power supply near the main switch. The complete 12 V system makes maintenance uncomplicated.



Button Lights
Engine Box


Service Light
Button
Base Cut



NEW SERVICE LIGHTS

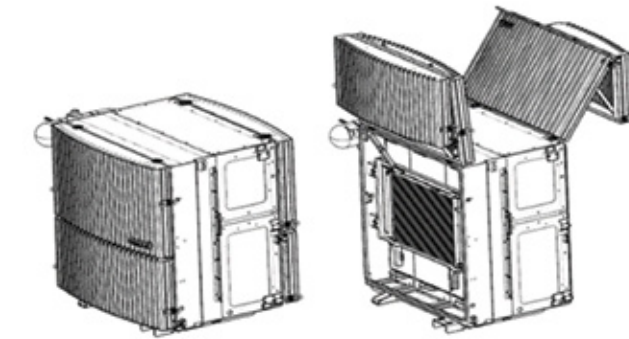


- The engine box now features two internal lights for maintenance in low light conditions.
- The buttons to activate the service lights on the engine box and the base cutter are now located on the engine box, making interventions even easier.




Cooling Package

New vertical radiators with new access door + serviceability and reliability of the entire system.



New air circuit

Its components keep up the quality of the air inside the engine. This new system generates savings in the replacement of air filters.

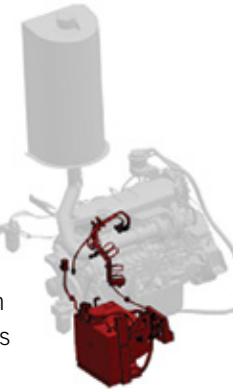


Pre-filter with top spin
cleaning system

Diesel Exhaust Fluid (DEF - Diesel Exhaust Fluid)*

The components that supply DEF within the engine's exhaust system are as follows:

- Urea tank (DEF): 70 liters
- Injection Controllers
- Filters
- Urea Level Sensor
- Tubes
- Injector



*DEF system - only on engines from countries with Tier 3 emission level or higher.

MAXIMUM PERFORMANCE, WITH LOWER OPERATIONAL COST.



MORE PRODUCTIVITY

New FPT Cursor Engine 11 420 hp & New Optimized Hydraulic System

10% HIGHER Harvest Capacity

LOWER OPERATIONAL COST

1600 RPM Engine Working Rotation and Smart Hydraulic Pumps

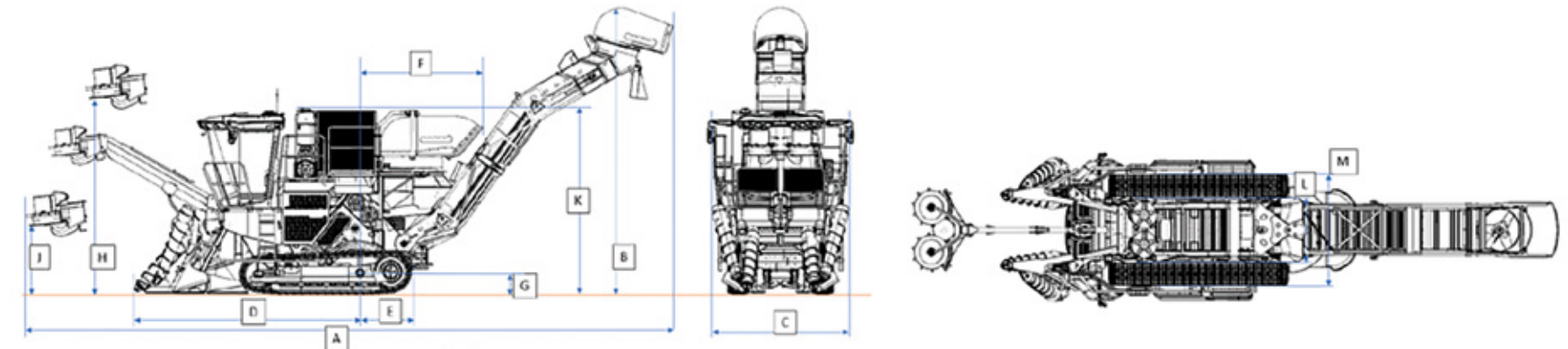
10% LOWER fuel consumption | **50% LONGER engine life**

EASE OF MAINTENANCE

Easy access to components for maintenance
New Bolted Modular Chassis

MORE THAN 180 THOUSAND hours of testing and field trials

DIMENSIONS



1. Elevator 900 mm
2. Standard Topper
3. Line Dividers Dimension (Closed Mirrors)
| To open + 230 mm
4. Gauge: Standard (1880mm) / Pad 16"
5. Main Chassis: Standard

ITEM	DESCRIPTION	Austoft 9900	Austoft 9900 DA
A	Total length	13,930 mm	14,280 mm
B	Total Height	6,340 mm	6,340 mm
C	Total Width	3,040 mm	3,430 mm
D	Axle Center to Tip of Crop Divider	5,100 mm	5,230 mm
E	Axle Center to Rear Limit of Track	1,150 mm	1,150 mm
F	Axle Center to Rear Limit of the Extractor Hood (primary)	2,710 mm	2,710 mm
G	Axle Center to Ground	450 mm	450 mm
H	Maximum Height of Topper Disc	3,890 mm	3,890 mm
J	Minimum Height of Topper Disc	890 mm	890 mm
K	Maximum Height (Non-Retractable)	4,240 mm	4,240 mm
L	Internal Distance between Rolling Belts	1,410 mm	1,970 mm
M	External Distance between Rolling Belts	2,350 mm	2,810 mm

SPECIFICATIONS

AUSTOFT 9900
ENGINE
Model: FPT Cursor 11
Displacement: 11.1 liters
Number of cylinders: 6 in line
Power: 420 cv (310 kW) a 1600 rpm
Injection system: Common Rail
Tier 0/ Tier 3 ? Stage V
Alternator 185A 12V
COOLING SYSTEM
Type: radiator package with fixed screen for air intake
Location: harvester upper part
Smart Fan: Variable speed control fan
OPERATOR'S CABIN
Number of doors: 2
Air conditioning and heater
Operator's seat with air-suspension
Training seat
PR0700+ monitor
Monitoring of all harvesting, maintenance and precision farming functions integrated in the PR0700 Monitor
Customizable displays with alerts of irregularities or failures in the monitor
Emergency shutdown system in the absence of the operator
Windshield wiper and washer
Split mirrors with impact protection
Cabin and instrument panel lighting
Electronic steering and transmission by joystick in tire model
Multi-function handle / transmission lever / control buttons next to the armrest
Fuses panel for all circuits
Reverse alarm with security light

AUSTOFT 9900
Giroflex (rotating safety beacon)
8 cab mounted LED headlights
Tilting cabin with predisposition for radio and autopilot
Optional: CASE IH AFS Guide Autopilot
TRANSMISSION
Type:Hydrostatic with variable speed for forward and reverse
Machine speed with tire: 0 to 20 km/h
Machine speed with track: 0 to 12 km/h
CHOPPER SET
Number of blades per roller: 4
Drums diameter: 380 mm
Thrower rubbers: standard
Adjustable deflector plates
Reversible Hydraulic Drive
Blades width: 65 mm (replaceable)
Billet length adjusted from cabin
Optional: 3-knives roller
TRACKS
Chain type: Greased
Agricultural pads design with folded edge
Pad width: 406mm (16")
Guides: Heavy Duty
Optional: 18" greased chain track; 18" sealed and lubricated track; 16" sealed and lubricated track
KNOCKDOWN ROLLER
Hydraulic and reversible actuation
Toothed cleat
Kit for severe conditions: Available through parts
Width: 1,080 mm

AUSTOFT 9900
FEED ROLLERS
number of rollers: 5 lower fixed and 5 upper floating
Hydraulic and reversible drive
Floating rollers with rubber stoppers
Rollers width: 900 mm
LIFT ROLLER
Hydraulic and reversible drive
Flaps with paddles (standard); closed flaps optional
3 Slats (standard); 4 Slats (optional)
Width: 900 mm
CAPACITIES
Fuel: 620 liters
Hydraulic Oil: 500 liters
OTHER ITEMS
3 operating cameras
MACHINE WEIGHT
Austoft 9900: 18,150 kg
Austoft 9900: 20,750 kg
Austoft 9900DA: 22,300 kg



WhatsApp +54 11 2034-1546

Contact for Customer Service. 24 hours per 7 days a week.

CaseIH
[caseih.com/latam/es-latam](https://www.caseih.com/latam/es-latam)