

MAXXUM® SERIES TRACTORS

CASE IH
AGRICULTURE



THE WORLD OF FARMING IS CHANGING. WILL YOU BE READY?

Every year, a growing world demands more food, more fiber, more fuel. At the same time, land availability and regulatory mandates keep tightening. The only thing that stays the same? Things keep changing. Case IH is there to help you be ready with people who work alongside you to understand your operation and your needs. We're there with equipment designed to help you get more done and do it more efficiently. For example, livestock producers, row-crop farmers and mixed-farm enterprises can count on a new generation of Maxxum tractors to be ready for the seasons ahead.

BE READY.





LEADING THE INDUSTRY

4-5

OPERATOR ENVIRONMENT

6-7

POWER AND PERFORMANCE

8-9

MAXXUM FAMILY OF TRACTORS

10-11

FPT ENGINE TECHNOLOGY

12-13

INTUITIVE INNOVATION

14-15

MAXIMUM UPTIME

16-17

LOADERS AND ATTACHMENTS

18-19

SERVICE AND SUPPORT

20-21

PRODUCT SPECIFICATIONS

22-23



**PERFORMANCE, VERSATILITY, COMFORT.
A TRACTOR LIKE THIS COMES ONCE IN A GENERATION.**

Maxxum tractors have joined the ranks of Case IH high horsepower tractors powered by FPT engines with proven SCR exhaust technology that provides increased performance and fuel efficiency. Maxxum tractors are designed to handle the multiple tasks of livestock operations, row-crop applications and roadside mowing. In addition to enhanced cab visibility and thoughtfully designed controls and comfort, all models boast the PTO, hydraulics and transport power boost that are the hallmarks of Maxxum tractor performance.

POWER AND PRODUCTIVITY.

Maxxum tractors are designed for compliance without compromise: there's more horsepower when you need it for rough spots and tough jobs, and better engine performance and fuel economy—all while meeting today's emissions standards. Outstanding horsepower in its class plus Power Boost to handle tough conditions: that's the power and productivity of the Maxxum series.

INTUITIVE INNOVATION.

Nobody understands the challenges you face better than you do. That's why Case IH design engineers work with real tractor users to innovate the new ideas we include in every tractor we make. So when the new Maxxum series includes features like the exclusive Turn Assist option to improve loader productivity, or a convenient roof hatch for better visibility, it's because we listened to the folks who really matter: the ones in the driver's seat.

MAXIMUM UPTIME.

You want to spend your time working with your tractor, not on it. Case IH design technology provides long-term durability and outstanding fuel efficiency for tractors that start out strong and keep running strong over the long haul. Ground-level maintenance access makes checking fluid and filters a snap, while 600-hour oil and filter change intervals keep you up and running more hours per season, season after season.

OPERATOR ENVIRONMENT.

You and your tractor put in long, hard days together. Operator comfort is no luxury; it's a productivity must. So the new Maxxum series offers better comfort, better visibility and better control to make the long days—and the big jobs—fly by. In the Maxxum MultiController series, the ergonomic MultiControl Armrest makes every move count. And Case IH cab suspension provides a smooth, comfortable ride in the field or out on the road.



A BETTER DAY'S WORK STARTS WITH A BETTER WORKPLACE.

Operator comfort isn't about making the workday easy. It's all about making every day as productive as possible, even when it starts before sunrise or stretches past sunset. The Maxxum operator environment is designed to make the long hours, and the tough tasks, fly by. There's your choice of three seats, all with unmatched visibility, and industry-leading cab suspension. All in all, the Case IH Maxxum cab provides the comfort and ease of operation needed to maximize in-field performance during long workdays.



CAB SUSPENSION.....

Reducing the shock loads to the operator by 25 percent, the Maxxum cab suspension offers superior operator comfort, both on the road and in the field. Designed with durable components, this continuously active, adjustable system offers five settings and a full four inches of cab travel.



PREMIUM AIR SEAT.....

The premium choice among the three seats available for Maxxum series tractors, the air seat offers the latest in comfort technologies. It is equipped with a low-frequency suspension system, fore/aft isolation, a retractable seat belt, an adjustable armrest and backrest, lumbar support, base cushion adjustment, and a heated cushion.



MULTICONTROL ARMREST.....

All five Maxxum MultiController models feature the innovative functionality and easy operation of the MultiControl Armrest, the same advanced technology found on Case IH Puma®, Magnum™ and Steiger® tractors. It provides access to all tractor controls and moves with the seat, allowing better vision and control of the implement at work.

BETTER VISIBILITY.....

The Maxxum SurroundVision cab offers unobstructed vision in all directions, including a high-visibility roof panel with optional opening window. The narrow, sloping hood is closely formed around the engine for excellent visibility of front-mounted implements. The cab glass is tinted to reduce glare, and the roofline extends beyond the glass to provide extra shade from the sun.



A INSTRUCTIONAL SEAT: The optional instructional seat is ideal for use when training new operators and folds down to provide a work surface with twin cup holders.

B STORAGE COMPARTMENTS: The standard front storage box is semi-refrigerated by the console vent. A hinged lid and recessed storage corner are also available.

C TILT AND TELESCOPIC STEERING COLUMN: The Maxxum's tilt and telescopic steering column is adjustable to suit any size operator.

D POWERSHIFT MULTICONTROL HANDLE & ARMREST: The MultiControl handle places the controls operators use 85-90% of the time in one hand so the operator can stay focused on the task, which translates into less fatigue and stress for more productivity.

E FOOT THROTTLE: Standard equipment.

F UPDATED INSTRUMENT DISPLAY: New Selective Catalytic Reduction system information and warnings have been added to the instrumentation display.

G SINGLE-PIECE MOLDED FLOOR: The easy-to-clean floor covering reduces noise and vibration and the floor area offers plenty of storage and legroom.

H HIGH VISIBILITY ROOF WINDOW/PANEL: Adds 4.5 square feet of upward visibility—ideal for loader operation.


I RIGHT-HAND DOOR: Fully opening and operational. Standard on all models.

J ELECTRONIC JOYSTICK (OPTIONAL): Operates front or rear remote attachments.

POWER AND PERFORMANCE MADE SIMPLE.

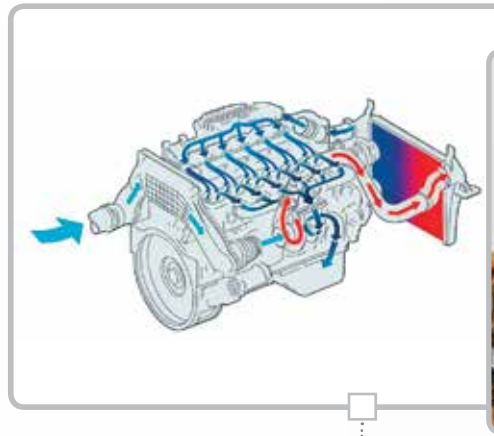
What could be simpler? Select your horsepower, then pick your configuration. The new Case IH Maxxum series tractors are available in two configurations: the Maxxum base and Maxxum MultiController versions of five horsepower offerings from 110–140 (90–120 PTO) engine horsepower. All Maxxum tractor models use electronic common rail engines and proven Case IH FPT SCR technology, increasing performance and efficiency.





A BOOST WHEN YOU NEED IT...

Power boost of up to 20 horsepower on the 4-cylinder models and up to 25 on the 6-cylinder models is standard on all Maxxum tractors, providing additional power during transport and PTO applications. This allows you to move through tough application conditions or steep inclines without losing speed and productivity.



PERFORMANCE DETAILS... THAT MAKE THE DIFFERENCE.

Inlet and exhaust manifolds are positioned on opposite sides of the Maxxum cross-flow cylinder head, allowing the use of large inlet and exhaust ports for optimum air/fuel mixing and combustion. And all models feature cooling with a 9-blade viscous fan, which runs quieter than conventional fixed fans.



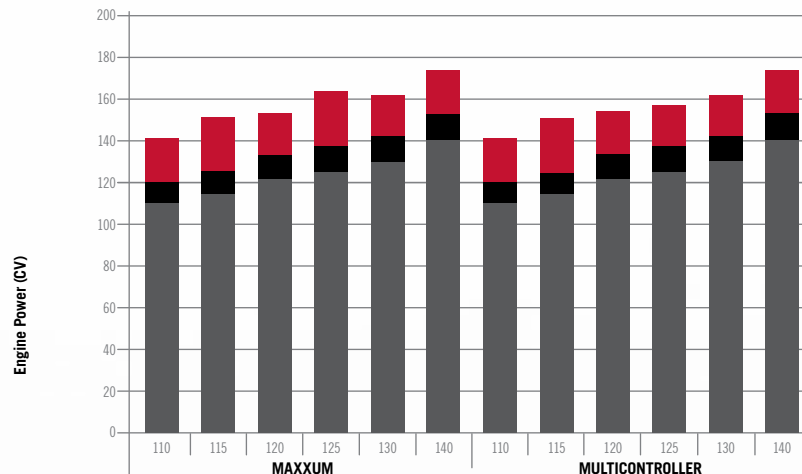
BIG TANKS FOR LONG DAYS...

The high-capacity fuel tanks permit longer work periods before refueling. A wide filler opening allows easy refilling from ground level, with no spilling of fuel, and a water in fuel sensor and tank guard are standard equipment on all Maxxum models. Maxxum 4-cylinder models feature 46.2-gallon (175 L) capacity, while the Maxxum 6-cylinder model tank capacity is 63.4 gallons (240 L).

THESE TRACTORS HAVE SOMETHING IN COMMON.

All Maxxum engines feature a high-pressure common rail fuel system to provide optimum engine performance throughout the speed and load range. That provides benefits like more power, faster throttle response, better fuel economy, less noise, and lower exhaust emissions due to more efficient and more complete fuel combustion.

MAXXUM EFFICIENT POWER ENGINE PERFORMANCE OVERVIEW



| | | | | | | | | | | | | |
|----------------|-----|-----|-----|-----|-----|-----|-----|-----|-----|-----|-----|-----|
| ■ Power Boost | 22 | 27 | 21 | 28 | 20 | 22 | 22 | 27 | 21 | 28 | 20 | 22 |
| ■ Power Growth | 11 | 11 | 12 | 12 | 12 | 13 | 11 | 11 | 12 | 12 | 12 | 13 |
| ■ Rated | 110 | 116 | 121 | 125 | 131 | 140 | 110 | 116 | 121 | 125 | 131 | 140 |

LIVESTOCK? ROW CROP? ROADSIDE MOWING? THERE'S A MAXXUM MODEL FOR YOU.

The new Case IH Maxxum series offers you new state-of-the-art features to help deliver better productivity and greater profitability. These tractors are designed to handle the multiple tasks of livestock operations, row-crop applications and roadside mowing with enhanced cab visibility plus power, fuel economy, ease of use and solid performance.





PICK THE MODEL THAT WORKS FOR YOU.

The variety of Maxxum series models makes it easy to choose the tractor that's best for your needs. First, pick your engine out of five available, from 90–110 PTO HP. Then, decide if you want the base model or if your applications demand the MultiController version. Whichever you choose, you'll get performance, productivity, and long, reliable service life.

A HARD-WORKING, VERSATILE WORKHORSE.

Nothing beats Case IH Maxxum tractors for flexibility, maneuverability and serviceability. Here's the ideal tractor for the midsize farm or ranch, loader applications, haymaking, mowing, mixed farming operations with crops and livestock, and more. Get all the industry-leading features you want—and nothing you don't—on this powerful, multipurpose machine.

| Model Numbers | PTO HP | Engine | Maximum Boosted Engine HP |
|---|---------------|-------------------------|----------------------------------|
| Maxxum 110 Maxxum 110 MultiController | 90 | 4.5-Liter 4-Cylinder | 143 |
| Maxxum 115 Maxxum 115 MultiController | 95 | 6.7-Liter 6-Cylinder | 154 |
| Maxxum 120 Maxxum 120 MultiController | 100 | 4.5-Liter 4-Cylinder | 154 |
| Maxxum 125 Maxxum 125 MultiController | 105 | 6.7-Liter 6-Cylinder | 165 |
| Maxxum 140 Maxxum 140 MultiController | 120 | 6.7-Liter 6-Cylinder | 176 |

HERE'S WHAT DRIVES THE MAXXUM SERIES.

Case IH Maxxum series diesel engines feature world-class design innovations that have resulted from the Case IH/FPT development collaboration. These designs are engineered to an exceptional standard of quality and durability. Supported by a global leader in engine technology, these are engines with unbeatable power, fuel economy, reliability and service life.




MAXXUM 115, 125 AND 140 TRACTORS.

- Case IH 6.7-liter, 6-cylinder, turbocharged and aftercooled engine
- Engine Power Boost standard: delivers extra power when required
- Maximum torque at 1,500 rpm for optimum fuel efficiency
- Fuel-saving SCR technology used exclusively to comply with emissions regulations
- 600-hour engine oil service intervals to minimize service costs



MAXXUM 110 AND 120 TRACTORS.

- Case IH 4.5-liter, 4-cylinder, turbocharged and air-to-air aftercooled engine
- Engine Power Boost standard: delivers extra power when required
- Maximum torque at 1,500 rpm for optimum fuel efficiency
- Fuel-saving SCR technology used exclusively to comply with emissions regulations
- 600-hour engine oil service intervals to minimize service costs



In an SCR system, exhaust gas enters a catalytic chamber where it breaks down into harmless water vapor and nitrogen.

- A** DEF Supply Module controls the supply of DEF to DEF injector.
- B** Exhaust gases leave the turbo outlet and travel to DEF injector location.
- C** DEF injector injects a light mist of DEF into exhaust stream.
- D** DEF mixes with exhaust gas and neutralizes NOx.
- E** During the reaction, harmless nitrogen vapor and water vapor is released through the exhaust stack.

LOWER OPERATING COSTS, AND EXHAUST AS CLEAN AS THE INTAKE AIR.

The SCR after-treatment system converts nitrogen oxides into nitrogen and water. The change is triggered by a non-toxic, mixture called Diesel Exhaust Fluid (DEF). Plus, the engine design maximizes power and performance, which reduces particulate matter created by incomplete fuel burning. Your bottom line: on average, up to 10 percent lower total operating costs.

SCR ISN'T PART OF YOUR ENGINE. SO YOU GET MORE POWER, BETTER FUEL ECONOMY AND MORE FLEXIBILITY IN FUEL CHOICE.

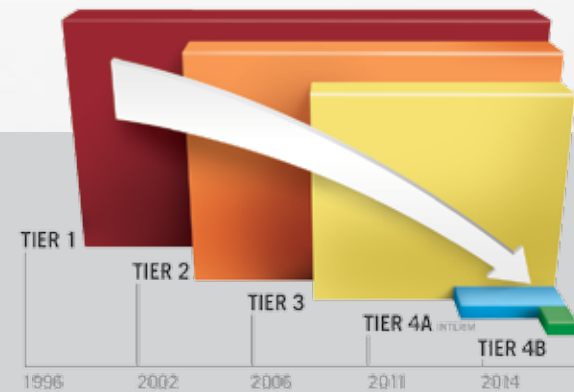
SCR maximizes horsepower because the system is separate from the engine. This design also leads to better fuel economy and improved engine durability, while giving you more flexibility to choose among diesel fuel varieties and grades. And it's been tested. Case IH sources engines from sister company FPT Powertrain Technologies, which has produced more than 240,000 SCR engines since 2006.

WE WORK WITH YOU, SO WE'RE ALL READY TO MEET NEW CHALLENGES.

Case IH has a full team of professionals to help you tailor your equipment to fit the way you farm. Product specialists, technical service managers, customer support and field service staff all stand ready to work with dealers and producers in a seamless system.

NEW STANDARDS ARE HERE. ARE YOU READY?

Tier 4 emissions regulations started in 2011 with an interim phase and take full effect in 2014. The 2014 limits represent a 90 percent reduction since Tier 3 standards in nitrogen oxides and particulate matter. Nitrogen oxides are associated with acid rain and ground-level ozone. Particulate matter is soot, or unburned fuel, that appears as black smoke. Both are created during the combustion process.



EPA allowable levels of emissions (PM/NOx).

NOBODY KNOWS YOUR CHALLENGES BETTER THAN YOU. THAT'S WHY THERE'S NOBODY WE'D RATHER LISTEN TO.

At Case IH, we use a process called Customer Driven Product Design (CDPD). At its heart, it's based on the simple idea that nobody knows more about what a piece of equipment should do than the people who use it. Case IH engineers work with producers in the field to build better tools and technologies that deliver meaningful, easy to use performance advantages. That's where the innovations in these new Maxxum tractors come from.





NEW HOOD DESIGN.

The new hood side panels have been enhanced to improve the turning capability of the MFD axle during oscillation, particularly when using narrow tread settings.

FRONT 3-POINT HITCH AND PTO.

Maxxum tractors equipped with electro-hydraulic rear- or mid-mount valves have the option of a front 3-point hitch plus a front PTO option. The tractor can be ordered with the front hitch and PTO or the front hitch only.



CONTROL WHICHEVER CONFIGURATION YOU CHOOSE.

New MultiControl Maxxum tractors feature the MultiControl Armrest common to that used on the Puma, Magnum and Steiger tractors, making it easy for operators to switch from one model to another. The MultiControl Armrest moves with the seat, providing access to all tractor controls as the seat rotates, allowing the operator to devote full attention to the task at hand.

The MultiControl handle places the controls operators use 85-90% of the time in one hand. The operator controls tractor direction, speed, gear changes, hitch and hydraulic valve operation using the buttons on the MultiControl handle, providing unprecedented operator convenience.

Maxxum base models are equipped with the same controls as the previous Maxxum series.

SPEND YOUR TIME WORKING WITH YOUR TRACTOR, NOT ON IT.

Long as they may be, workdays are too short to spend any more time than you have to tending to your equipment. Getting the most out of yourself, and your tractor, means spending your time getting the job done. So Maxxum tractors are designed for the long hours you put in, offering more uptime and higher productivity. Long story short, you get long days, long service intervals, long service life.





GET ROLLING QUICKER EVERY DAY.

Maxxum series tractors are designed to make maintenance quick and easy by offering excellent service access. For instance, for routine maintenance, there's no need to remove the service side shields. In fact, you can check the oil without even raising the hood.



IT'S ALL WITHIN REACH.

In the spirit of keeping things simple, radiators and coolers fold out for convenient access. That means the cleaning process is quick and easy.



GO LONGER BETWEEN OIL CHANGES.

Smart engine design offers more than power and economy—it also provides longer service intervals. Maxxum tractor engine oil and filter change intervals are both 600 hours. The oil filter is easily replaced from the left side of the tractor.



A LOW-MAINTENANCE FUEL SYSTEM.

Maxxum tractors feature a premium fuel filtration system as well as a standard water sensor that prevents damage to the fuel system. Like the oil change, the fuel filter change service interval is 600 hours, so it's easy and convenient to schedule. It adds up to maximum fuel system protection for increased reliability and long component life.

LOADER-READY WHEN YOU ARE.

Case IH Maxxum tractors are available loader-ready from the factory and designed to operate as a system with the three available Case IH loader models. And to make sure you get the productive loader work out of your Maxxum, there's a wide range of buckets and tools. That way you can easily select the perfect tool or attachment, no matter what you need to get done.





**THE QUICK-LOCK SYSTEM:
THERE'S NOTHING TO LOSE.**

The Quick-Lock mounting system makes attachment quick and easy. The spring-loaded design keeps the pins with the loader—no loose pins or parts to go missing when you're attaching the loader. Plus, safety mechanisms are built right in for maximum simplicity and dependability.



**THREE LOADERS, ONE STANDARD
OF EXCELLENCE.**

Case IH offers three loader models that fit the Maxxum range, all featuring fast, easy mounting and rugged, durable construction. And they all give you the option of mechanical leveling as well as a wide range of buckets and attachments.



A BIG TOOLKIT TO CHOOSE FROM.

Like the man says, if you can't find it here, you probably don't need it. The Case IH Maxxum series offers more than 70 tools and attachments, including:

- Heavy-duty and high-volume buckets
- Forks
- Grapples
- Bale spikes
- Grips
- Lifters
- Cutters

| LOADERS FOR MAXXUM TRACTORS | | | | |
|-----------------------------|--------|------|------|------|
| | PTO HP | L745 | L755 | L765 |
| Mechanical Self-Leveling | | Yes | Yes | Yes |
| Non Self-Leveling | | Yes | Yes | Yes |
| 4-CYLINDER | | | | |
| Maxxum 110 | 90 | • | | |
| Maxxum 120 | 100 | • | | |
| Maxxum 130 | 110 | • | | |
| 6-CYLINDER | | | | |
| Maxxum 115 | 95 | | • | |
| Maxxum 125 | 105 | | • | |
| Maxxum 140 | 120 | | • | • |

MORE THAN TRACTORS TO WORK *FOR* YOU: WE'VE GOT PEOPLE TO WORK *WITH* YOU.

Case IH puts more professionals in the field than anybody in the industry. We've got a network of dealers with the expertise to equip you, advise you and support you every way they can. There are parts and service technicians ready to assist you before, during and after the sale. CNH Capital will work with you to customize financing solutions to identify what works best for your situation. It's an integrated system, with equipment, maximum service and financing options in one package—all focused on getting you ready for whatever comes next for you and your operation.



DEALERS WHO KNOW YOUR REGION – AND YOUR OPERATION.

Our dealers are the backbone of the Case IH network. They're the ones who understand your part of the country and your operation. They're the ones ready to help you find the right tractor, with the best options, along with the tools and attachments to fit the demands of your operation. These aren't folks who ask, "What can I sell you?" They're more likely to start with, "What do you need to do?"



PARTS AND SERVICE TO KEEP YOU UP AND RUNNING.

Find a full line of Case IH parts and components at your local dealer—plus full-service maintenance programs and industry-leading warranties. Here you'll find expertise applied by skilled, factory-trained service professionals committed to providing you maximum uptime, season after season.



OVER 50 YEARS OF FINANCING SOLUTIONS.

CNH Capital's extensive experience in the agriculture industry has created a deep understanding of your unique needs. Competitive equipment financing with flexible payments can be timed to your cash flow. Or, conserve capital and reduce upfront payments with operating and finance leases. For other needs, choose credit cards specific to the agricultural industry, or let us help you finance crop-input products or land rental. CNH Capital helps you find financing options that fit the way you farm.

| MAXXUM SPECIFICATIONS (Preliminary) | MAXXUM 110 | MAXXUM 120 | MAXXUM 115 | MAXXUM 125 | MAXXUM 140 |
|--|---|------------|---|------------|-----------------------|
| POWER | | | | | |
| Type | Tier 4A with Selective Catalytic Reduction (SCR) | | Tier 4A with Selective Catalytic Reduction (SCR) | | |
| Engine HP at Rated 2,200 RPM ISO per ECE R120 (CV) | 110 hp | 121 hp | 116 hp | 125 hp | 140 hp |
| Maximum Engine HP at 1,900 RPM ISO per ECE R120 (CV) | 121 hp | 133 hp | 127 hp | 137 hp | 153 hp |
| Engine Power Boost * | Up to 20 additional engine hp | | Up to 25 additional engine hp | | |
| Engine Maximum Boosted HP – ISO per ECE R120 (CV) | 143 hp | 154 hp | 154 hp | 165 hp | 176 hp |
| PTO HP at Rated 2,100 RPM ** per SAE | 90 hp | 100 hp | 95 hp | 105 hp | 120 hp |
| Cylinders/Displacement | 4-cyl/4.5 L (273 cu. in.) | | 6-cyl/6.7 L (411 cu. in.) | | |
| Number of Valves | 16 | | 24 | | |
| Aspiration | Cross-flow aspiration/turbocharged | | Cross-flow aspiration/turbocharged | | |
| ELECTRICAL | | | | | |
| Alternator Standard/Optional | 120 Amps standard/150 Amps optional | | 120 Amps standard/150 Amps optional | | |
| Battery | 12 Volt – 800 CCA | | 12 Volt – 800 CCA | | |
| TRANSMISSION/PTO | | | | | |
| Standard (Base) | 24F x 24R with HiLo powershift | | 24F x 24R with HiLo powershift | | 16 x 16 25 mph |
| Optional | 16 x 16 25 mph/40 kph semi powershift | | 16 x 16 25 mph/40 kph semi powershift | | |
| Optional | 17 x 16 25 mph/40 kph semi powershift (Eco) | | 17 x 16 25 mph/40 kph semi powershift (Eco) | | |
| Optional | ————— | | 17 x 16 30 mph / 50 kph semi powershift | | |
| Creeper Speeds @ Rated Engine RPM | Minimum target speed – 528 ft/hour (161 m/hour) | | Minimum target speed – 528 ft/hour (161 m/hour) | | |
| PTO | 540/1,000 rpm 1-3/8 in. (35 mm) reversible shaft | | 540/1,000 rpm 1-3/8 in. (35 mm) reversible shaft | | |
| AXLES | | | | | |
| Standard Rear Axle | Flange | | Flange | | |
| Bar Axle Diameter – Optional | 3-5/8 in. (92 mm) | | 3-5/8 in (92 mm) | | |
| Rear Bar Axle Length – Optional | 98 in. (2489 mm) | | 98 in. (2489 mm) | | |
| Front Axle – Standard/Optional | Std. – class 3 non-suspended | | Std. – class 3 non suspended/Opt. – class 4 non suspended | | |
| MFD Tread Adjustability | 61.4 in. – 88.8 in. (1560 – 2256 mm) | | 61.4 in. – 88.8 in. (1560 – 2256 mm) | | |
| Wheelbase | 94.0 in. (2387 mm) | | 103.4 in. (2627 mm) | | |
| HYDRAULICS/HITCH | | | | | |
| System Type Base/Optional | Fixed displacement pump (FD)/Pressure flow compensating (PFC) | | Fixed displacement pump/Pressure flow compensating (PFC) | | |
| Remotes – Standard/Optional | 2 mechanical/3 or 4 mechanical | | 2 mechanical/3 or 4 mechanical | | |
| Main Implement FD Pump Max Flow Capacity | 18.7 gpm (70 L/min.) | | 18.7 gpm (70 L/min.) | | |
| Steering/Secondary Pump Capacity | 10.5 gpm (40 L/min.) | | 10.5 gpm (40 L/min.) | | |
| Standard Tractor Hydraulic Total Flow Capacity | 29.2 gpm (110 L/min.) | | 29.2 gpm (110 L/min.) | | |
| 3-Point Hitch Category | Cat II standard/ Cat II/IIIN optional | | Cat II standard/Cat II/IIIN optional | | |
| Hitch Lift Capacity (FD Pump) Std. (80 mm)/ Opt. (90 mm) | 6,200 lbs. (2812 kg)/6,900 lbs. (3130 kg) | | 6,200 lbs. (2812 kg)/6,900 lbs. (3130 kg) | | |
| Mid-Mount Valve – Optional | 2 or 3 Function | | 2 or 3 Function | | |
| CAPACITIES | | | | | |
| Fuel Tank | 46.2 gal. (175 L) | | 60 gal. (227 L) | | |
| Diesel Exhaust Fluid (DEF) Tank | 9.7 gal. (37 L) | | 9.7 gal. (37 L) | | |
| Engine Oil with Filter | 16 U.S. qt. (15 L) | | 16 U.S. qt. (15 L) | | |
| Hydraulic Fluid | 19.5 U.S. gal. (75 L) | | 19.5 U.S. gal. (75 L) | | |
| CAB | | | | | |
| Cab Suspension | Optional | | Optional | | |
| Glass Area – Including Standard Hi-Vis Roof | 63.2 sq. ft. (5.9 m²) | | 63.2 sq. ft. (5.9 m²) | | |
| WEIGHT | | | | | |
| Average Standard Weight*** lbs. (kg) with Standard Front Axle | 11,300 lbs. (5125 kg) | | 12,500 lbs. (5670 kg) | | 12,800 lbs. (5805 kg) |

| MAXXUM MULTICONTROLLER SPECIFICATIONS (Preliminary) | MAXXUM 110 MULTICONTROLLER | MAXXUM 120 MULTICONTROLLER | MAXXUM 115 MULTICONTROLLER | MAXXUM 125 MULTICONTROLLER | MAXXUM 140 MULTICONTROLLER |
|---|---|----------------------------|---|----------------------------|----------------------------|
| POWER | | | | | |
| Type | Tier 4A with Selective Catalytic Reduction (SCR) | | Tier 4A with Selective Catalytic Reduction (SCR) | | |
| Engine HP at Rated 2,200 RPM ISO per ECE R120 (CV) | 110 hp | 121 hp | 116 hp | 125 hp | 140 hp |
| Maximum Engine HP at 1,900 RPM ISO per ECE R120 (CV) | 121 hp | 133 hp | 127 hp | 137 hp | 153 hp |
| Engine Power Boost * | Up to 20 additional engine hp | | Up to 25 additional engine hp | | |
| Engine Maximum Boosted HP – ISO per ECE R120 (CV) | 143 hp | 154 hp | 154 hp | 165 hp | 176 hp |
| PTO HP at Rated 2,100 RPM ** per SAE | 90 hp | 100 hp | 95 hp | 105 hp | 120 hp |
| Cylinders/Displacement | 4-cyl/4.5 L (273 cu. in.) | | 6-cyl/6.7 L (411 cu. in.) | | |
| Number of Valves | 16 | | 24 | | |
| Aspiration | Cross-flow aspiration/turbocharged | | Cross-flow aspiration/turbocharged | | |
| ELECTRICAL | | | | | |
| Alternator Standard/Optional | 120 Amps standard/150 Amps optional | | 120 Amps standard/150 Amps optional | | |
| Battery | 12 Volt – 800 CCA | | 12 Volt – 800 CCA | | |
| TRANSMISSION/PTO | | | | | |
| Standard (Base) | 16 x 16 25 mph/40 kph semi powershift | | 16 x 16 25 mph/40 kph semi powershift | | |
| Optional | 17 x 16 25 mph/40 kph semi powershift (Eco) | | 17 x 16 25 mph/40 kph semi powershift (Eco) | | |
| Optional | 17 x 16 30 mph/50 kph semi powershift | | 17 x 16 30 mph/50 kph semi powershift | | |
| Creeper Speeds @ Rated Engine RPM | Minimum target speed – 634 ft/hour (193 m/hour) | | Minimum target speed – 634 ft/hour (193 m/hour) | | |
| PTO Standard/Optional | 540/1,000 rpm 1-3/8 in. (35 mm) reversible shaft | | 540/1,000 rpm 1-3/8 in. (35 mm) reversible shaft | | |
| AXLES | | | | | |
| Standard Rear Axle | Flange | | Flange | | |
| Bar Axle Diameter – Optional | 3-5/8 in. (92 mm) | | 3-5/8 in. (92 mm) | | |
| Rear Bar Axle Length – Optional | 98 in. (2489 mm) | | 98 in. (2489 mm) | | |
| Front Axle – Standard/Optional | Std. – class 3 non-suspended / Opt. - class 3 suspended | | Std. – class 3 non suspended / Opt. – class 4 non suspended | | |
| MFD Tread Adjustability | 61.4 in. – 88.8 in. (1560 – 2256 mm) | | 61.4 in. – 88.8 in. (1560 – 2256 mm) | | |
| Wheelbase Standard/Suspended Front Axle | 94.0 in. (2387 mm)/96.0 in (2439 mm) | | 103.4 in. (2627 mm)/105.5 in. (2679 mm) | | |
| HYDRAULICS/HITCH | | | | | |
| System Type | Pressure flow compensating (PFC) | | Pressure flow compensating (PFC) | | |
| Remotes – Standard/Optional | 3 Electro-hydraulic/4 Electro-hydraulic | | 3 Electro-hydraulic/4 Electro-hydraulic | | |
| Main Implement Pump Max Flow Capacity | 26.5 gpm (100 L/min.) | | 26.5 gpm (100 L/min.) | | |
| Steering/Secondary Pump Capacity | 12.4 gpm (47 L/min.) | | 17.1 gpm (65 L/min.) | | |
| Standard Tractor Hydraulic Total Flow Capacity | 38.9 gpm (147 L/min.) | | 43.6 gpm (165 L/min.) | | |
| 3-point Hitch Category | Cat II standard/Cat II/IIIN optional | | Cat II standard/Cat II/IIIN optional | | |
| Hitch Lift Capacity – Std. (80 mm)/ Optional (90 mm) | 6,900 lbs. (3 130 kg)/7,700 lbs. (3 492 kg) | | 6,900 lbs. (3 130 kg)/7,700 lbs. (3 492 kg) | | |
| Mid-Mount Valve – Optional | 2 or 3 Function | | 2 or 3 Function | | |
| CAPACITIES | | | | | |
| Fuel Tank | 46.2 gal. (175 L) | | 60 gal. (227 L) | | |
| Diesel Exhaust Fluid (DEF) Tank | 9.7 gal. (37 L) | | 9.7 gal. (37 L) | | |
| Engine Oil with Filter | 16 U.S. qt. (15 L) | | 16 U.S. qt. (15 L) | | |
| Hydraulic Fluid | 19.5 U.S. gal. (75 L) | | 19.5 U.S. gal. (75 L) | | |
| CAB | | | | | |
| Cab Suspension | Standard | | Standard | | |
| Glass Area – Including Standard Hi-Vis Roof | 63.2 sq. ft. (5.9 m²) | | 63.2 sq. ft. (5.9 m²) | | |
| WEIGHT | | | | | |
| Average Standard Weight*** lbs. (kg) with Standard Front Axle | 11,300 lbs. (5125 kg) | | 12,500 lbs. (5670 kg) | | 12,800 lbs. (5805 kg) |

* Power boost available during mobile PTO/transport operation. **2,200 rpm for road transportation and hydraulic work, limited @ 2,100 rpm for PTO and low ranges/gears. *** Average Standard Weight is based on the standard tractor, w/18.4R38 less front weight bracket, without operator and minimum fuel.



SAFETY NEVER HURTS!TM Always read the Operator's Manual before operating any equipment. Inspect equipment before using it, and be sure it is operating properly. Follow the product safety signs, and use any safety features provided. CNH America LLC reserves the right to make improvements in design and changes in specifications at any time without notice and without incurring any obligation to install them on units previously sold. Specifications, descriptions and illustrative material herein are as accurate as known at time of publication, but are subject to change without notice. Availability of some models and equipment builds varies according to the country in which the equipment is used.

©2012 CNH America LLC. All rights reserved. Case IH is a registered trademark of CNH America LLC. Any trademarks referred to herein, in association with goods and/or services of companies other than CNH America LLC, are the property of those respective companies. Printed in U.S.A. www.caseih.com

CIH06191201