

AXIAL-FLOW®

140-SERIES - 5140 / 6140 / 7140



XFLOW
CLEANING





AXIAL-FLOW MAKES YOUR HARVEST A SUCCESS

AT HOME IN EUROPEAN FIELDS

Agriculture in Europe is a challenging business: the weather often provides no more than short time slots to get the work done, crops are dense and high-yielding, and there are demanding requirements concerning product quality, to mention just a few of the basic conditions. The Case IH Axial-Flow® 140 series combines are built to conquer these hurdles – more efficiently than ever before. With the latest increase of engine power and a further evolution of the rotor, our engineers have made sure that Case IH Axial-Flow® combines are the appropriate answer to the agricultural challenges of today and tomorrow.

DESIGNED FOR PRODUCTIVITY

Everything about the Axial-Flow® 140 series is about greater productivity -- when operating on flat ground and, even more, on hillsides. And not one minute will be wasted in servicing, with the easy access to service points on the right side and the smaller and lighter concaves that are easy to handle. On top of that, Residue Management easily and quickly switches from spreading and windrowing, and ensures the even spreading ideal for modern farming practices.

BUILT FOR OUR CUSTOMERS

Case IH engineers understand that, whilst getting grain in the barn is the key to maximising income, combine running costs are the farmers' highest expense, and that covering the ground/fields quickly means nothing if it comes at the expense of excessive fuel and maintenance costs and increased grain losses. At the heart of the Axial-Flow® series are engine and rotor refinements, combined with a comfort cab with an enhanced AFS monitor to allow the operator to extract all power possible from every last drop of diesel and ensure long-lasting reliability of every component. That is proof of how Case IH is constantly seeking to reduce the impact of its equipment both on your wallet and on the environment.

WALKAROUND	04 - 05	DRIVELINE	24 - 25
HEADERS	06 - 09	CAB	26 - 31
THRESHING SYSTEMS	10 - 13	AFS	32 - 37
GRAIN HANDLING	14 - 19	SYSTEM SOLUTIONS.....	38 - 39
STRAW MANAGEMENT	20 - 21	SPECIFICATION	40
ENGINE.....	22 - 23		

AXIAL-FLOW® 5140 / 6140 / 7140 TAKE A CLOSER LOOK

Case IH Axial-Flow® 140 series combines are designed to meet the requirements of today's demanding customers with mid-sized arable operations. **Productivity, comfort, serviceability and reliability reach new heights with the improvements introduced in the new models.**



AXIAL-FLOW® HEADERS – DESIGNED TO GATHER EVERY GRAIN

Latest generation Case IH headers, available in widths of up to 9.3m for the 140 combine series, are designed specifically for European conditions and allow for making the most of your combine's capacity. Choose from a wide range of headers including variable knife grain headers, flex headers, pick-up headers, draper headers and corn headers whatever suits your business best – and go for high performance with your reliable and easy-to-service Case IH equipment.



ROTOR COMPARTMENT - OPTIMISED HARVEST WITH EASY ADJUSTMENTS

The proven single rotor concept delivers high throughput and top quality threshing in all harvesting conditions. Lighter high wear concaves make it very easy to switch crops, optimising your harvest. In addition, the design of the narrow concaves enables you to optimise the configuration according to the harvesting conditions and they are easy to change with the easy access to the rotor compartment.





CLEAN GRAIN SAMPLES AND HIGH PRODUCTIVITY EVEN ON HILLSIDES

Axial-Flow® combines lead the industry for their large efficient cleaning area. Fed by a set of 6 augers, there is an even and consistent crop flow to the cleaning system, even when operating on undulating fields. The new X Flow Cleaning System option ensures high throughput and clean samples on hillsides.



HIGH VOLUME GRAIN TANK UNLOADED ON THE GO

Our 140 series Axial-Flow® combines allow for large quantities of clean, high quality grain to be put into the grain tank. When it is time for unloading, it gets done fast, with a maximum unloading rate of 88 litres/sec for the 5140 and 113 litres/sec for the 6140 and 7140. The length of the auger and the new pivot spout option allows you to keep the grain trailer at a comfortable distance from the combine; the trailer will fill evenly without losses, even in windy conditions and you will save more time unloading on the go.



IMPROVED COMFORT

There is no combine simpler or more comfortable to operate than the latest Case IH Axial-Flow®. The Multifunction Propulsion Control Lever places all key functions of the combine in the palm of your hand for full control. Choose from two cabs: the Comfort version and the Luxury version, which takes comfort to a new level with the new ventilated leather seat option. Driving is easier than ever with the new electrical shift transmission, and you can select Road mode to travel between fields or Field mode to enjoy perfect traction in soft or muddy terrain and on hillsides.



KEEP A CLOSE EYE ON PERFORMANCE AND COST

Case IH Advanced Farming Systems (AFS) deliver important data for your management decisions – from crop cultivation to cost minimisation. The AFS AccuGuide GPS-controlled auto-steering option, guides the combine automatically. With high precision – down to a 3cm accuracy level that virtually eliminates overlaps, thus cutting on input cost and optimising your efficiency. With optional Case IH telematics systems, you can connect the combine's on-board recording capabilities and the farm office computer for exchange of machine, agronomic and job site information.

HEADER AND COMBINE ONE UNIT

Axial Flow® combines and Case IH headers are the perfect match to maximise their output potential. High grain quality and smooth harvesting under every condition – that is what the Axial-Flow® is built for. Our headers are designed to perform at their best in every condition, for maximum productivity and protection of grain quality in which ever way the harvesting environment may change. Enjoy minimal losses, simple operation and excellent harvesting performance in all conditions. A smooth, fast and efficient intake means high threshing and separation rates are guaranteed.

QUICK COUPLING

With an Axial-Flow®, **changing headers is exceptionally quick**. All headers are conveniently coupled to the combine from the left hand side. A single latch connects all hydraulic services. Plug in the electrical connection, couple the PTO shaft, and in just a few minutes you are ready to start harvesting again.

PERFECT GROUND HUGGING HEADERS

All Case IH headers feature Terrain Tracker as standard equipment. This system is designed to keep the header parallel to the ground, following the contours automatically. A uniform cutting height at all combine speeds is ensured.

FEEDER ENHANCEMENTS

It is an easy task for the 6140 and 7140 combine to cope with 9.15 m (30 ft) header when fitted with the 80mm lift cylinder option. Benefit from a faster and higher lift capacity of up to 4,000kg.

FEEDER WITH APPETITE

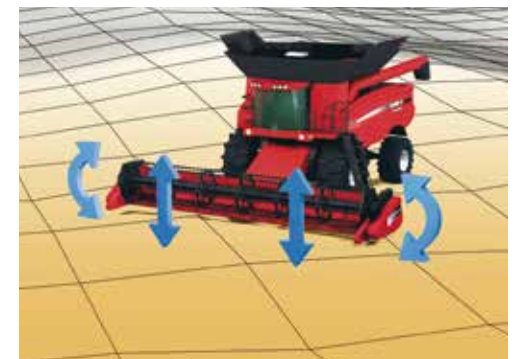
Headers are only half the story when it comes to **feeding crop** into the combine. The Axial-Flow® 140 series feature high capacity feeders to improve the flow of cut crop as it enters the machine – and that is just the beginning when it comes to boosting throughput. **A new spiral roller pushes stones and foreign objects into the stone trap, preventing damage to the combine as you power through the field.**



Mount the header in a matter of minutes with the single latch that connects all hydraulic functions



Operate headers up to 9.15m (30ft) and protect the combine with the new spiral roller and stone trap.



Case IH Terrain Tracker technology ensures that an exact cutting height is maintained across uneven fields.



SIMPLY ADVANCED:

- Header recognition
- Work width up to 9.15 m (30ft)
- Large header offering to harvest in all crops

A WIDE RANGE OF HEADERS – HARVEST ANY CROP

Benefit from the wide range header offering of Case IH. Case IH headers are designed to not only match today's faster field speeds, tougher crop conditions and changing cropping practices, but take on tomorrow's challenges as well. They are the perfect tool for ever-changing harvesting conditions, different stages of ripeness or during the day, of when harvesting in changing degrees of damp or dry crops conditions starting in the early morning and ending in the dark of night. Whatever the stage of crop or the time of day, the Case IH headers help save more crop and leave an even stubble on the field.



3050 GRAIN HEADER – THE CEREAL SOLUTION

Case IH does everything to deliver the best output of quality in different conditions. The advanced design of the 3050 grain Header allows the farmer to operate in best high yielding grain, changing to canola harvest in a minimum in time as well as handling laydown crop conditions. With its robust design and ease of operation concept, every farmer will admire the 3050 Grain Header, when it's coming to harvest.

- Available working width from 4.9 to 9.1 m
- High speed harvest up to 9kph
- Automatic reel speed control
- Telescoping the knife on the move to cater for high capacity harvesting in long and short straw conditions
- Crop lifters available for laydown crop conditions



3020 FLEX HEADER – THE SOYBEAN SPECIALIST

Low-growing and low-podded crops such as soybeans present their own challenges at harvest, but with a Case IH 3020 Flex Header, you will have the best tool for the task. For high-speed harvesting with minimal losses, there is nothing to match the 3020 Flex Header. It is the specialist for harvesting crops growing close to the soil surface, limiting the seed losses that can otherwise occur from missed, low-hanging pods.

- Available working width from 6.1 to 9.1 m
- Flexible knife runs close to the ground to gather even low hanging pods
- Fully adjustable suspension system, with the option to control it from the cab
- In rigid mode the header can also be used for all other grain harvesting applications



3100 DRAPER HEADER – RETAIN EVERY GRAIN

The 3100 draper header is designed to easily handle high-speed harvesting in short straw conditions. Crop is conveyed gently across the draper floor and fed heads-first into the elevator. A smooth crop flow and grain saver belts ensure that the grain in the tank is of the highest quality.

- Available working width from 7.6m to 9.1m
- High speed harvesting in short straw crops and rape seed without losses
- Easy serviceability
- Central knife drive for balanced performance



4000 CORN HEADER - NEW GENERATION

Case IH 4000 series corn header offers excellent picking ability in both standing and laying corn, increasing grain savings in all circumstances. What's more, they offer unrivalled ease of servicing to ensure they are ready for work in no time at all, and are easily adaptable to changing harvesting conditions.

- Available row units 6 to 8 rows rigid and folding
- Chopping/non-chopping capability
- Low profile divider design
- Heavy duty drives
- Easy serviceability



3000 PICK UP - PICKS UP THE LARGEST WINDROWS

Cereals, oilseed rape/canola, beans, peas, lentils, grass seed... the 3000 range pick-up headers are the solution to them all. They gently lift swaths cleanly and tidily with minimal crop losses. The swath is transported gently on the belts to the feeder. The pick-up belts cover the total width of pick up, guaranteeing the gathering of all material without running over adjacent swaths.

- Clean and gentle pick up of large single or multi windrows
- Accurate pick-up contour-following via adjustable gauge wheels
- Suits all types of crops and high forward speeds
- Easy maintenance and serviceability

SINGLE ROTOR THRESHING


FROM THE INVENTOR OF AXIAL-FLOW®

Single rotor threshing and separation is a Case IH specialty. We unveiled the first self-propelled combine range based solely on this system more than three decades ago, and this has been its success that it remains core to our combine range today. But while the principle has remained unchanged, with each range development Case IH engineers have utilised the very latest technology available to meet future farming needs. Axial-Flow® 140 series combines benefit from that same forward thinking, and incorporate some of the very latest concepts not only in threshing and separation, but also in areas from cleaning to unloading, from engine enhancements to transmission technology. The end result is a combine range built not just to meet today's farming challenges – but to take on tomorrow's too.

The grain-on-grain threshing action of Axial-Flow® not only limits grain losses in the field through more effective separation, but also ensures that what goes into the grain tank is clean and high quality crop, adding revenue to your bottom line. There is no high-impact conventional drum like that used in conventional or hybrid combines, and the transition from threshing to separation is completely seamless. Centrifugal forces ensure perfect separation even in the most difficult conditions.

SIMPLY ADVANCED: GENTLE THRESHING MEANS MORE GRAIN, MAXIMUM QUALITY

- Axial-Flow® rotor optimises crop flow for gentle threshing and separation and increased throughput in tough conditions
- Results in both yield and quality gains which are reflected directly on your bottom line
- Gentle transition of crop from elevator to transition cone – NO SEPARATE CROP ACCELERATOR NEEDED
- new design of concaves for easier handling





FEEDER

- Designed to operate headers up to 4000kg
- Work with up to 9.15 m (30 ft) header
- Higher reliability and less servicing: service free hydraulic feeder drive belt tensioning
- Spiral roller and stone trap for optimal protection

ROTOR

- Adapted for European conditions to handle large volumes of straw and grain, in all crops and various conditions
- High quality grain is key benefit
- Grain on grain threshing
- Robust narrow concaves are easy to handle

STRAW MANAGEMENT

- Easy and quick switch over from spreading to windrows
- Straw management of a combine sets the baseline for next year's crop.
- Open the fields by chop and spread and then switch over to swath using the in-cab switch over option

CLEANING SYSTEM

- Clean grain
- X Flow Cleaning System Fan for cleanest grain
- Finger tip control sieve adjustment from the comfort of your cab
- Performance with no compromise on hillsides with the new X Flow Cleaning System
- High capacity feeding of the cleaning system with six augers

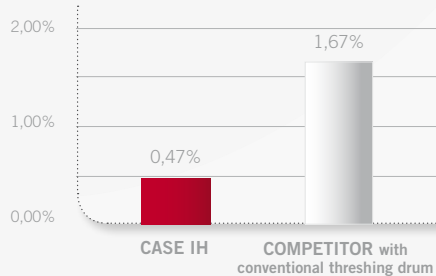
FROM THE INVENTOR OF AXIAL-FLOW® SINGLE ROTOR TECHNOLOGY FOR HIGHER CAPACITY

AXIAL-FLOW® ROTOR – CONFIGURED FOR EUROPE

At the heart of every Case IH 140 series combine is the Small Tube rotor. It has been further developed to meet the harvesting conditions in Europe. The entire set-up of the rotor was reviewed to get the best out of it. Tested in European fields for perfectly satisfying result - high throughput, best grain and straw qualities and no grain losses.

With the new rasp bar configuration of the Small Tube rotor separation occurs earlier, resulting in higher rotor capacity. In very moist conditions, spiked rasp bars separate out the grain efficiently. The advantages of the new set-up are greater throughput capacity and reduced losses, as well as lower sensitivity of the rotor to changing crop conditions

AVERAGE CRACKED GRAIN CONTENT



Observed by: Agricultural Chamber of Upper Austria


BEST IN CLASS GRAIN QUALITY

Cracked grain is the bane of good sample quality, not only because of the damaged kernels themselves, but also because they can be easily blown out of the back of the combine. With the benefits of Axial-Flow® threshing and the latest Small Tube rotor, Case IH combines consistently deliver top quality grain samples. Rasp bars are arranged in four spirals around the rotor, for improved threshing and better straw quality in tough conditions.



The rotor compartment is accessible from either side of the combine and the lightweight interchangeable modules are easy to remove and change for different crops - a true Axial-Flow benefit. The new concaves are strong enough to handle all crop conditions and light enough for easy handling.





Wider rasp bars for high capacity threshing and separation

SIMPLY ADVANCED

- Especially developed for European harvesting conditions
- Best separation system in the business
- Top quality grain – unbruised and undamaged
- Top quality straw if you choose to windrow and bale

THE BEST GRAIN QUALITY

A CLEANER CROP FOR A PREMIUM PRICE

Axial-Flow® combines have always been acknowledged for thorough threshing and clean crop samples. If there are two things that a combine is rated on, it is how well it threshes, and how well it cleans. Chaff and straw have no place in a grain tank, and that is why Case IH puts a great deal of design thought into creating a combine with one of the best threshing, separation and cleaning systems on the market.



CLEANING SYSTEM

It's not just the rotor that makes the Axial-Flow® different: **the cleaning system also stands out for its efficiency and convenience.** It uses the proven chevron shaped cross flow fan that generates a high volume of air. The result is higher cleaning capacity, with sieves adjustable from the cab. Each sieve is able to operate at an ideal stroke length, and the opposing motions of the sieves cancel each other out, resulting in a smoothly operating cleaning shoe. Short straw is virtually eliminated, resulting in a cleaner grain tank sample. A fully-adjustable pre-sieve means Axial-Flow® 140 series combines can adapt to all crops and all conditions.



Removeable auger pan


CLEAN OUT FUNCTION

When changing from one crop or one field to another, cleaning-out of the combine can be a time consuming task. In order to save your precious time, however, our engineers have developed a "Clean-out" Function User Defined Window in the AFS Pro 700 touch-screen monitor. A simple touch on the screen switches the cleaning system to „Clean-out“. That function is a major time saver that can be operated from your seat in the cab – particularly useful for seed growers. **To get every last bit of unwanted crop out of your cleaning system, you can remove the auger pan without the use of tools.**


OPTION: X FLOW CLEANING SYSTEM



On hillsides you want to keep working at maximum capacity and putting the cleanest grain in your tank. The X Flow Cleaning System adjusts automatically to the gradient without any action from the operator and ensures even distribution of the crop so that you get the best quality grain in your tank.



working hill-sides without X Flow Cleaning System



working hill-sides with X Flow Cleaning System

The X Flow Cleaning System guarantees high performance and excellent crop quality when working on hillsides, with the kernels evenly distributed resulting in a clean sample:

- Slope compensation ensures the kernels are evenly distributed on the sieve, so that even air flow is also guaranteed.
- Operates on gradients up to 12°
- Service- and wear-free
- Factory fitted

MORE IN THE TANK MORE IN THE BANK

GRAIN TANK

Axial-Flow® 140 series combines are designed to put large quantities of clean, high quality grain in the tank – and fast. Once crops are ripe and ready, we know your priority is to get them off the field and into the shed as quickly as possible.

Every Axial-Flow® model has a grain tank that is designed to be large enough to allow the opening up of large, high-yielding fields without the inconvenience of having to stop and unload. A new high capacity elevator allows high speed harvesting of high yielding crops like CCM. There is sufficient grain tank capacity to work in high yielding crops and large fields while leaving enough time between unloading cycles.

Optional, in-cab grain tank extension folding function, makes for easier transport/storage, as well as fast-acting protection if the weather turns bad. The open style extensions widen the grain tank towards the top, to ensure maximum fill without spillage when working on rolling fields. The central grain tank filling auger reaches high over the top to keep filling efficiently without crop pushing back.

When it is necessary to enter the grain tank for servicing, maintenance or cleaning, Case IH engineers have made the task safer and simpler. A ladder makes it easier to gain full access when necessary. No tools are required to extend or retract the standard grain tank extensions. Axial-Flow® combines are designed to ensure you spend more time in the field, and less time setting up and servicing.



- Top pivoted, inclined unloading auger allows enough space to safely unload the grain into high-walled trailers.
- Easy view to the unloading auger from the comfort of the cab without any obstructions.

5140 8,810 litres
6140, 7140 10,570 litres








WATCH YOUR CASH FLOW HIGH SPEED UNLOADING

FROM GRAIN TANK TO TRAILER – FAST

The high-speed unloading feature considerably reduces unloading time, a particularly welcome in high-yielding crop conditions, improving overall performance during the harvest day. Less time wasted when unloading on the headland means greater productivity, especially beneficial when the weather is against you. Case IH combines utilise the top unloading principle to load into high-sided grain trailers and chaser bins quickly and easily.



The auger lengths on all Axial-Flow® models allow you to maintain a comfortable distance between the header and the grain trailer while unloading on the go.

Standard unloading system at 88l/s (5140) and 113l/s (6140, 7140)



The optional pivot spout, operated with the multi-function handle, directs the grain stream into the grain cart filling it to the top without spillage.

INNOVATIVE STRAW MANAGEMENT

THE START OF THE NEXT SEASON

Whatever your cropping programme, a combine that has left behind evenly-spread and finely-chopped straw on an even stubble is a good start for the next process, whether that is ploughing, minimum tillage or direct drilling. That is what you get with the latest Case IH straw choppers. If you choose to bale your straw, though, you will find that Axial-Flow® combines produce neat, easy-to-bale swaths.



UNIQUE INTEGRATED CHOPPER

In chopping mode, the unique 57 blade chopper lacerates and cuts the straw for fast decomposition before the next planting season. Fixing the counterknives into preset positions in the straw channel allows the chopping aggression to be altered according to the conditions. In windrow mode the counter knife is extracted and the chopper works at reduced speed to place the straw in a neat windrow for efficient baling.

SPREADING

The residue can be spread over the full width of the header, either symmetrically behind the combine or away from the edge of the crop, yet covering the whole area. With the in cab adjustment option for straw distribution, the spreading pattern can be adjusted to account for the prevailing wind conditions, keeping the spread even across the field for fast decomposition, effective soil erosion control and trouble-free tillage.

WINDROWING

The windrow is shaped on the stubble by an adjustable chute. The switchover from chop to swath is easily done - either from the operator seat or electrically from the side of the combine.





SIMPLY ADVANCED:

- Simple and proven Hi-eSCR technology
- No need for an additional particle filter
- Based on - and further extending the advantages of SCR



AXIAL-FLOW® ENGINE

MORE POWER THAN EVER

With the new 140 series combines, you will enjoy an increase in power – and power delivered whenever you need it. Increases in rated power amount to 27hp for the 6140, and 7140 whereas maximum power output allows for an additional 13 hp in the 5140 and 6140 models, and 34hp in the 7140 model.

The FPT Industrial engine line used in the new 140 series Axial-Flow® combines is a reliable, proven performer. The NEF 6.7 (5140) Cursor 9 (6140 & 7140) are designed for optimum fuel efficiency, whilst providing the power needed to respond quickly to changing conditions in the field. They feature a: new engine control unit (ECU), and an exhaust flap to provide better thermal management and control during cold engine conditions.


OPTIMUM MIX – ENVIRONMENT FRIENDLY ENGINES

New generation Case IH Axial-Flow® combines use the latest Euro Stage IV emissions-compliant engines, but being cleaner does not mean being down on power or thirsty on fuel. The fuel advantage that was already achieved with the introduction of the SCR system will remain, but not at the cost of clean environment.

Case IH decided to use SCR-technology right from the start. This decision turned out to be groundbreaking, as it resulted in markedly lower emissions and an extremely high reliability of our engines. With HI-eSCR, already the next step into a cleaner future is made. Developed in-house by the CNH Industrial engine specialist FPT Industrial, HI-eSCR technology even allows for cutting emissions by 95%. Not without reason, HI-eSCR is increasingly used in various other applications worldwide.

POWERFUL ENGINE, LOW FUEL CONSUMPTION

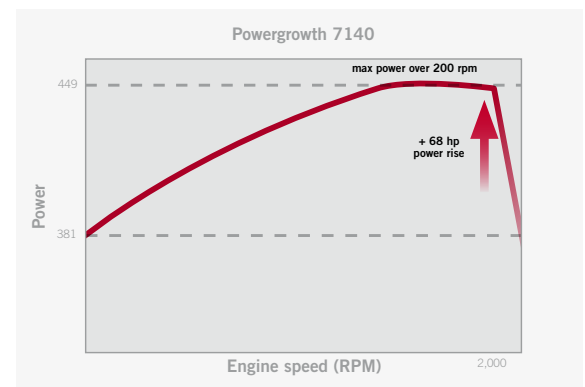
Featuring electronic fuel injection, these engines deliver powergrowth when you need it; so you can always harvest and unload at the same time in even the toughest conditions. In addition to its remarkably low fuel consumption, the engine is both quiet and environmentally sound. The 950 litre fuel tank holds more than enough for a full day in the field.




● Oxidation ● Reaction



Case IH FPT 8.7 litre on 6140 and 7140 combines



Power growth (7140)



LESS COMPLEXITY, MORE TIME IN THE FIELD

DRIVELINES

The drives for the whole combine are powered from a central gearbox mounted directly to the engine for maximum efficiency. Indeed, Axial-Flow® is unique in that all the principal power transmission is achieved without the use of belts, avoiding the problems associated with slip, wear, maintenance and replacement.

DUAL RANGE HYDRO TRANSMISSION

The new ground drive offers infinite control of the ground speed. You can choose between field and road mode from the comfort of your cab.

FIELD MODE:

- extra high traction to operate in muddy fields and on hillsides
- up to 11 kph

ROAD MODE:

- no gear changes necessary
- high traction, when climbing hills pulling a large header
- choose between 20/25 and 30 kph

POWERFUL ROTOR DRIVE

The on-the-go adjustable variable speed, belt drive for the rotor utilises a stronger belt to transmit the power for high throughput on the 6140 and 7140 combine. Its “torque sensing” ability tensions the drive automatically for high power demands.

UNCOMPLICATED DRIVELINES

Case IH is known for using very few and very practically placed drivelines, so that access remains easy to all service points.

TURNING RADIUS

Thanks to the short combine frame and the impressive turning radius, the Case IH Axial-Flow® combines of the 140 series offer outstanding maneuverability in the field – making headland turns a quick and easy task.





AXIAL-FLOW[®] CAB

Maximising productivity requires the best combine and an operator who can work in the ideal environment, protected from all elements that reduce his concentration and wear him out. Today's combines must work long hours, handle high-yielding crops and deliver optimum quality. A combine cab, offering a relaxed work environment is absolutely necessary. That's why our engineers have created one of the quietest, most spacious and most comfortable cabs on the market, designed for long and profitable working days. New rubber cab mounts reduce vibration even more. The instrument console is integrated into the armrest of the seat for easy reach of the operator.

Choose from two cabs, the Comfort version and the Luxury version with electrically adjustable mirrors, increased storage space, semiactive seat option and an actively cooled coolerbox.

QUIET, CALM, COMFORTABLE

A Case IH operator deserves a comfortable, user-friendly environment. Climb the easy-access, foldable steps to the spacious deck and behind the cab door you will find ample space and storage, with comfort enhanced by thoughtful details such as ergonomic layout, an air suspended operator seat, low noise levels and an unrestricted view.

NO LIMITATION ON YOUR WORKING DAY

Farming operations require that their crops are removed from the fields fast when the time has come and thus harvest often extends late into the night, requiring ample illumination. Stadium lights are fitted to the roof to completely floodlight the work area. Lights in the grain tank, on the unloading auger and at the rear of the combine ensure all critical areas are fully illuminated. A high intensity discharge (HID) lighting package is also available.



Wide glass area for an unobstructed field of vision



Stay alert for the whole day







TAKE A CLOSER LOOK THE CAB IN DETAIL

Harvesting means getting the reward for all the hard work invested throughout the season. Enabling you to spend long and productive days on your combine without being worn out, therefore is at the core of our engineers efforts when developing and designing combine cabs.

The Comfort cab features ergonomic layout to give you full control at all times, with an unobstructed field of vision, a comfortable seat and plentiful leg and foot room, the Multifunction Propulsion Control Lever which is conveniently integrated in the right armrest, and the optional sliding AFS Pro 700 touch-screen monitor. Working in such an environment is rewarding – not only because it means earning your income but also because you will be experiencing a powerful mix of comfort, productivity, and tangible results.

OPERATIONS CENTRE

With the AFS Pro 700 touch-screen on the right hand console, all important data and settings are available at your fingertipp and let you handle and operate your combine efficiently and with ease. The screen arrangement of the AFS Pro 700 touch-screen monitor is logically configured. The left side provides full information on all important operating data, while to the right different 'templates' can be selected, such as those that display current combine settings or yield monitoring data.

CONTROL AT YOUR FINGERTIPS

THE CONTROLS

The Axial-Flow® is as simple and comfortable as possible to operate. The number of functions that can be controlled through the joystick has increased and there is a new right-hand console-mounted display which makes monitoring key combine functions much easier. The optional AFS Pro 700 touch-screen monitor includes video capability and is telematics-ready, and is the basis for moisture and yield monitoring and steering guidance.

Case IH engineers deliberated every little detail on how the operator interacts with the machine to ensure the new 140 series Axial-Flow® combines are intuitive in operation, making it easy to quickly get accustomed and achieve best results.

For full control, the most commonly used commands are arranged in the best ergonomic position, allowing easy management of all header functions and operation of the unloading auger. In addition, an emergency stop button is included to halt the elevator, cutterbar and header auger.

All major controls are integrated into the right hand console and in the multifunction control lever.





AUTO /
MANUAL
REEL SPEED
SWITCH

CONCAVE
POSITION

ROTOR
SPEED

REEL SPEED
CONTROL

AUTO HEADER
HEIGHT FINE
ADJUST

FAN
SPEED

UPPER SIEVE
OPENING

LOWER SIEVE
POSITION

LEFT / RIGHT
SPREADER
DEFLECTOR

ELECTRONIC
RANGE SHIFT

HAND
THROTTLE

HYDRAULIC
SPREADER SPEED





AFS™

ADVANCED FARMING SYSTEMS

CASE IH ADVANCED FARMING SYSTEMS (AFS™) PAY FOR THEMSELVES. TAKE ADVANTAGE OF HARDWARE AND SOFTWARE – ALL-IN-ONE AND FROM A SINGLE SOURCE: THE PERFECT SOLUTION FOR YOU

Case IH AFS™ stands for an extensive range of practice-oriented solutions that help you farm and manage your fields more efficiently than ever before. Take advantage of what is doubtlessly the most important advancement in modern agriculture since the start of mechanisation, and benefit from increased control, productivity, efficiency and precision. Case IH AFS solutions are logical, easy to use and intuitive, and they become second nature in next to no time. This is how we understand the demands of modern farmers.

ON THE RIGHT TRACK – AFS ACCUGUIDE GPS-CONTROLLED AUTO-STEERING

In conjunction with AFS AccuGuide, the mechanical Row Guidance ensures the combine follows the rows in maize crops. It takes the stress out of harvesting at high forward speeds and when using wide headers, thus reducing operator fatigue and boosting productivity, to exploit the combine's full performance capabilities.

FAR MORE THAN JUST A SAVING ON FUEL – THE AFS ACCUGUIDE EFFECT:

- Optimised machine usage
- Improved comfort by reducing operator demands
- Savings on fuel and labour costs
- Less time spent in the field
- Reduced skips and overlaps – improved efficiency
- Perfect work in poor visibility conditions without compromise





MONITOR PERFORMANCE, MAXIMIZE UPTIME INCREASE INCOME

Case IH AFS Connect™ telematics uses global positioning systems and mobile communication technology to send and receive machine, agronomic and job-site information. Telematics technology allows you to know more – on the whereabouts, status and settings of your machines – even from your office desk, thus helping to improve the productivity of your business with up-to-the-minute information. Case IH AFS Connect™ telematics is “the clever way” to maximise your return on investment.

BE MASTER OF YOUR FLEET

Fleet management allows you to track all of your machines and, by extension, your team, from a single web page. You can:

- Accurately pinpoint the exact location of a given machine.
- Coordinate machine logistics. So you can efficiently support your staff, manage maintenance, being intime at the combine to unload and keep your people productive and your machines running smoothly.

SECURITY AND ASSET TRACKING

Protect your investment and streamline maintenance by using the AFS Connect Basic™ alerts and anti theft system (where available).

Geo-fencing ensures that your machine stays within certain coordinates preset by you, and curfew management sends an alert if a machine is started after working hours.

COMPATIBILITY

The Case IH AFS Connect Basic™ is compatible with your existing precision farming systems, so your local Case IH dealer can retrofit it on fleets of both Case IH and competitive equipment. Deploy it with:

- Any equipment using the standard ISOBUS protocol.
- Case IH AFS Pro displays.
- A Case IH DCM-300 modem that you may already own for mobile communication-based differential correction.

DIAGNOSIS AND DEALER SERVICE VIA MOBILE COMMUNICATION

There is no need to take your Case IH AFS Connect Basic™ to your dealer for diagnosis or support as the system can be serviced via mobile communication units based on Android and IOS systems software.



AFS CONNECT™ ANALYSE PERFORMANCE IN REAL-TIME

Telematics data provided by AFS Connect™ are transferred to your farm computer in real-time, enabling you to provide instant advice and directions whenever you see the need to make immediate operating adjustments. For different demands and personal preferences, Case IH AFS Connect™ is available in two specification levels:

The AFS Connect Basic offers fleet management capabilities, machine location tracking and a working status overview. Knowing exactly where your tractor or combine is – in which field and in which part of that field – allows you to guide trailers or fuel supplies exactly to the right spot. No time is wasted whilst the efficiency of man and machine is kept at their maximum. With the AFS Connect™ Manager, you can be alerted when your machine leaves a designated area. In addition to security benefits, this also allows you to guide operators to preferred routes and instructed areas – particularly helpful for inexperienced staff or contract services.

The AFS Connect Advanced package includes all features and abilities of the AFS Connect Basic plus various other helpful management and analysis possibilities:

- Compare data from different machines and identify areas of possible improvement where one machine is performing better than the other.
- Having operating data instantly at hand, as well as access to performance and set-up figures from previous working periods for the same or similar machines, provides aid for new or inexperienced operators and enables them to quickly increase their efficiency.
- AFS Connect messaging allows farm owners and managers, as well as Case IH dealer technicians, to send advice directly to the machine's display – so operators can improve their performance on the move.

ACCURATE MEASUREMENT, ASTUTE MANAGEMENT

If you can't measure, you can't manage. With Case IH AFS Connect™, all operating figures from your key machines are at your fingertips, enabling you to make your management decisions on the basis of accurate data. AFS Connect™ allows for the analysis and reduction of machine idle operating hours or unloading times, thus enabling you to minimise fuel consumption and maximise performance for optimum productivity. Data on engine power, fuel use, productivity and output are also recorded and transferred in report format directly to the computer on your farm desk. These reports can be exported in Microsoft Excel format, and the information can be filtered by field, operator or task. Statistic work reports for all relevant machines and their operators allow for comparisons of performance and efficiency, thus providing clear starting points for potential improvements.





AFS CONNECT BASIC FEATURES

- **Fleet Management**, including vehicle mapping, tracking
- **Machine Monitoring**, including geofence/curfew settings, motion detection for the last five days after last key-off
- **Maintenance**, including maintenance-due alerts
- **One-Minute Update Rate**, or when status change occurs including reporting of key on/off, idle time and workload.
- **Machine Status**, including reporting of traveling, engine hours, moving, working and moving, moving and unloading, unloading and working, unloading and moving, unloading
- **Dashboard Graphic Interface** of key vehicle parameters on supported platforms, such as engine speed and oil temperature, coolant temperature and level, hydraulic oil temperature and pressure, fuel level, DEF level, battery voltage
- **Live Time** provides 30 minutes on the dashboard

AFS CONNECT ADVANCED FEATURES

- **CAN Viewer** lets you watch machine parameters remotely in real time.
- **2-Way Messaging** from the web portal to the vehicle, with a predefined set of potential operator responses
- **Graphic Reports** showing area worked, yield average, flow average, moisture average, weight, fuel level
- **Live Time** provides 30 additional minutes through the CAN Viewer which gives you a deeper dive into machine performance data – per modem, per day, not pooled in any way
- **Cellular Network Coverage**, with multiple providers per country for best coverage. Roaming SIM Card and data plan included in AFS Connect subscription works global.

SERVICING MADE SIMPLE

With a design that's centred around fewer moving parts than on any other combine, you can get going while others are still in the yard. Daily service points are simple to access via easy-to-raise side panels and the trademark Axial-Flow® spacious rear engine deck.



EASY ACCESS TO CONCAVES AND ROTOR

Cleaning or changing the concaves and rotor has been made far simpler.



SPACIOUS ENGINE / COOLING SYSTEM DECK

Sturdy ladder provides easy access to deck from rear of combine.




EASY CLEAN OUT OF CLEAN GRAIN AND TAILINGS AUGER

Flied out the auger pan on the left hand side and get access for easy cleaning when changing varieties and cleaning the combine. No tools required.



GET FULL ACCESS

Swing out the the spreaders to get full access for servicing.



SIMPLE ENGINE CHECKS

All engine and oil checks can be done from the large and spacious platform.



GRAIN TANK

Step comfortably into the grain tank for cleaning and servicing.

DON'T LOSE PRECIOUS TIME ON DAILY CHECKS AND MAINTENANCE

MAXIMUM UPTIME, MINIMUM SERVICE COSTS – WHAT YOU WANT, WHAT WE FOCUS ON

When there is a full day's harvest ahead of you, the last thing you want is a machine that is time-consuming to service. Daily checks and regular maintenance are simple when you run an Axial-Flow®. Keeping you working and reducing maintenance and costly downtime are key Case IH aims. Case IH Axial-Flow® combines have fewer moving parts than comparable machines, and together with the way in which they are designed and built, this results in operating costs that are lower than those of key competitor combines.

When you buy a Case IH machine, you can be sure not only that you are buying the best product, but also that you have got the best dealer back-up behind you. Case IH dealers can offer advice on selecting and financing the right machine, they ensure to deliver what you need and when you need it, and then continue to back you and your equipment with the service and spare parts supply you rightly expect from a name as trusted as Case IH.



ALL THE PARTS AND SERVICE TO KEEP YOUR EQUIPMENT RUNNING

Find the full line of Case IH parts and components at your local dealer. Plus full service maintenance programmes and industry-leading warranties. It's expertise applied by skilled, factory-trained service professionals committed to providing you maximum uptime, season after season.



AROUND THE CLOCK. AROUND THE COUNTRY

Case IH Max Service is a customer support service that provides 24-hour, seven-day-a-week access to the people, products, and parts support needed to keep your operation running during the times most critical to your profitability. Max Service backs up your dealer with every resource available to Case IH, to help maximise uptime and productivity of Case IH equipment and increase your return on investment through access to product experts and 24/7 emergency breakdown assistance.



OFFERING FINANCING SOLUTIONS FOR MORE THAN 50 YEARS


CNH Industrial Capital's extensive experience in the agricultural industry has created a deep understanding of your unique needs. Competitive equipment financing with flexible payments can reduce upfront payments with operating and finance leases. For other needs choose from credit cards specific to the agricultural industry. We can even help you finance crop-input products or land rental. There are financing options that fit the way you farm. CNH Capital helps you find them.

VISIT OUR FANSHOP AT
WWW.CASEIH.COM



MODELS	Axial Flow® 5140	Axial Flow® 6140	Axial Flow® 7140
HEADERS			
Case IH fixed/variable knife headers (2030/3050 range), draper headers (3152 range), flexheaders (3020 range) working widths (m):	4.9 / 5.5 / 6.1 / 6.7	4.9 / 5.5 / 6.1 / 6.7 / 7.6	4.9 / 5.5 / 6.1 / 6.7 / 7.6 / 9.1
Corn header 4400 range rigid/foldable	6 row chopping corn heads		6 & 8 row chopping corn heads
Pickup headers 3016 range working width (m):		3.7 / 4.6	
THRESHING / SEPARATING			
Rotor drive type		Variable belt with 3-speed transmission	
Rotor speed range (rpm)		250 - 1,150 (3 ranges)	
Rotor diameter and length (mm)		762 / 2,794	
Total separation area (m ²)		2.78	
Threshing / separating modules wrap angle (°)		156 / 133	
Number of threshing / separating modules		6 / 3	
CLEANING SYSTEM			
3 steps cleaning system / X Flow Cleaning System (for hillside harvesting)		● / ○	
Total sieve area under wind control (m ²)		5.5 / 5.4	
CLEANING FAN			
Fan speed range (rpm)		450 to 1,250	
RETURN SYSTEM			
Tailings return type		To rotor	
GRAIN TANK / UNLOADING			
In-cab control of grain tank covers		●	
Grain tank capacity (l)	8,800		10,570
Unloading rate (l/s)	88		113
Unloading auger effective length, measured from middle of combine to tip of unloading auger (standard/option) (m)		5.8 / 6.7	
STRAW CHOPPER & SPREADER			
Straw chopper / beater		Integral flail-type straw chopper	
Number of knives: chopper/counterbar		52 / 32	
Spreader type		dual horizontal spreaders and foldable windrow chute	
ENGINE ¹⁾			
Type / Capacity (cm ³) / Emission stage	6 cylinder, Turbo, aftercooler/ 6.700 / Stage IV		6 cylinder, Turbo, aftercooler/ 8.700 / Stage IV
Max. power ECE R120 ²⁾ at 2000 rpm (kW/hp(cv))	230 / 312	295 / 400	330 / 449
Fuel tank, diesel/urea (l)	950 / 166	950 / 166	950 / 166
TRACTION			
Transmission		Hi / Lo Hydrostatic drive, 2 speed ranges in transmission	
Heavy duty adjustable steering axle		●	
Final drive type		bull gear	
Powered rear axle		○	
OPERATOR CAB			
“Comfort” cab: new seat positioning for added leg room, instructor seat, narrow adjustable steering console, rearranged right hand console and switches in cab, new Multifunction handle, large openable graintank window, right hand emergency exit	●	●	●
“Luxury” cab (Comfort cab, plus: Elec. mirrors, sunshades, leather steering wheel, removable cool box, added storage space, semi-active leather seat option, added trim)	●	●	●
ADVANCED FARMING SYSTEMS (AFS)			
Yield & moisture monitoring / mapping	○	○	○
AFS Precision Farming ready and Guidance ready	○	○	○
TYRES			
Traction tyres		650 / 75R32 L1172A8 R1W; 800 / 65R32 L1172A8 R1W; IF800 / 65R32 L1178A8; 900 / 60R32 176A8 R1W	
Steering tyres		460 / 70R24 152A8 R4; 500 / 85R24 165A8 / 177A8 R1W; VF520 / 80R26 165A8 R1W; 600 / 65R28 154A8 R1W	
DIMENSIONS (APPROXIMATE)			
Length / Width / Height (m)		8,7 / 3,3 - 3,94 / 4,0	

¹⁾FPT Industrial-engine ²⁾ECE R120 correspond to ISO TR14396 ● Standard ○ Optional

 Safety never hurts! Always read the Operator's Manual before working with any equipment. Inspect equipment before using it, and be sure it is operating properly. Follow the product safety signs, and use any safety features provided. This literature has been published for worldwide circulation. The standard and optional equipment and the availability of individual models may vary from one country to the next. Case IH reserves the right to undertake modifications without prior notice to the design and technical equipment at all times without this resulting in any obligation whatsoever to make such modifications to units already sold. Whilst every effort is made to ensure that the specifications, descriptions and illustrations in this brochure are correct at the time of going to press, these are also subject to change without prior notice. Illustrations may show optional equipment or may not show all standard equipment. Case IH recommends **AKCELA** lubricants.



