



SEEDING CATALOGUE



THE **STRENGTH** BEHIND YOU

CONTENTS

03	Introduction	34	Cabin Parts
04	Equipment highlight	38	Genuine Belts
05	Genuine Engines	39	Communications
06	Genuine Lubricants	42	Seed Terminator
11	Smartstart batteries	44	Reman
12	Genuine filters	49	Toys
16	Paints	50	Merchandise
18	Pre seeding maintenance	52	Fire suppression
22	Precision Farming	53	Safety signs
29	Ram mounts	54	OptiCover
30	Tracks		



In agriculture, there will always be external factors outside of your control. Having the best equipment serviced at the right time with the right parts can help you eliminate downtime and get the most out of your crop.

There are matters you can take into your own hands to improve your chances of an excellent final crop yield. The first secret to a successful harvest is having equipment you trust to perform. By purchasing genuine parts and high quality equipment from New Holland, you've taken your first steps on the road to a successful harvest.

KEEPING PARTS IN ORDER

If you're looking for a helping hand, need some friendly advice or an expert opinion, our New Holland dealers are always happy to assist. An important part in ensuring you get the most out of your operation is checking that all your machinery's parts are in optimal condition.

All New Holland genuine parts are designed and manufactured to meet strict engineering standards and they are backed by warranty. Only genuine New Holland parts were made for your machine and designed to help maintain peak performance. All our genuine parts are designed to ensure that you avoid any operational downtime and make the most out of your final crop yield.

To further ensure you have the parts you need, when you need them, our New Holland dealerships all over Australia have invested in increasing their parts stock holdings.

SERVICE BY NEW HOLLAND

Only your local New Holland dealer is trained by the organisation that made your machine and is well-versed in the latest, most comprehensive service and diagnostic techniques. Your dealer can spot important maintenance issues before they become costly repairs and offer preventative maintenance and warranty plans that guarantee the lowest cost-of-ownership over the life of your machine.

New Holland dealers can offer advice on selecting and financing the right machine, will ensure they deliver what you need when you need it, and will then continue to back you and your equipment with the service and spare parts backing you'd expect from a name as trusted as New Holland.



NEED A PART NUMBER?

You can now find the exact part numbers you need for your equipment via the MyCNHiStore.

Search by part number, model or category.



Click here to find all the parts you need, fast!

EQUIPMENT HIGHLIGHT



T8 AND T9 RANGE WITH PLM INTELLIGENCE

The New Holland T8 and T9 range with PLM Intelligence has become the benchmark in high horsepower tractors. The T9 PLMi and T8 PLMi series has more power and productivity, cab enhancements, maximum versatility and additional support features aimed at reducing downtime and keeping operators in the paddock through MyPLM Connect.

The PLMi technology enables farmers to make informed agronomic decisions to improve their farming operations. Intuitive and fully integrated, PLMi increases farm productivity by providing real-time remote data display, real-time servicing reports and remote software update capabilities.

The T8 range, which is offered here in Australia is available in 320 - 435 horsepower (hp) configurations, ideal for spreading and chaser bin work. A versatile tractor with a good weight capacity that can be reconfigured with dual wheels. The largest tractor T9 model is available between 450-670 hp, and is ideal for large implements including sprayers and tillage equipment out in the field. These two tractor series are a great choice for broadacre farmers as cab comfort and high performance is a key focus.



NEW HOLLAND GENUINE ENGINES



FOR SEEDING, AGRICULTURE NEEDS POWER

5801509339

The New Holland engine family is developed for the most demanding and heavy-duty needs.

Our genuine engines have been vigorously tested and improved to exceed growing requirements in performance and efficiency, while complying with stricter emission regulations.

Our engines are at the forefront of technology. The tasks in a farm are varied and sometimes very complex, but nothing is impossible with the right technology on a tractor if powered by one of our genuine engines. Depending on the requirements of the mission, they can adopt variable-geometry and two-stage turbochargers, high-pressure Common Rail injection, patented after-treatment systems and more.

Part Number	Application
5801509339	Engine tractors T9.505, T9.505, T9.390, T9.560
5801507161	Engine tractors T9.670, T9.615
5801793848	Engine tractors T8.410
5801425055	Engine tractors T7.250

All New Holland genuine engines come with a one year warranty.



NEW HOLLAND GENUINE LUBRICANTS



TESTED, VETTED AND READY TO REVOLUTIONISE THE INDUSTRY.

Our comprehensive genuine lubricants portfolio offers the latest original equipment manufacturer (OEM) formula.

Only our genuine lubricants are:

- built specifically for New Holland Agriculture equipment
- tested and fully approved to CNH Industrial Material Standards (MAT)
- approved for New Holland Agriculture warranties.

Only the genuine products in this portfolio are engineering approved and recommended for New Holland Agriculture equipment.

ENGINE OIL

Our engine oils are specially formulated to meet the stringent demands of today's engines. Their low-SAPS (sulphated ash, phosphorus and sulphur) additive technology helps protect exhaust catalysts and diesel particulate filters (DPF) on the latest low-emission machines.

As a safeguard against premature wear, our genuine engine oils are engineered to meet new, next-generation requirements.

Our MAT 3571 and 3572 oil specifications are extensively tested. They provide maximum protection in oxidation and aeration control, enhanced shear stability and improved engine performance at high temperature operation of agricultural equipment.



**Engine Oil SAE 10W-40 Semi-Synthetic
MAT 3571**



73394542



73394670



73394541



73323043



**Engine Oil Super SAE 15W-40
MAT 3622**



73394667



73394668



73394533



73394534



**Engine Oil SAE 15W-40
MAT 3572**



**73323223
(COMING SOON)**



73394661



73394536



73394537

WHAT DOES THE MAT NUMBER ON YOUR OIL CONTAINER MEAN?

The MAT designation on your oil container is what differentiates it from the competition. It certifies that genuine New Holland engine oils have passed our series of stringent, internal tests. The internal technical standards that are applied in testing go above and beyond the minimum API requirements – demanding more from our products. As a result, MAT specifications are used to test and approve all lubricants to ensure they exceed industry standard, meet the demands of machines and help extend component life.

That's why the New Holland choice for oil is documented in the operator's manual and approved for warranty claims. Only those MAT specified oils can make that claim.







GENUINE LUBRICANTS

HYDRAULIC TRANSMISSION OIL - PREMIUM

New Holland Agriculture remains at the forefront of technological innovation with our newly improved Hydraulic Transmission Oil - Premium. This oil is designed to keep tractor transmissions, axles and hydraulic systems free from deposits while inhibiting wear, corrosion, sludge and foaming.

Our Hydraulic Transmission Oil - Premium is engineered specifically for New Holland Agriculture equipment. This oil uses the latest anti-wear additives. It is also formulated to provide premium performance and protection for all generations of equipment – from legacy to CVTs.







Hydraulic Transmission Oil - Premium			
			
73394683	73394682	73394521	73394522

UNIVERSAL TRANSMISSION OIL - PREMIUM

Universal Transmission Oil - Premium is a universal tractor transmission oil designed for use in transmissions, hydraulic systems, oil immersed brakes and other ancillary systems fitted to agricultural and construction equipment.






Universal Transmission Oil - Premium SAE 10W-30			
			
73394675	73394674	73394527	73323225

EXTENDED-LIFE OAT COOLANT

This long service life coolant/antifreeze is exclusively based on a synergistic combination of Organic Additive Technology (OAT) and provides excellent overall corrosion protection. Suitable for all heavy and light-duty diesel engines, as well as natural gas and gasoline engines. This formulation is approved by our engineers under the new next-generation MAT 3724 specifications and provides superior high temperature protection in extreme conditions. It protects cooling system metals (brass, copper, solder, steel and cast iron) against rust, corrosion and deterioration. It also fights against deposit build-up and cylinder liner cavitation.

OAT Extended Life Coolant/Antifreeze - Premix
MAT 3724




		
73394595	73394604	73394594



HYPOID GEAR OIL

Our Hypoid Gear Oil offers better overall protection for differentials and gear sets to increase performance under extreme pressures and extend equipment life, while decreasing maintenance costs.

Hypoid Gear Oil Extreme Pressure

SAE 80W-90 MAT 3516-A	SAE 85W-140 MAT 3516-B
	 
73394687	73394574 73394575

Synthetic Hypoid Gear Oil SAE 75W-90
MAT 3516-C

	
73344319	73344320



GENUINE LUBRICANTS

MULTI-PURPOSE GREASE

Our genuine greases are formulated with numerous additives to enhance performance against high temperatures and extreme pressure.

This includes:

- antioxidants
- anti-wear
- extreme pressure additives
- friction modifiers
- dyes
- anti-weld and solid.

The MAT code on each grease label differentiates your product from the rest of the competition. This code certifies that our greases are tested and approved by our engineers to meet the requirements of New Holland Agriculture machines.



Multi-Purpose 251H EP Grease Extreme Pressure / Anti-Wear / NLGI 2 / Lithium MAT 3555-A



73394600



73394601

Hi-Temp Multi-Purpose Grease Extreme Pressure / Anti-Wear / NLGI 2 / Lithium Complex MAT 3555-B



73323055

DIESEL EXHAUST FLUID ADBLUE®

In today's environmentally conscious world, vehicle emissions are becoming more stringent.

New Holland is committed to ensuring the products we manufacture and sell have a positive effect on the environment.

The technology:

SCR systems require a reagent as part of the process to convert toxic Nitrogen Oxide (NOx) into harmless Nitrogen and Water. That reagent comes in the form of AdBlue®, an Aqueous Urea Solution of 32.5% Urea that is mixed in exacting proportions of deionised water (AUS32). This ratio is important to meet the correct rate of emission control requirements.

How it works:

AdBlue® is injected into the exhaust system via an onboard dosing system in accordance with sensors feeding back information about the amount of NOx in the exhaust gases. The AdBlue® heats up in the exhaust pipe and converts to ammonia. The ammonia reacts with the catalyst in the specially designed muffler and converts harmful NOx into water and nitrogen. The On Board Diagnostic (OBD) adjusts the amount of AdBlue® that is injected into the exhaust to control the levels of NOx released via the tailpipe.



Diesel Exhaust Fluid AdBlue®



73323059



73323060



73323061

MADE FOR AUSTRALIA'S HARSHEST ENVIRONMENTS



Did you know?

The number one killer to all batteries is vibration. Extended vibration can crack battery welds and plates, causing electrical shorts. Another leading cause of battery failure is exposure to high temperatures which can result in batteries discharging more or undergoing sulfation (the crystallisation of lead sulfate) which reduces the batteries ability to charge.



What is the benefit of using a premium battery for my equipment over a standard car battery?

SmartStart premium batteries are built for the harsh conditions agriculture equipment is exposed to when bouncing across a field or job site. SmartStart batteries also contain larger and heavier lead connections than typical off-the-shelf batteries. They utilise a unique epoxy bonding design to secure the internal grids to prevent shorts caused by excessive vibration and shocks.

How can you get the most out of your batteries?

In agricultural settings, batteries are often stored for longer periods of time (for example between seasons) and we would recommend investing in a professional charger to monitor the ongoing health of your batteries or should your battery need a kick start.

What makes SmartStart batteries stand out from the rest?

- LifeGrid™ technology for consistent performance
- Large inter-cell connectors provide superior vibration protection
- Ergonomic cover design featuring an 'easy to carry' two-handle grip
- Increased starting power, even in the coldest conditions
- Heavy-duty container for maximum durability
- Epoxy anchor bonding for improved strength



SmartStart is for more than just your Agriculture equipment. SmartStart also provides a wide range of batteries for passenger vehicles, SUV/4WD/light commercial vehicles, heavy-duty trucks, motorcycles and marine batteries.



ENGINE OIL FILTERS

FAST FACTS

Protecting today's high-horsepower engines

Our genuine engine oil filters:

- are 70% more efficient in filtering critical contaminants using our MicroLoc™ synthetic media compared to paper-based media
- allow filtered oil to reach the engine more quickly with improved cold flow
- deliver high soot tolerance and dirt-holding capacity for longer filter life.

For best performance, always use with genuine engine oil.



THE 30-60-90 HORSEPOWER RULE

Off-road equipment utilises 90% of the available horsepower – 30% more than on-road trucks and 60% more than automotive engines.

Tighter tolerances and higher temperatures than ever before result in severe duty cycles.

Therefore, Off-road engines require high quality filtration and increased durability.



30%
HORSEPOWER
USAGE



60%
HORSEPOWER
USAGE



90%
HORSEPOWER
USAGE



HYDRAULIC FLUID FILTERS

FAST FACTS

Did you know?

Hydraulic pumps are sensitive to contaminants as small as 10 microns – that's 10x smaller than a grain of table salt. Without proper filtration, equipment can experience:

- slips
- rough shifts
- brake system chatter
- critical failure of internal components, such as excessive gear wear.

A vast majority of hydraulic component failures are caused by dirt particles.

Up to 70% of these failures can be prevented with proper filtration.

Our genuine hydraulic filters have up to a 99.9% efficiency at a lower micron rating compared to the competitor.

For best performance, always use genuine hydraulic transmission fluid as recommended by the operator's manual.



NEW HOLLAND ADVANTAGE

Brand	Capacity (g)		Average Pressure At Failure (psid)	Minimum Spec for New Holland Genuine Filters (psid)	
Competitor filter	130	48% greater capacity for genuine New Holland filters	189	200	Genuine New Holland filters are 26% stronger
New Holland genuine filter	193		239		

Results from a field test of New Holland filter (84226263) versus competitive filter (ISO 16889).

GENUINE FILTERS



FUEL FILTERS

FAST FACTS

Did you know?

As fuel travels through a typical supply chain, it picks up dirt and water. A typical litre of fuel can contain over 8 million contaminants.

Few things impact equipment productivity faster than a low-quality fuel filter.


Extremely high injection pressures and tight tolerances of today's low-emissions engines make them highly sensitive to even the smallest amount of water or contaminants. With pressures as high as 30,000 psi, contaminants act as an abrasive jet, capable of eroding fuel pump and injector surfaces.

NEW HOLLAND ADVANTAGE

Today's Tier 4 certified engines require fuel to be 100× cleaner than engines that were built a few years ago.

Our genuine fuel filters feature advanced design and go through extensive testing to ensure the very best equipment protection and performance.

- MicroLoc™ synthetic media delivers high-efficiency filtration that removes up to 99.7% of contaminants.
- 2× more dirt holding capacity extends the service life of your equipment.
- Offers better injector and fuel pump protection by eliminating more contaminants than competitor filters.
- Patented self-venting drain valve on fuel/water separators dramatically improves removal of free and emulsified water.



NEED A PART NUMBER?

You can now find the exact part numbers you need for your equipment via the MyCNHiStore.

Search by part number, model or category.



Click here to find all the parts you need, fast!



ENGINE AIR FILTERS

FAST FACTS

Did you know?

A typical diesel engine requires more than 8,000 litres of clean air for every litre of fuel it burns. The better an engine can breathe, the better it can work.

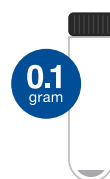
- Filter media, materials, seals and design features are engineered specifically for the machine to which they are fitted.
- Aftermarket filters might not integrate with whole machine performance system design.
- Initial savings with a will-fit filter may end up costing you much more when repairs are needed.



NEW HOLLAND ADVANTAGE

It only takes a few grams of dirt to dust an engine.

Compare how much dust can pass through an air filter during 500 hours of operation.



NEW HOLLAND MICROLOC™ FILTERS

MicroLoc filter media
99.99% efficiency



NEW HOLLAND STANDARD FILTERS

Standard filter media
99.9% efficiency



AFTERMARKET FILTERS

Standard filter media
99% efficiency

HIGH PERFORMANCE PAINTS


Colours that stand the test of time.

- A full range of products to make your machine look as good as new.
- New Holland colours are validated by our engineering practices and look identical to those used in production.





New Holland Blue



**Bright Yellow
(Millennium)**



CNHi Dark Grey



White Bianco



Chassis Grey



**New Holland Red
(European)**



**New Holland Red
(American)**



**New Holland 85
Yellow**




NH Super Etch Grey



**NH Hi Temp Gloss
Black**



Ford Blue



Ford Light Grey



Fiat Orange



Fordson Empire Blue



Fiat Dark Brown

Contact your local dealer
to find out more on our high
performance paint range!



Scan here to find your closest
New Holland dealer.



Semi Gloss Black



Fiat Terracotta



Fiat Old Orange



Gloss Black



Matt Black



Buff Primer



Red Oxide Primer



Grey Primer

PRE-SEEDING MAINTENANCE

BE PREPARED WITH SEED FLOW LUBRICANTS



WHY IS A SEED LUBRICANT NECESSARY?

Our seed flow lubricants are comprised of either 100% graphite or a 50/50 talc graphite blend. Graphite is a dry lubricant used to lubricate the moving components inside the seed meter, reducing friction and wear. Talc works as a drying agent by coating the seeds to minimise moisture absorption – especially important in air planters. Plus, graphite and talc have anti-static characteristics that help prevent static electricity from developing on plastic metering disks.

BENEFITS YOU CAN SEE IN THE FIELD AND THE SHED:

- Reduces seed meter component wear.
- Increases seed delivery consistency by lubricating seed tank, inductor, hoppers, delivery lines and seed tube.
- Provides optimum seed drying capabilities and controls static electricity to minimise clumping and bridging.

Part Number	Description
407486R1	CNH Industrial Spec, 0.45kg, 100% Graphite, Fine Particle Size
73340733	CNH Industrial Spec, 3.6kg, 100% Graphite, Fine Particle Size
73340370	CNH Industrial Spec, 0.45kg, 50/50 Talc Graphite Blend, Fine Particle Size
73340734	3.6kg, 50/50 Talc Graphite Blend, Fine Particle Size

HEAVY DUTY HOSES



Part Number	Hose Internal Diameter	Hose Length	Colour	Description
87410257	7/8" / 22.2mm	100ft / 30.5m	Black	Poly EVA
4726	1" / 25.4mm	100ft / 30.5m	White	Poly EVA
86993485	1" / 25.4mm	100ft / 30.5m	Black	PVC
86992913	1" / 25.4mm	100ft / 30.5m	Black	Poly EVA
412786A1	1.25" / 31.5mm	100ft / 30.5m	Clear	Clear PVC
86992286	2.5" / 63.5mm	100ft / 30.5m	Black	PVC
3680	2.5" / 63.5mm	100ft / 30.5m	Clear	Clear PVC



CABLE TIE PACKS BLACK

Part Number	Size	Qty
TDCT103BKCD	100 x 3mm	100
TDCT154BKCD	150 x 4mm	100
TDCT205BKCD	200 x 5mm	100
TDCT305BKCD	300 x 5mm	100



CABLE TIE PACK ASSORTED COLOURS

TDCTP25

- Assorted colours and sizes
- 1000 pack
- Length: 100mm



HOSE CLAMP PACK

82 Clamps

TDCVP82SS

- Popular sizes
- Full stainless steel for corrosion-protection
- Made in Australia



RUBBER LINED CLAMP PACK

90 Clamps

TDTRLC90K

- Popular sizes
- For pipes, cables, hoses, etc



**BULK HOSE CLAMP PACKS
INCLUDES PLASTIC CARRY BOX!**

TRIDON ▶

PRE-SEEDING MAINTENANCE



TORQUE MULTIPLIER KIT 3400NM

TL309055

- Professional heavy duty tool for removing stubborn wheel nuts on heavy vehicles, light commercial trucks, buses and vans
- Max output: 3200Nm [2360lb/ft]
- Socket size: 24, 27, 30, 32, 33, 36 and 38mm
- Square drive: 1"
- Gear ratio: 1:56



THREAD RESTORING TAP & DIE SET

TL321075

- Special set to create or repair threads
- High speed steel offers high performance, hardness and wear resistance
- Unique rapid ratcheting handle with rubber grips suitable for working in confined areas



TWIN & TRIPLE LEG PULLER & BEARING SEPARATOR COMBINATION KIT

TL265000

- Universal master kit ideal for various applications
- Includes 75-105mm bearing separator
- Capacity: 10 tonne
- Spread: 180mm, reach: 425mm



PRY BAR SET STRIKE-THRU 4 PIECE

TL321027

- Strike-thru design with heavy duty steel end cap allows continuous blows without flaring handle
- Slip resistance handles manufactured from PVC with rubber moulded grips
- Length: 200, 300, 450, 600mm



FAMOUS TOLEDO
EXCELLENCE BY DESIGN



KNIPEX COBRA® SET

TK002009V02

- Set includes three Knipex Cobra® 180, 250, 300mm
- Fine adjustment for optimum adaptation to different sizes of workpieces and a comfortable handle width
- Made in Germany



AUTOMOTIVE PLIERS SET 4PC

TK002001V16

- Set includes four top selling Knipex pliers, needle-nose combination pliers (145mm), high leverage diagonal cutters (180mm), extra long needle nose pliers (280mm), extra long needle nose pliers (280mm)
- Made in Germany



KNIPEX ALLIGATOR® SET

TK002009V03

- Set includes three Knipex Alligator® 180, 250, 300mm
- Robust construction, insensitive to dirt- particularly suitable for outdoor work
- Made in Germany



KNIPEX ALLIGATOR®

- Robust construction, insensitive to dirt - particularly suitable for outdoor work
- Good access to the workpiece due to slim size of head and joint area



Part Number	Adj. Position	Nut Capacity	Pipe Capacity	Length
TK8801250	9	46mm	50mm	250mm
TK8801300	9	60mm	70mm	300mm
TK8801400	11	95mm	90mm	400mm

PRE-SEEDING MAINTENANCE

BATTERY POWER BOX

MA98121

- On/off switch
- 2 x 50 amp connectors
- Pos & Neg 10mm high current terminals
- Digital volt-meter
- Cig socket output (back-lit blue LED)



TERMINAL ASSORTMENT

MABTP50

- Selection of 50 popular terminals and 3 pairs of covers



12/24V HEAVY DUTY JUMP STARTER

MA3400

- Dead start function
- Built in safety monitoring
- Heavy duty cable and fully insulated clamps
- Ultra high performance sealed AGM battery
- Recharge from 240VAC or 12VDC



THUNDERBOLT JUMP PACK

MA8000

- 8000 peak amps starting power
- 1.7m 50mm² high conductivity leads (incl. clamps)
- Industrial grade clamps with brass connection points
- 12V DC power outlet with overload protection



**INCLUDED
SMART
CHARGER**



Australian Made for Australian Supply

CRC's manufacturing of cleaners, lubricants, penetrants and other specialty products meet all the performance standards, certified to ISO 9001. Continually meeting this standard and gaining recertification reflects our ongoing commitment to quality and consistency.

CLEANERS | LUBRICANTS AND PENETRANTS | PROTECTANTS | SPECIALTY





RAVEN RBM RUN BLOCKAGE MODULE

Gain full insight into your seeding and fertilising operation with industry-leading Flowsense™ Sensor Technology.

FEATURES AND BENEFITS:

- Support for up to 240 FlowSense™ seed/fertiliser sensors
- Dust compensated optical technology allows for minimal cleaning during a season
- Can be configured as a standalone system via iPad and/or ISOBUS system
- Download the Raven SeedView app from the Apple iPad store
- True section awareness with intelligent feedback when paired with Raven Rate Control Module
- Will produce seed count and row by row distribution bar chart display using iPad
- Customisable run time layout using the iPad interface
- FlowSense™ sensor has integrated status LED providing instant feedback for troubleshooting
- Supportive of 1.25" (32mm) hose size



RAVEN

BOOM CONTROLS

ENHANCING YOUR RESOURCE CONTROL

Raven's high-performing boom controls use automatic boom height and section controls that improve your accuracy, savings, and profitability, which means less time, effort and wasted inputs and chemicals for your operation.

ACCUBOOM™

AccuBoom's automatic section control protects against rising input costs, thanks to greater fuel and chemical savings, and faster more accurate spraying.



Raven boom control systems are compatible with Raven and non-Raven equipment and come with a range of options to match your system needs, budget and performance objectives.

AUTOBOOM® XRT

Industry-leading radar sensor technology uses simultaneous ground and canopy detection to maintain optimal spray height for maximum product efficiency.



RAVEN



ISOBUS MIDI ECU

Installation of the ISOBUS Electronic Control Unit (ECU) allows product control of many implements, using the IntelliView™ IV display without the need for an additional display or controller in the cab.

Allows standard rate control functionality through the VT/UT interface. Adding the task controller unlock to your IntelliView enables automated rate and section control or as applied mapping (subject to implement capabilities).

FEATURES AND SPECIFICATIONS:

- Straight forward installation, one time set-up
- Simple user interface
- Easy to support
- Increase implement versatility, by making it ISOBUS compatible
- Use existing IntelliView™ IV or other ISOBUS compliant display
- Kits to suit Raven 4xx, 4xxx and Field IQ full harness installs
- Supports up to 12 Sections or 10 + 2 fence nozzles



TASK CONTROLLER UNLOCK (IF REQUIRED)

Part Number	Description
47441493	Passcode, IntelliView IV ISOBUS Task Controller
ZTN96553-10	Passcode, Precision IQ & FM-1000+ App ISOBUS Task Controller
ZTN89284	Passcode, FM-1000 ISOBUS Task Controller

ISOBUS PRODUCT CONTROL ECU

Part Number	Description
ME30481120	ECU, MIDI3.0 ISOBUS ECU
ME0502053-02	Cable Assy, Secondary CAN Jumper Harness (Used with 4 to 6 Products)



GATHER AND VISUALISE DATA FOR BETTER AGRONOMIC INSIGHTS WITH PLM™ CONNECT

View every field operation, from seeding all the way through to harvest. PLM™ Connect brings together data from multiple machines working throughout numerous fields, providing you the following information on your fleet:

- Satellite maps to help users to visualise multiple layers of agronomic data. E.g., if a yield dip is noticed in certain spots across a field, you can quickly check a field's history, identify potential causes, and then use that information to make more informed agronomic decisions.
- Push guidance lines and prescriptions to equipment remotely.
- From a single location, users can provide operators with only necessary field information they need to get up and running.
- Share field setup details, such as guidance lines, boundaries, and prescription, to multiple machines at a time.
- Choice of satellite or street view options.




CONNECT AND SECURELY SHARE YOUR FARM DATA WITH TRUSTED PARTNERS, ANYWHERE, ANYTIME.



INTRODUCING **XCN-1060™**

25 cm (10 in) screen



TECHNOLOGY THAT WORKS AS HARD AS YOU DO.

There's no doubt about it—farming takes hard work. That's why New Holland is excited to introduce the latest addition to our Android™-based family of XCN displays: the XCN-1060™ display.

This 25.6-centimeter (10 in) display is designed to work as hard as you, delivering:



Performance

Count on having the power, speed and connectivity needed to handle a range of in-field tasks.



Simplicity

Improve operational efficiency with a display that is easy to use and transfer between vehicles.



Reliability

Trust your XCN display to operate in the toughest environments, day or night, maximising your working hours.



Flexibility

XCN displays adapt to fit your farm's needs for screen size preference, implement compatibility and vehicle mix.



Scalability

Prepare your farm for the future with modular "mix-and-match" technology that is designed to grow with your operation.

WHY CHOOSE THE XCN-1060™ DISPLAY?

The XCN-1060™ display builds on Trimble’s history of innovative, user-friendly technology. Thanks to faster processing, greater memory and more storage capacity, this robust display makes handling even the most complex farm operations easy.

- **Shorten the learning curve and get to work quickly**
Our familiar Precision-IQ™ platform and Android-based operating system make it easy for your team to learn and use precision technology.
- **Handle a wide range of farming activities with confidence**
Powerful loading and processing speeds mean you can depend on your XCN display to meet operational needs, including those that are especially data-intensive.
- **Experience compatibility with virtually all equipment**
Elevate the precision of your entire fleet, regardless of make or model, and easily transfer displays between vehicles to match operational or seasonal needs.
- **Future-proof your operation**
XCN displays easily scale and adapt so you can make hassle-free updates to your screen size, positioning and steering systems, or expanded implement needs.



SIMPLIFYING AGRICULTURE WITH ACCURACY – THAT’S OUR SPECIALTY

The XCN-1060™ display—along with its counterpart: the XCN-1260™ display are part of the new 60 series displays. Also available is the 50s range which includes the XCN-1050™ and XCN-2050™ displays, all of which provide an easy-to-use solution for delivering high-accuracy GNSS operations, plus a suite of options for implement and input control.

Choose XCN displays to:

- **Save time**
- **Make data-driven decisions**
- **Increase productivity**
- **Maximise profits**



XCN-1260™



XCN-1060™



XCN-2050™



XCN-1050™



XCN-750™

PRECISION FARMING



INTELLIVIEW™ IV ONE CONTROL CENTRE FOR ALL YOUR PRECISION FARMING NEEDS

As the cost of crop inputs continues to rise, the benefits of precision farming is evident. The IntelliView™ IV is the one control centre you need in your cab to be more productive.

With a 10.4-inch colour touchscreen and up to six run screens on a single monitor, you'll benefit from added capabilities with minimal complexity. Use it to fine-tune options such as remote valve timers and flow control, auto PTO, engine speed settings, wheel slip alarm, calibrations and implement settings, and other key machine functions.

DON'T WAIT, LAND THIS RATE TODAY 0% FINANCE RATE ON THE ENTIRE PLM RANGE



Bring your farm into the future

Spend \$10,000 or more on Precision Land Management parts we'll fix you up with a flat 0% finance rate for up to 48 months.

This offer is subject to a 10% deposit and GST on the sale must be repaid within the first 4 months.

Enquire with your [New Holland dealer](#) and let's get ready to roll!



YOUR LEADER IN MOBILE MOUNTING SOLUTIONS.

RAM® Mounts manufactures rugged and versatile mounting systems for precision farming displays, cameras, tablets and other mobile devices that can be fitted on a wide range of vehicles and agricultural machinery.

With tractors, combines and other farm machinery now having five or more displays in a single cab it can be difficult to mount monitors in a usable position. With the flexibility of the RAM® Mounts you can now mount all hardware with minimum vibration or movement.

FEATURES AND SPECIFICATIONS:

- **Premium design** - quick installation, infinite adjustability and dampening for the most demanding environments.
- **Customisable** - various solutions to fit your specific needs.
- **Quality material** - mounting systems use powder-coated marine grade aluminium, lightweight high-strength composites and stainless steel hardware.
- **Reputation** - RAM® Mounts solutions have been proven in agricultural environments for years.

Part Number	Description
47762155	Ram® X-Grip® holder for 9"-10" tablets. Compatible with RAM-22U ball adapter
47762521	Kit, tablet mount assy
47762523	Kit, phone mount assy
87284257	Ram double socket arm C ball
87284258	Base plate 1.5" (3.81 cm) ball AMPS round
87284259	U-Bolt base 0.75" (1.91 cm) to 1.25" (3.18 cm) diameter
87386396	Colour display arm
87386398	Sq mount ram
87645094	Arm assy C size
48165853	Suction mount base
ZAEBARTABLETMNT	Universal tablet mount
ZAEBARPHONEMNT	Universal smartphone mount



47762155



47762521



47762523



87284257



87284258



87284259



87386396



87386398



87645094



48165853

UNIVERSAL MOUNT ADVANTAGES:

- Suited to a wide variety of devices
- Bar mount provides customisable installation
- Protect your device during off-road workdays
- Easy to install



ZAEBARTABLETMNT



ZAEBARPHONEMNT

* iPhone and iPad are not included.



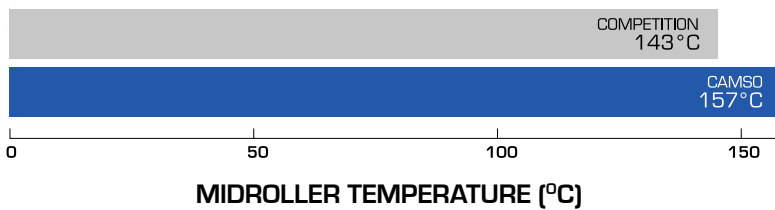
CAMSO RD 4500



THE NEXT GENERATION OF ROADING TRACK FOR NEW HOLLAND MACHINERY

Get out in the field faster with the new Camso 4500 high-roading track. The Camso 4500 high-roading tracks allows you to travel at speeds of up to 40km/h on narrow tracks.

The Camso RD 4500 high-roading tracks are built to withstand a higher midroller temperature than competitor tracks to provide you with a durable track you can rely on in the field.



1 High roading tread bar

New tread bar designed for high speed roading

- Enhanced tread bar shape and advanced rubber compound that allows for faster speeds

2 Longest lasting carcass

No material displacement during the manufacturing and curing process means:

- Uniform tension distribution that eliminates downtime due to carcass tear

3 4-Ply carcass

New carcass specifically designed for high speed roading

- Designed to endure higher internal temperatures during roading

4 Optimised drive lugs

Allows for maximum power transfer

- Drive lug geometry designed specifically for New Holland Tractor drive wheel

TRACK TECHNICAL SPECIFICATIONS:

Part Number	Track Series	Product Family	Track Width (inches)	Qty	Treadbars			Drive Lugs	Carcass		
					Height (inches)	Tip Width (inches)	Pitch (inches)	Qty	Plies	Main Cable (mm)	Thickness (mm)
51417218	RD 4500	High-roading	16	88	1.8	3.2	6	44	4	5.4	35
51417219	RD 4500	High-roading	18	88	1.8	3.2	6	44	4	5.4	35
51444172	RD 4500	High-roading	21	88	1.8	3.2	6	44	4	5.4	35
51417221	RD 4500	High-roading	24	88	1.8	3.2	6	44	4	5.4	35
51417222	RD 4500	High-roading	30	88	1.8	3.2	6	44	4	5.4	35



**TODAY'S LARGEST,
MOST POWERFUL
TRACTORS
DEMAND TOUGHER
TRACKS**



That's why New Holland have worked in conjunction with Continental Trackman® to create the world's first positive-drive track. A positive-drive track means it is in constant contact with the drive rollers, allowing for maximum transfer of power.

Drive Lugs

Experience the world's strongest drive lugs. The ARMORLUG® ULTRA is the first patented drive lug with three fabric layers embedded in the lugs. This means it can easily handle today's biggest and strongest tractors and is designed to take on more weight.

Trackman® RowTech™

The Trackman® RowTech™ features 70% more tread rubber for greater damage resistance and to improve the ride quality. It has been built with four layers of MAXXTUFF™ steel belting in the casing. This is the highest concentration of steel belting reinforcement in the market.

TRACK TECHNICAL SPECIFICATIONS:

Description	Part Number	Series	Width inches (mm)	Length inches (mm)	Tread Lugs	Guide Lugs	Wire Plies	Weight
264" x 18" AG	91775763	Trackman XP	18 (457)	264 (6,705.6)	88	44	4	362 kg
264" x 24" AG	91775765	Trackman XP	24 (6010)	264 (6,705.6)	88	44	4	494 kg
264" x 30" AG	91775766	Trackman XP	30 (762)	264 (6,705.6)	88	44	4	553 kg
252"x 30" AG	47826945	Trackman XP with ARMORLUG	30 (762)	252 (6,400.8)	84	42	4	489 kg
252" x 30" AG	51457436	Trackman XP	30 (762)	252 (6,400.8)	84	44	4	489 kg

SOUCY TRACKS



MANUFACTURING EXPERTISE

Soucy's know-how spans generations and they make their mark with the firm belief that the hardest work deserves the most reliable equipment.

RUBBER TRACKS MANUFACTURING

Rubber formulations developed by Soucy respond to the performance and durability requirements in farming applications. The rubber mixture, internal components as well as the track profile are engineered with only one objective in mind, which is to offer the best results for farmers, regardless of soil conditions.

UHMW-PE MOULDING

Soucy developed expertise in UHMW-PE moulding. This material is ideal for manufacturing parts that are resistant to impact, corrosion, abrasion and wide temperature variations. This ultra-resistant plastic is also used to manufacture certain replacement wheels for track systems. Combined with rubber, UHMW-PE wheels are lighter, stronger and more efficient.

QUALITY CONTROL

Each product goes through a rigorous development process. Concepts are validated with simulation software, in addition to real life field testing. As such, products meet the highest quality standards.



With the increase in demand for agricultural tracks we are taking steps to ensure a consistent supply of stock is available. To achieve this, we have partnered with OEM manufacturer, Soucy to provide you with a greater range of rubber tracks for your equipment.

Founded in 1967, Soucy has more than 50 years of experience in the development, design and manufacture of rubber tracks for the industrial, recreational, and military vehicle markets.

In 2005, a line of track systems intended exclusively for agricultural equipment and vehicles was developed for the international market and was one of the very first track systems to be seen in the world of agriculture.



Soucy tracks undergo testing for more than 1,400 days.
The result: the most durable and efficient track on the market.

NEW DURABILITY STANDARD

The unique rubber mixture developed by Soucy, as well as the inner layers of the track reduce wear substantially. Combined with a chevron high above the industry average, the lifespan of the track profile is significantly extended.

BEST DRIVING COMFORT

Soucy tracks are designed to minimise vibration, to provide the best riding comfort making driving more pleasant on long days in the field.

FULL-WIDTH PERFORMANCE

The track profile responds to all types of terrain. In the field, traction is excellent to make travel easier regardless of soil conditions. On the road, Soucy tracks are incredibly effective thanks to their properties to minimise overheating so that you can count on transport speeds of up to 40 km/h.

AVAILABLE WIDTHS

To meet the needs of crops in rows, and heavy-duty draft work, the track is available in two widths: 18 in (457.2 mm), 24 in (609.6 mm).

	ACE R18	ACE R24	ACE R30
Part Number	51417162	51446937	51527550
Application	Smarttrax T8 tractors	Smarttrax T8 tractors	Smarttrax T8 tractors
Length inches (mm)	264 (6,705.6)	264 (6,705.6)	264 (6,705.6)
Width inches (mm)	18 (457.2)	24 (609.6)	30 (762)
Thickness inches (mm)	1.4 (35.6)	1.4 (35.6)	1.4 (35.6)
Profile Height inches (mm)	2.25 (57.1)	2 (50.8)	2 (50.8)
Steel Layer	4	4	4
Cable Diameter inches (mm)	0.2 (5.2)	0.2 (5.2)	0.2 (5.2)
Weight	311 kg (685.6 lbs)	390 kg (859.8 lbs)	485 kg (1069.2 lbs)

Tracks qualify for 24 months or 1,000 hours warranty, for general agricultural application only.



CABIN PARTS



LED BEACONS PRODUCT ADVANTAGES:

LIGHTING

OPTICAL GROUP WITH 6 LEDS = EXTENDED LIFETIME

POLYCARBONATE DOME

UNBREAKABLE UNDER NORMAL CONDITIONS OF USE

IMPROVED WEATHERPROOFING

PROTECTION AGAINST DUST AND HUMIDITY STANDARDS



TEST 1 - RESISTANCE TEST Shock resistance, unbreakable domes

The polycarbonate dome means the genuine beacon dome is virtually unbreakable.



TEST 2 - LIGHT INTENSITY TEST Light intensity: + 30 %

The genuine flashing beacon consists of an LED group which ensures optimum distribution of the light beam and high visibility.



TEST 3 - WEATHERPROOF TEST Optimum protection against dust and humidity

The high protection rating (IP65) of New Holland flashing beacons offers excellent weatherproofing against external elements including dust and water.



Optimum visibility is the key to boosting productivity at night while working in complete safety. Adequate lighting is essential to ensuring excellent visibility. Genuine lights and bulbs guarantee optimum lighting at all times.

GENUINE LIGHTS ARE GUARANTEED TO FIT, BUILT TO LAST AND ALLOW YOU TO WORK, DAY AND NIGHT.

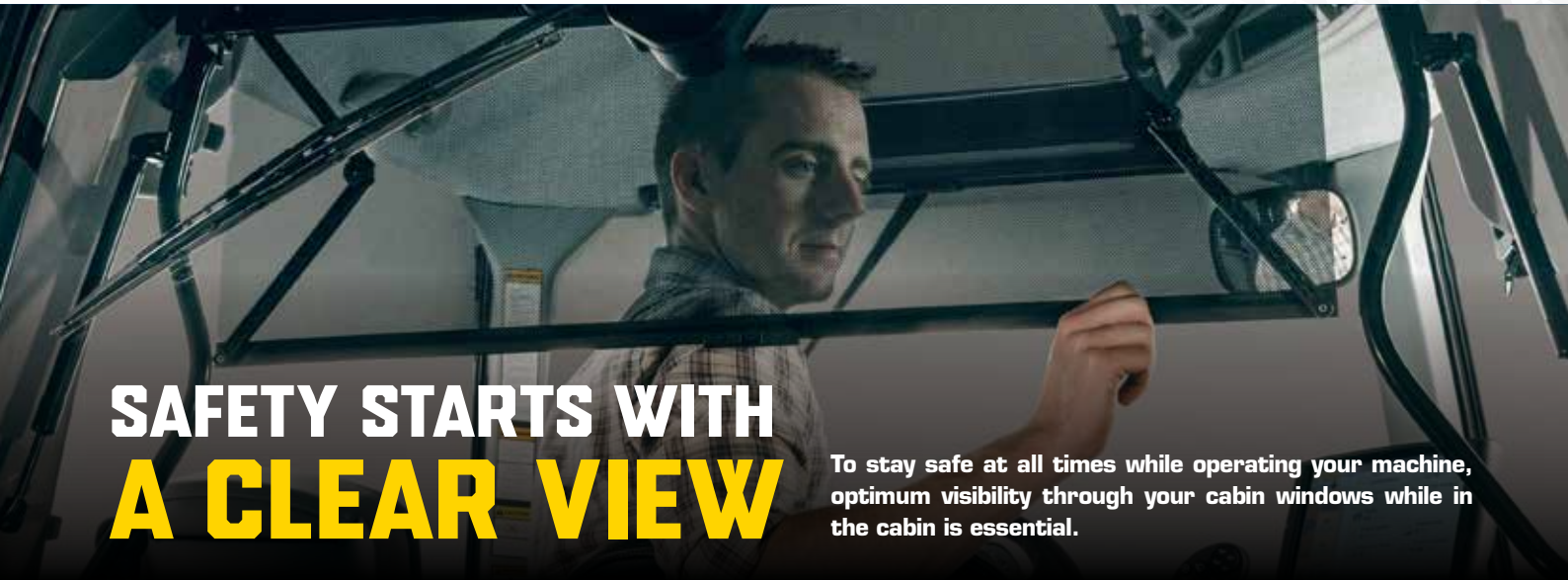
WHY CHOOSE GENUINE LIGHTS AND BULBS?

When you choose our genuine lights and bulbs, you can expect:

RELIABILITY: Lights that have been approved and guaranteed to offer the same standard of quality as the component that was originally installed.

DURABILITY: Genuine lights are guaranteed to last longer as they are made using top-quality raw materials and have a high resistance to vibrations.

PRECISION: Genuine lights can be installed more quickly and with greater precision, as the presence of matching hooks reduces fitting times. Genuine bulbs provide a precise and intense source of luminous power at all times, exhibiting high resistance to sudden changes in voltage and always consuming the correct amount of voltage.



SAFETY STARTS WITH A CLEAR VIEW

To stay safe at all times while operating your machine, optimum visibility through your cabin windows while in the cabin is essential.

ALL GENUINE NEW HOLLAND WINDOWS ARE MADE FROM SAFETY GLASS THAT IS EITHER:

TEMPERED (ESG)



- Safety glass processed by controlled thermal or chemical treatments. This increases the strength versus 'normal' glass.
- Stronger resistance to impacts, blows, scratches or other possible damage meaning the glass is less likely to break.
- And even if it breaks, it will do this in tiny fragments with rounded edges, this will reduce the risk of injuries.
- Due to these tiny fragments, other material damages by glass break is almost impossible. So you and your cabin are perfectly protected.

LAMINATED (VSG)



- Created by two layers of glass that are glued together by PVC film, which binds all the glass together in case of breakage.
- Zero risk of injury or material damage as the glass will not shatter into the cabin.
- Dangerous objects such as rocks can't be catapulted into the cabin in case of impact. The PVC film in the glass will keep objects out.
- Better sound insulation thanks to the acoustic PVC compound interlayer in the glass, meaning less noise will enter the cabin while operating the machine.


WHY CHOOSE GENUINE WINDOWS?

New Holland genuine windows are the only products capable of ensuring maximum quality in:

Safety: all genuine windows are made from either tempered or laminated glass. These offer greater stress and impact resistance, providing more effective protection in the event of breakage.

Comfort: genuine windows have been designed and tested specifically for use in cabins. They filter UV rays to reduce the temperature inside the cabin and limit the deterioration of all the internal parts.

Ease of fitting: products that have been approved and guaranteed offer the same quality and dimensions as the component installed when the vehicle was manufactured. Handles and seals are fully compatible, enabling you to save time.



CABIN PARTS

IF IT'S GENUINE, THE QUALITY IS **GUARANTEED**

When buying genuine parts, you're buying quality, durability and the guarantee that your parts will fit for the intended use. Our range of genuine parts are built to the highest standards and designed to function seamlessly with your New Holland equipment.

MIRRORS

Your safety is our number one priority. That's why we offer an extensive range of high-quality, genuine mirrors. We want you to have clear vision throughout this year's harvest, whenever or wherever you are working.

Our range of genuine mirrors include:

- complete side mirror assemblies
- complete rear-view mirror assemblies
- replacement mirrors (glass only)
- mirror arms (without glass)
- glass seals
- hardware parts.

DOORS

Keep your machine's doors working like new with our wide range of genuine parts. For small repairs, only replace what you need with our wide range of genuine hardware, seals and more. For larger scale repairs, we have complete door assemblies available. These complete assemblies include all the components you need to replace a door which means less time spent waiting on parts, quicker installation time and less downtime when it counts.

Our range of genuine door parts include:

- complete door assemblies
- cab glass door
- door handles
- door seals
- hardware parts.



PORTABLE ELECTRIC FRIDGE

When you're out in the field, there's plenty of tough days when you're battling the sun, wind or rain. Sometimes you need to take a breather, grab a cold drink and admire your work before getting back to the grind. When you're spending so many hours a day in the cab, it's nice to have some little luxuries for your home away from home.

Our genuine portable electric fridges fit under the instructor seat to save room in the cab. Powered by your combine's 12V outlet, you can choose to keep your food warm or cold during the day. The portable design makes it easy to remove for cleaning and to take home and restock for the next day.



NEED A PART NUMBER?

You can now find the exact part numbers you need for your equipment via the MyCNHiStore.

Search by part number, model or category.

Click here to find all the parts you need, fast!



HARD WORK DOES NOT NEED TO BE UNCOMFORTABLE

Optimise your comfort in the cab with genuine seat parts that are designed to best fit your New Holland equipment. Our seat assemblies and parts are crafted by engineers, manufactured to meet strict high-quality standards, and backed by our warranty guarantee. All seat assemblies and parts are designed to help you maintain peak performance without ever compromising on comfort.

Our range of genuine seat parts include:

- complete seat assemblies
- back cushions
- bottom cushions
- repair kits
- hardware parts.

When choosing from our range of genuine seat covers, you'll never need to pick between comfort and safety. Our seat covers are specifically designed to fit your New Holland equipment. All our seat covers are made with robust and comfortable materials, including a new high-quality 25mm sheepskin option for enclosed cabs. They also undergo strict quality control, ensuring that you can purchase a trusted product at a competitive price. To find the right seat cover for your needs, get in touch with your local dealer today.

Sheepskin for enclosed cabs:

- high-quality 25mm sheepskin
- cool in summer, warm in winter
- lasting quality.



Rough country canvas for enclosed cabs:

- foam padded
- reinforced stitching
- waterproof
- UV stabilised
- tailor-made to fit
- flame retardant.



SuperTuff canvas for open cabs:

- PVC backed
- reinforced stitching
- waterproof
- tailor-made to fit
- flame retardant.

GENUINE BELTS



WHY CHOOSE GENUINE BELTS?

Our belts are specially designed by our engineers to meet the strict standards of each machine. This specialisation in our belts is just one of the defining factors that makes them superior to other non genuine options.

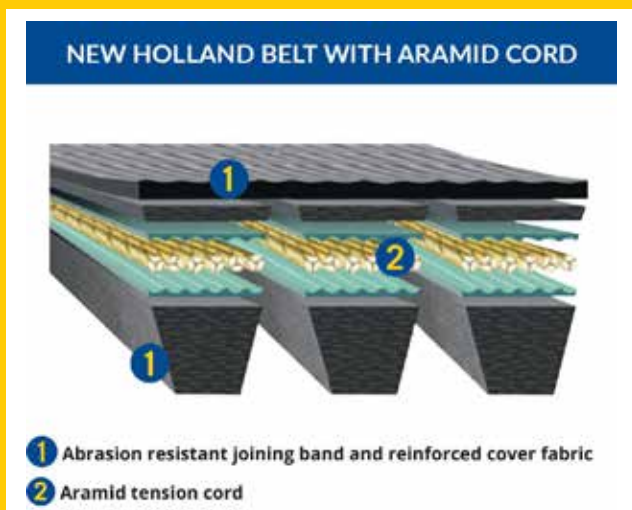
Our suppliers are chosen via a rigorous selection process that ensures we work with market leading companies, selected for their advanced technology and the high quality of the material used.

Our genuine belts are specially developed for heavy duty drives on farming machinery. They are robust and reinforced and are composed of materials that are both very flexible and resistant, specific elastomeric compounds and highly resistant cover bands. Giving you higher performance, higher reliability and a higher resistance to harsh conditions.

NEW HOLLAND HIGH PERFORMANCE BELTS ARAMID FIBRES = SUPERIOR TECHNOLOGY

New Holland high performance belts are reinforced with a special rubber compound integrating aramid fibres. Aramid fibres are a class of heat-resistant and strong synthetic fibres. Those fibres optimise the power transmission without provoking elongation.

V-BELT OUR V-BELTS ARE PARTICULARLY FITTED FOR HIGHLY STRESSED DRIVES.



Comparison: New Holland versus standard aftermarket belt.

WHEREVER LIFE TAKES YOU, TAKE GME

The MT610GAUS comes backed by a 6 year warranty!

Safety has firmly established itself as one of the most important aspects of any industry, and farming and agriculture is no different. With day-to-day activities such as yarding cattle, using UTVs, and the operation of heavy machinery there is the potential for things to go wrong, especially when operating alone or in remote areas with limited or no mobile reception.

As the only Australian manufacturer of emergency beacons, GME has spent years producing emergency beacons that not only meet strict international standards, but also suit Australians needs and the harsh conditions they operate in. GME's latest development is designed with farmers in mind and aims to provide them with emergency assistance if something goes wrong.

The **MT610GAUS** personal locator beacon (PLB) is the latest in emergency beacons from GME and features a lightweight and compact design that is easy to activate in an emergency, being able to be activated with only one hand.

Additionally, it is IP68 rated, meaning it is completely dust proof and waterproof, ensuring it is ready to go regardless of the situation. Boasting a 7-year battery life, the **MT610GAUS** will transmit for a minimum of 24 hours once activated, and utilising the built-in 72 channel GPS Receiver, ensures fast transmission of accurate location information to rescue authorities which will generally be received in less than 15 minutes.



MT610GAUS



ACCUSATO™
EMERGENCY BEACONS



5-WATT IP67 UHF CB HANDHELD RADIO

You'll never be out of touch with the TX6600S 5-watt IP67 UHF CB handheld radio.

This Australian-made, five-watt UHF radio is specifically designed to perform under the toughest working environments. With an IP67 ingress protection rating and a five-year warranty, you can trust that this radio will deliver exceptional performance over many years.

The TX6600S is designed, engineered, and manufactured in Australia. You can trust it to perform in Australia's harsh climates and outdoor working environments. It suits a wide range of industries, from agriculture and mining to construction and manufacturing, that require stable and dependable communication.

TX6600S



From handheld UHF radios and mountable CB radios to antennas and locator beacons, GME will keep you connected better than ever before.



COMMUNICATIONS

*Improve
your mobile coverage.*

with
CEL-FI GO Mobile smart signal repeater packs



SPECIAL OFFER

Free two years extended warranty for a total of 4 years (VALUED AT \$130)

CEL-FI GO TELSTRA SMART SIGNAL REPEATER + CLR8-5G ANTENNA

AXGO T +ANT

- This kit features the 73cm CLR8-5G high quality 7/9 dBi spring base antenna.
- Ideal for highway and all on/off-road communications.

MINI COMPACT UHF CB RADIO WITH 3.1DBI ANTENNA

AXMACHINERYPACK

- The machinery pack is the ideal kit for construction & agricultural machinery.
- It comes with the PRO901 mini compact, rugged UHF CB radio and 3.1 dBi antenna kit.



CAMERA KITS

AXHD7130K

- 7" high resolution reversing kit



DASH CAMS

AXZOOM+2

- Full HD front and HD rear dash cam with GPS
- Includes 32GB micro SD card



RADIOS

AXAX1805BT

- 3" LCD Mechless with camera input short chassis (96mm)



AXAT1900BT

- Mechless all-terrain 1-DIN source unit with Bluetooth® short chassis (96mm)



AXAT1912KIT

- Watertight multimedia player with 6.5" speaker



UHF-CB RADIOS

AXG18

- 5-watt IP67 waterproof hybrid UHF-LMR radio



AXUH850Y

- 5-watt waterproof UHF-CB radio



AFTERMARKET LIGHTS



**9-64V LED WORK LAMP
FLOOD BEAM 6000LM
RECTANGULAR 6 X 10W LED
NA72457**

- Delivers a powerful and high quality spread of intense, white light.



**9-64V LED WORK LIGHT
FLOOD BEAM 1000LM OVAL
2 X 5W WITH 2 LEDS
NA72446**

- A powerful yet compact work lamp with two powerful 5W L.E.D.s ideal for close range illumination and where space is limited.



**9-64V LED WORK LAMP
FLOOD BEAM 4000LM
SQUARE 4 X 10W LED
NA72453**

- Four powerful and ultra reliable 10W L.E.D.s deliver a high quality spread of intense, bright white light.



**DEUTSCH CONNECTOR
ASSORTMENT
NA57400**

- Contains a comprehensive assortment of Deutsch DT Series high end connectors including male and female terminals. Packed in a quality plastic case.



**AMP CONNECTOR ASSORT
NA57500**

- Contains the full range of AMP Super Seal connectors including male and female terminals.



**2 WAY DTP DEUTSCH CON. KIT(1)
NA57314BL**

- 2 Way (Male/Female) DTP Connector Kit with Wedges and size 12 Terminals. Amp Rating: 25A - Blister Pack.



**4 WAY DTP DEUTSCH CON. KIT(1)
NA57316BL**

- 4 Way (Male/Female) DTP Connector Kit with Wedges and size 12 Terminals. Amp Rating: 25A - Blister Pack

**DTM DEUTSCH CONNECTOR
ASSORTMENT
NA57313**

- Contains a comprehensive assortment of Deutsch DTM connectors including male and female terminals. Packed in a quality plastic case.

NARVA®
THE VISION TO GO FURTHER

**PROFESSIONAL POCKET
LED PEN LIGHT
TS300600**

- Bright and robust pocket pen light for quick and easy illumination of dark work areas
- Lighting modes: bottom light with direct beam and work light with wide flood beam
- Inbuilt belt clip with magnet



**PROFESSIONAL FOLDABLE
LED SLIMLIGHT
TS300606**

- Handy foldable pocket pen light for quick and easy illumination dark work areas
- Features three lighting modes: front fold out flood light with normal and eco modes, rear flood light and direct beam top light



**PROFESSIONAL FLOOD
AND AREA WORKLIGHT
TS300609**

- Multifunctional flood and area light suitable for use in workshops, building and camping
- Stepless dimmer switch easily adjusts the brightness from 60 - 1000 lumens
- Built-in power bank allows for the charging of smart phones and tablets



**PROFESSIONAL SLIMLINE
LED HEADLAMP
TS300607**

- Lightweight and easy to use LED headlamp allows for ease of lighting in dark areas while keeping your hands free
- Features three lighting modes: Eco, Normal and Sense Mode



Sykes-Pickavant®

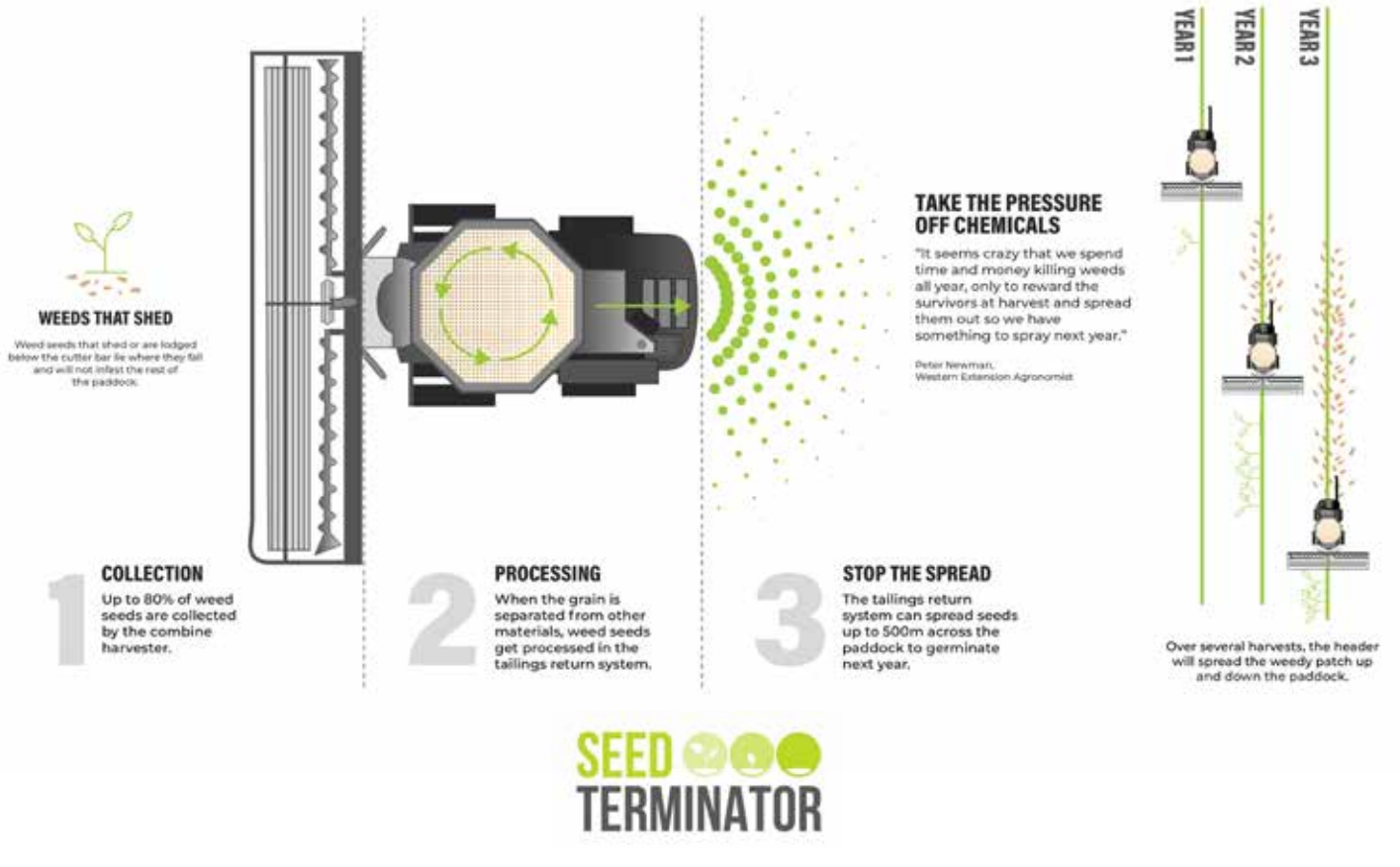
SEED TERMINATOR

MAKE THE MOST OF EVERY PASS, TERMINATE AS YOU HARVEST

The Seed Terminator is a simple attachment to the combine harvester that terminates seeds before they become weeds.



WEED SEEDS SPREAD BY THE HARVESTER ARE THE REAL ISSUE





THE PROVEN SOLUTION

The best mill technology available on the market. Kill seeds with minimum power using the ultimate long-lasting precision mills.

12 month drive line part warranty

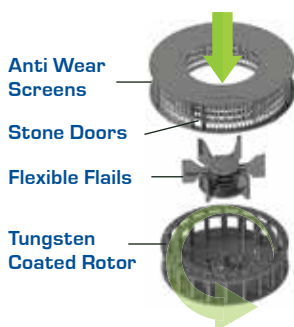
12 month warranty excl wear items

Australian Made




<p>MILLS PROVEN TO KILL 99%</p> <p>don't waste power making hot air</p>	<ul style="list-style-type: none"> Independently tested to have a fifth of the survivors of its nearest competitor Kill seeds in more conditions: 4 modes of action: crush + shear + impact + grind Widest kill range of 2250-3000rpm Lowest no-load power: Aerodynamic rotor profiles provide lowest no-load power (25kW) Quick Swap to High Capacity screens 20 min for green material or tough conditions Eat stones for breakfast with the mill stone escape doors and flexible flails Tough mills: tungsten coated heat treated Aussie steel
<p>EASY ACCESS</p>	<ul style="list-style-type: none"> Minimal downtime: fastest mill changeout time of 20 minutes Max wear life: each part can be replaced individually Maximise harvest uptime: easy access to sieves for removal & maintenance
<p>HORIZONTAL</p> <p>everything's better horizontal</p>	<ul style="list-style-type: none"> 14m Full width spread: high velocity chaff + air direction ensures nutrient & moisture retention benefit is evenly delivered full width to 14m \$12/ha Chaff fraction value: nutrient alone + moisture conservation Stable operation + reduced vibration with individually balanced horizontal mills
<p>INDEPENDENT BY DESIGN</p>	<ul style="list-style-type: none"> Shock load protection: Independent mills / gearbox and chassis via belt drive isolates all components and protects your investment if something goes wrong Low speed gearbox: Custom German Gearbox operates efficiently at a low 1580RPM without the complexity & wasted power of cooling
<p>PATENTED SAFEGUARDS</p>	<ul style="list-style-type: none"> Cut lower with confidence: Capture metal off the cleaning shoe via the Magnet Tray using 79 rare earth magnets, each with 9.2kg of pulling force Real-time monitoring: in cab display of mill speed, bearing + gearbox temperature, wear vibration sensors & blockage sensors
<p>FUTURE PROOF PLATFORM</p>	<ul style="list-style-type: none"> Access the latest in mill tech designed by the world expert in mechanically killing weed seeds Dr Nick Berry Backwards compatibility: HWSC is a long term game, new mill technology is made to be compatible with past Seed Terminators Maximise your mill investment: installation is minimally invasive and designed to enable the farmer to keep and swap to new or second hand combine markets

AEROIMPACT 3 MILLS



CHASSIS



MAGNET TRAY

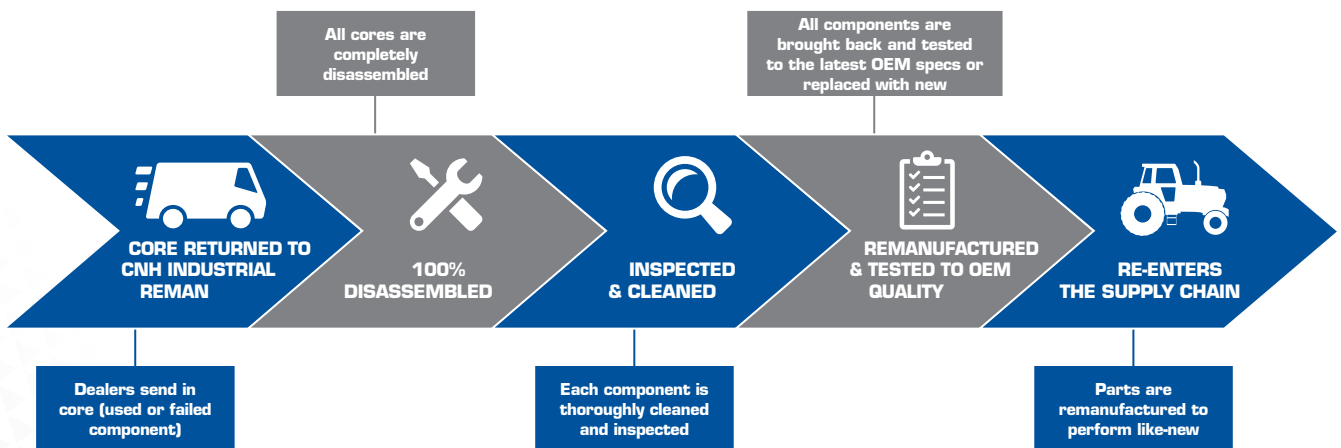


REMAN PARTS OUR HISTORY

CNH Industrial Reman is a joint venture between what is now CNH Industrial and Springfield Remanufacturing Corp. The partnership brings together CNH Industrial Parts & Service product expertise, access to equipment, and dedicated dealer networks with SRC's remanufacturing operations, capabilities, and expertise. CNH Industrial Parts & Service is the parts and service arm of the larger company that also includes New Holland. CNH Reman, later called CNH Industrial Reman, was formed on December 31, 2009 and has added an average of 600 new products every year since. The remanufacturing facility is located in Springfield, Missouri and includes a tech centre, distribution centre, and call centre.



REMAN PRODUCT LIFECYCLE



NEED A PART NUMBER?

You can now find the exact part numbers you need for your equipment via the MyCNHiStore.

Search by part number, model or category.

Scan here to find all the parts you need, fast!



WHY CHOOSE REMAN FOR YOUR EQUIPMENT

Today, there are more reasons than ever to choose remanufactured parts from CNH Industrial Reman for your equipment. From more product offerings to less downtime during installation, you're sure to appreciate the unique benefits of choosing reman. If you're new to remanufactured parts from CNH Industrial Reman, here are some great reasons to make our parts a key element in your ongoing equipment maintenance program.



INCREASED UPTIME

Increase uptime with drop-in assemblies. There's no need to waste time and labour hours on complicated rebuilds that could yield unanticipated problems and costly surprises.

RELIABILITY, NOT LIABILITY

CNH Industrial Reman remanufactured replacement parts are engineered specifically for New Holland agriculture equipment, minimising risks and improving mechanical dependability.

BETTER FOR THE ENVIRONMENT

Remanufactured parts require up to 85% less energy to construct than new parts. Reman parts save energy and natural resources.

SUPERIOR WARRANTY PROTECTION

CNH Industrial Reman remanufactured replacement parts carry a superior warranty protection, so equipment owners like you can enjoy peace of mind knowing we've got you covered.

GOOD AS NEW

Whenever possible, a component is machined and brought up to the latest specifications to ensure the product is as good as new. Plus, remanufacturing allows us the benefit of hindsight. As parts are received at the core centre, failure trends are identified so improvements can be made on both the remanufactured part as well as the new part design.

LOWER TOTAL COST OF OWNERSHIP

Our remanufactured parts are competitively priced, offering great value while ensuring peak performance.

CONSISTENT PRODUCTION AND CONSTANT COMMUNICATION

CNH Industrial Reman remanufactured replacement parts are built by trained technicians who build hundreds of the same products each year, not just one per season or lifetime. The reman team are in constant communication with the original equipment manufacturer (OEM) which allows us to accommodate changes in the remanufacturing process in any changes they may release.

THE PARTS YOU NEED

There are thousands of CNH Industrial Reman remanufactured replacement parts available for over 20,000 applications. We're adding more parts to our already extensive Reman roster all the time. This expanded offering gives you more options for your equipment needs.

GENUINE REMANUFACTURED PARTS

Reman parts are engineered specifically for New Holland machines to give you better peace of mind.



REMAN TRANSMISSION TESTING

- **Test all components to OE specification**
- **Rotationally and functionally tested in real-world conditions**
- **Testing protocol sets transmissions apart from rebuilt and repair options.**

CNH Industrial Reman test all components according to OEM specification prior to leaving our facility, ensuring operational reliability and durability. All our genuinely remanufactured transmissions are rotationally and functionally tested to simulate components under a load, like conditions in the field or on the job site. For the transmission test bench used at CNH Industrial Reman for the higher horsepower Fuji transmissions, each test has unique parameters set according to the OEM. Our precise testing process and high standard sets our transmissions apart from rebuilt or repaired components.



REMAN TRANSMISSION TESTING



- **Tests clutch pack in all 16 gears – in forward, neutral, and reverse**
- **Spin transmissions to simulate real-world environment**
- **Fully automated test – locks operator out once test begins**
- **Shift to different gears manually.**



The Fuji Test bench tests clutch packs in all 16 gears – including forward, neutral, and reverse. This test bench is powered by a V8 Chevrolet engine and designed to rotate the transmission under a load to simulate a real-world environment and spins the transmissions like a diesel engine would when the machine is at work. Once the test is started, it is fully automated and prevents the technician from manipulating the test in any way. This test bench shifts between all the gears and is pass/fail, there is no grey area in the test results. All lube and clutch pack pressures are monitored in each gear and readings are auto recorded for product validations. The Fuji test ensures the transmission shifts correctly, the pressures are correct, and it is fully functional before the transmission is sent to the customer.

REMANUFACTURED PARTS FOR NEW HOLLAND TRACTORS

Right now, there are more reasons than ever to choose New Holland remanufactured parts for your equipment. From more part choices to less downtime during installation, you're sure to appreciate the unique benefits of choosing Reman.

SIGNIFICANT SAVINGS

New Holland remanufactured parts are competitively priced, offering great value while ensuring peak performance.

MORE CHOICES

Every day we look to add even more parts to our Reman range. This expanded offering gives you more options for your equipment needs.

LESS DOWNTIME WITH INSTALLATION OPTIONS

Many New Holland remanufactured parts are ready to install, so our service technicians can spend less time completing repairs or shopping for installs. The result? Quicker turnaround and a whole new level of equipment uptime for you.



HIGHER VALUE

It's a fact. When you install our parts in your equipment, you can expect increased resale value.

OEM PERFORMANCE

New Holland remanufactured parts are engineered to deliver like-new performance that meets stringent New Holland performance specifications.

QUALITY

New Holland remanufactured parts are completely disassembled. All parts are thoroughly inspected and reassembled to the latest OEM specifications.

ENGINES

Long block
Short block
Replacement engine

ELECTRONICS

ECU
Joystick
Monitor

FUEL

Fuel injection pump
Fuel injector

DRIVELINE

Axle
Clutches
Final drive
Gearbox
Transmission
Torque converter

ENGINE COMPONENTS

Cylinder head
Crankshaft
Camshaft
Crankcase
Connecting rod
Water pump
Oil cooler



ROLLER WHEEL

ROTATING ELECTRICAL

Alternator
Starter motor

AC COMPRESSOR

TURBOCHARGER

BLOWER MOTOR

HYDRAULICS

Hydraulic pump
Hydraulic cylinder
Hydraulic motor

BREATHE NEW LIFE INTO YOUR MACHINERY WITH REMAN PARTS

YOU'RE NEVER TOO YOUNG TO OWN A NEW HOLLAND!



Scan here to find your local New Holland dealer to see our toy range in person!

RIDE-ON TOYS

Look no further for the perfect gift for the little (or not so little) tractor lovers!

PEDAL TRACTOR WITH TRAILER

Let the kids keep active with their very own pedal and chain New Holland! With different designs available, find the tractor perfect for your child, whether they prefer delivering goodies with their trailer or helping to prepare the field with their own loader!

Features and benefits:

- Enclosed bicycle chain to protect curious little fingers
- Adjustable bucket seats with roll-bar, perfect for a growing child
- Heavy-duty tractor wheels run easily over dirt, grass, gravel or hard paved surfaces



SIT N SCOOT

The ultimate entry-level New Holland for your toddlers and small kids. This comfortable, ergonomic design promotes movement skills in a safe environment for your little ones.



73322347



73322296

SCALE TOYS AND COLLECTIBLES

Visit your local New Holland dealer to see their in store range of diecast and replica toys.



13966

1:32 New Holland T6.180 & 560 round baler set



13936

1:64 New Holland Genesis T8.435 Smarttrax tractor



13961

1:64 New Holland T9.645 Smarttrax II tracked tractor

MERCHANDISE

PURCHASE YOURS BY VISITING

THENEWHOLLANDSTORE.COM.AU

Or visit your local New Holland dealer
to shop in store today!



NEW ARRIVALS



APPAREL



HEADWEAR



Ladies pink cap



Belingo cap



Rio cap



Harvester cap



Flash Hi Vis cap



Stockyard cap



Traction Cap cap


KIDS CORNER



Kids colouring book



A5 Sticker pack



Kids backpack



T8 tractor plush



T9 tractor plush



TT4 tractor plush

ACCESSORIES



Stubby holders



Bluetooth® speaker



Picnic blanket



Zenith sports bag



LEGALLY COMPLIANT WITH AUSTRALIAN STANDARDS

For an Australian, practicing and understanding fire safety and prevention methods is not only recommended, it's a necessity. Our environment means we're constantly faced with conditions that could ignite catastrophic damage within moments.

The inside chambers of agriculture equipment can climb to extreme temperatures, as is the nature of heavy-duty machinery. When chaff is picked up by fans or wheels and is caught inside, if they heat up, they can smoulder and catch on fire.

Checking your machines regularly to remove straw or grass build up is recommended, as well as checking spark arrestors are maintained. However even with diligent checks to your equipment, it's important to always be prepared for any scenario with the recommendation to always have at least two fire extinguishing options equipped to each machine.



FIRE EXTINGUISHERS AND BRACKETS

Part Number	Description
CH2040/17	Fire extinguisher 1.0kg ABE dry chemical 1A:10B:E
CH2062/17	Fire extinguisher 1.5kg ABE dry chemical 2A:30B:E
CH2055/17	Fire extinguisher 2.3kg ABE dry chemical 2A:40B:E
CH2058/17	Fire extinguisher 4.35kg ABE dry chemical 4A:60B:E
CH2060/17	Fire extinguisher 9.0kg ABE dry chemical 6A:80B:E
CH1013/17	Fire extinguisher 9.0lt 3A water
CH1013/17F	Fire extinguisher 9ltr water f/guard filled
CH9LFOAM-FF	Fire extinguisher 9.0lt foam 3A:20B
CH70074	Fire extinguisher vehicle bracket HD suits 2.5kg to 4.5kg
CH70076	Fire extinguisher vehicle bracket HD suits 9.0kg



BE SEEN-BE SAFE

Clear and well placed safety signage and labels are critical to your operation and the safety of your farm. Safety signage is designed to help keep everyone on the ground safe. We have a wide range of signs available to suit your every application that are made from a variety of materials including aluminium, metal, nylon and mesh.

Contact your local New Holland dealer to find out more.

OVER SIZE


**OVERSIZE
LOAD AHEAD**

ROAD TRAIN

LONG VEHICLE




**DO NOT OVERTAKE
TURNING VEHICLE**



**DO NOT OVERTAKE
TURNING VEHICLE**

**DO NOT
OVERTAKE
TURNING VEHICLE**





AS

WELL-ENGINEERED AS YOUR MACHINE

**THE OPTIMAL MECHANICAL PROTECTION PLAN
FOR YOUR HARD-WORKING EQUIPMENT.**

With ever-increasing productivity expectations, the demands on agricultural equipment has never been greater. No one understands this better than New Holland Agriculture. Which is why we've designed OptiCover - an extended warranty engineered for the hardest-working agricultural machines.

With flexible options, OptiCover is an enhanced protection plan that goes beyond the standard product warranty to offer optimal peace of mind should the unexpected occur. OptiCover provides the best protection against defects in materials and/or workmanship to safeguard against the risk of mechanical failure.

You can purchase OptiCover within 30 days from the date of delivery of your new equipment.



GREAT BENEFITS



FLEXIBILITY OF PLANS

OptiCover allows you to choose your protection plan to meet your individual needs.



QUALITY REPAIRS

All eligible repairs are carried out using genuine New Holland parts fitted by factory-trained technicians.



TRANSFERABLE PROTECTION

OptiCover plans remain with the machine and are capable of being transferred to the new owner if sold during the protection period*

*Please refer to your OptiCover Warranty Registration Document for further information.



FINANCING

When acquiring an OptiCover Plan with your next New Holland machine, speak with your dealer on a complete finance package.

Click here to access the full OptiCover brochure.



THE STRENGTH BEHIND YOU



0% INTEREST ON PARTS AND SERVICE



Don't delay, service today!

Don't put your important maintenance, repairs and services on hold, take advantage of our 0% interest offer on parts and service.

For full terms and conditions visit our website.

KEY FEATURES:

- 0% INTEREST RATE
- PAYMENT FLEXIBILITY FOR 16 MONTHS
- GST REPAID MONTH 4
- MINIMUM 15% DEPOSIT
- MINIMUM INVOICE AMOUNT \$10,000 INC. GST
- INCLUDES MAJOR REPAIRS SUCH AS ENGINE OR TRANSMISSION REPLACEMENT



THE STRENGTH BEHIND YOU

newholland.com/au

NEW HOLLAND
31-53 Kurrajong Road, St Marys NSW, 2760, Australia



New Holland Agriculture reserves the right to make improvements in design and changes in specifications at any time without notice and without incurring any obligation to install them on units previously sold. The specifications, descriptions and illustrative material contained herein are as accurate as known at time of publication but are subject to change without notice. Illustrations may include optional equipment and accessories and may not include all standard equipment.