

CX8

CX8.70 | CX8.80



Welcome to the world of super conventional combines.

The New Holland CX range has defined super conventional combine harvesting since its launch in 2001, and over 15,000 machines are testament to its enduring success. The CX8 range delivers super-sized productivity and has further elevated its already impressive capacity. Prepare yourselves for a ground-breaking industry first: Opti-Speed™ auto-adaptive variable speed strawwalkers for tailored separation excellence. Together with acclaimed features such as SmartTrax™, Opti-Fan™, Opti-Clean™ and Opti-Spread™ technology, your harvest is in safe hands.

Super conventional combine design

Today's CX flagship super conventional range has undergone an extensive testing programme in just about every crop and condition possible across the globe. We have tirelessly looked to get the most out of every feature so you can rely on your CX for ultimate productivity.



CX8: the ultimate super conventional combines

The six model CX8 range features the world's highest capacity conventional combine. Choose between five or six strawwalkers and a range of options to suit your operation.



Models	Grain header cutting width (m)	Maize headers Number of rows	Max Power (hp)	Number of Strawwalkers	Grain tank capacity (l)
CX8.70	5.18 - 10.67	6 / 8 / 12	364	6	11500
CX8.80	6.10 - 12.50	6 / 8 / 12	394	6	11500



CX8 range. Targets achieved.

Outstanding capacity

The CX8 range fully lives up to its title as the world's most powerful conventional combine, with up to 394hp on tap. The enlarged grain tank, up to 11,500 litres, and increased unloading speed enhance autonomy and harvesting flexibility. Unique in the industry Opti-Speed™ auto adaptive variable speed strawwalkers tailor separation to the individual crop, and offer up to 10% more capacity. Super capacity. Super-sized productivity.

Superior harvest quality

The gentle threshing action from New Holland's four drum threshing system gently, yet thoroughly, threshes each and every ear, whilst preserving straw quality. The powerful combination of Opti-Clean™ and Opti-Fan™ technology delivers clean grain, and has enhanced cleaning efficiency by up to 20%. Super quality. Super-sized consistency.

Absolute driving pleasure

The Harvest Suite™ Ultra cab has been designed to deliver ultimate harvesting comfort and ergonomics. The larger, 3.7m³ cab with 6.3m² of glass, almost 7% more than previous models, means more space and more glass add up to more comfortable and more precise harvesting. At 73dB(A) it is still the quietest cab on the market. The 26.4cm ultra-wide IntelliView™ IV colour touchscreen monitor can be positioned on the ideal viewing arc for every operator. If you are a night time harvester, the LED Lighting package enables true, 24 hour productivity.


PLM® Connect Telematics

Up to 27 work lights
including 26 LED lights

Harvest Suite™ Ultra cab

Four chain feeding system

Varifeed™ header





A history of modern combining by New Holland.

1992: Europe's first self-propelled conventional combine harvester rolled off the Zedelgem production line. The face of harvesting changed forever.

1955: In the early days of self-propelled combining, farmers needed small units, and the M73 satisfied their requirements, with a threshing drum of just 73cm. The only ever combine with a sub one metre drum.

1958: The M103 set new productivity records, with throughout of up to 7 tonnes per hour. Another impressive number: 27,510 M103s rolled off the production line in just under a decade.

1963: M140 was the first "modern" combine. Operator comfort and grain tank size were of prime importance. In order to increase productivity it was the first model with a 1.25m diameter drum and boasted five strawwalkers.

1970: Another harvesting revolution occurred: the advent of the rotary separator on the 1550 range. Forty years on, this technology is still used in flagship conventional combines today.

1977: 8000 series was the first to benefit from six strawwalker technology. Cab comfort, a reversible auger drive, Roto-Thresher™ for processing trailings and a double cascade cleaning shoe significantly upped the performance stakes.



Built in Zedelgem

The flagship CX8 models are built in Zedelgem, Belgium, home to New Holland's Centre of Global Harvesting Excellence. It was here, over 100 years ago, that Leon Claey's built his very first threshing machine that revolutionised the way farmers harvested. Zedelgem is synonymous with harvesting firsts, in 1952 it produced the first European self-propelled combine harvester. Today, yellow blooded engineers are committed to developing the next generation of harvesting products. The sophisticated product development process and the extensive knowledge of a dedicated workforce of a World Class Manufacturing facility ensure the CX8 range, together with all flagship harvesting products, the CR Twin Rotor™ combine, BigBaler Large square balers and FR forage harvester, continues to set the benchmark in harvesting.

1986: The TX30 range was designed for professional harvesting operations. Outstanding visibility was coupled with improved harvesting autonomy and intuitive monitors for outstanding harvesting performance.

1994: The TX60 developed up to 325hp and could be equipped with a mighty 9.14 metre header with lateral float technology.

2001: The sleek lines of the CX700 and CX800 range were first unveiled. The benchmark Harvest Suite™ cab was an immediate hit thanks to outstanding visibility and ergonomic excellence and this range was the first to offer PLM compatibility.

2007: The CX8000 range made fingertip harvesting possible with the introduction of the IntelliView™ II monitor alongside Tier 3 engines.

2010: The introduction of ECOBlue™ SCR technology delivered a mighty 10% reduction in fuel consumption.

2013: Opti-Speed™ auto adaptive variable speed strawwalkers are introduced on the CX7000 and CX8000 Elevation range. Tailored separation performance further enhances harvesting quality and productivity.

2015: The CX8 range celebrates 15 years of super conventional harvesting excellence with the introduction of the benchmark Harvest Suite™ Ultra cab.

1994



2001



2007



2010



2013



2015



Leading from the front.

New Holland knows that the harvesting process starts with the crop. How it enters the machine will determine the quality of the harvest, therefore, a vast range of grain headers to suit every type of crop and farm have been developed and built in-house to suit your needs. Headers are available in widths ranging from 5.18 - 12.50 metres and in a wide range of configurations that can be tailored to match your requirements.

Grain headers		CX8.70	CX8.80
High-Capacity grain header cutting width	(m)	5.18 - 9.15	6.10 - 9.15
Varifeed™ grain header cutting width	(m)	6.70 - 10.67	6.70 - 12.50
Superflex headers cutting width	(m)	6.10 - 10.67	6.10 - 10.67
Rice headers cutting width	(m)	5.18 - 7.32	5.18 - 7.32



Varifeed™ grain headers: adapt to all types of crop

- Varifeed™ header guarantees optimum harvesting quality and a uniform cut in fields of different crop heights
- Knives can be adjusted by a full 575mm in their fore-aft position for ideal feeding
- 660mm diameter auger with deep flights provides fast, smooth feeding
- Adjustable retracting fingers between each auger flight move the crop down and under the auger, for smooth, continuous feeding



For high field speeds: High Capacity headers

- High Capacity header has a large reel diameter and easy reel adjustments
- High speed knife and retractable feed auger fingers offer high field speed and ensure consistent feeding
- High Capacity rice header is available, featuring 50% thicker auger flights, which have been coated with Hardox to reduce wear



Flexibility for guaranteed harvesting efficiency

- The Superflex header is the default choice for undulating terrain
- The knife bed can flex a full 110mm in uneven fields to ensure a close cut and uniform stubble height
- The full-floating auger with deep flights provides fast, smooth feeding even in the heaviest crops
- Precise feeding and processing are a given with 1150 cuts per minute and the cab-based hydraulic fore and aft reel adjustment
- A pre-set ratio can be maintained between reel speed and ground speed, so that when ground speed changes consistent feeding is guaranteed



Fully integrated rape knives

- Optional 18 teeth rape knives can be quickly fitted to the Varifeed™ header
- Controlled through the IntelliView™ IV colour touchscreen monitor, they guarantee more efficient rape harvesting
- When not required, they can be stored in the dedicated bracket on board the header



Automatic Header Height Control

The advanced Automatic Header Height Control system is available in three operational modes:

- Compensation Mode uses a pre-established ground contact pressure that is hydraulically maintained to ensure efficient harvesting of laying or low growing crops such as peas and beans
- Automatic Stubble Height Control maintains a pre-set stubble height by using sensors located on the underside of the header together with the hydraulic header control cylinders
- The Autofloat™ system uses a combination of sensors that ensure the header follows uneven terrain and automatically adjusts its position hydraulically to maintain uniform stubble height and to prevent the header digging into the ground



Dual Stream™: advanced stubble management

- Dual Stream system fits directly onto 7.62 - 12.50 metre High Capacity and Varifeed™ headers
- The standard header continues to cut the upper section of the crop, and the second bank of self-sharpening knives are set at normal stubble height, to cut the intermediate 'double stubble' section
- This chopped material is then uniformly spread across the entire cutting width of even the largest headers
- Dual Stream technology can boost overall capacity by up to 15%, whilst reducing fuel consumption by up to 15%

A perfect match.

New Holland has developed a maize header line-up which has been engineered by design to perfectly match the CX8 operating profile. Following extensive field testing, both the rigid and flipup versions deliver improved harvesting productivity and reliability.

Maize header	CX8.70	CX8.80
Number of rows flip-up maize headers	6 - 8	6 - 8
Number of rows rigid maize headers	6 - 12	6 - 12



Modern maize headers for modern maize farming

- Upgraded maize header line-up satisfies the demands to boost productivity and harvesting efficiency
- Shorter points better follow ground contours to prevent 'run-down' of valuable crops
- The gills direct any loose kernels to the back to the header reducing waste
- The replaceable wear strips extend the headers lifespan and all points flip up on self-supporting gas struts for easy cleaning and maintenance



Flip-up or rigid: the choice is yours

- Rigid headers are available in 6, 8 and 12 row versions
- Flip-up versions are perfect for transport intensive operations and the 6 and 8 row variants fold within 3.5m



Stalk stomper tyre protection

- Optional Stalk Stomper kit is available for fixed or flip-up maize headers
- Tyre & track wear is reduced when harvesting maize by flattening the stubble in front of the wheels

Best-in-class stalk chopping

- Integrated stalk choppers can be fitted, perfect for minimum or zero tillage operations
- Maximum flexibility is guaranteed thanks to individual row engagement
- Widely accepted as the "best-in-class" by New Holland customers



Dependable operation

- All New Holland maize headers are designed for top harvesting performance in all crop conditions
- The stalk rolls have four knives for aggressive pulling down of any size stalks
- The deck plates are electronically adjustable from the cab to adapt to changing stalk and cob size
- Optional rotary dividers further enhance crop intake in laid maize crops






Enhanced feeding for more efficient harvesting.

The CX8 feeding system has been significantly upgraded to enhance its operation. The feeder now features four chains with connecting slats for improved, continuous crop flow. The elevator is exactly the same width as the main threshing drum for continuous even flow, which prevents bunching, for more efficient throughput. In order to ensure the CX8 voracious appetite is satisfied, the speed of the feed elevator has been increased by 5% and now tops 575rpm. Furthermore, the reinforced drives, construction and front face of the cradle have been strengthened to process the largest volumes of harvested crop from the 12.50 metre Varifeed headers.

IntelliCruise™ for increased productivity

- IntelliCruise™ Automatic Crop Feeding system automatically matches the forward speed to crop load
- A sensor on the straw elevator driveline continually monitors the demand placed on the header to guarantee the combine works at full capacity, independently of areas of differing yield



Non-stop stone protection

- The stone protection system simply knocks the stones into a dedicated trap before they reach the threshing drum
- The trap can be emptied using an easy to reach lever
- This system protects the combine and ensures crop purity



Unblocking in a matter of seconds

- Header blockages are instantly cleared by the hydraulic reversing system
- The entire header and elevator can be 'rocked' backwards and forwards to effectively unblock the machine



Best-in-class threshing performance.

Threshing is key when it comes to making every grain count. Thanks to the four drum technology gentle, yet efficient threshing is guaranteed. The largest threshing drum on the market with a diameter of 750mm threshes even the toughest ears at an unbeatable rate. The 111° wrap angle enhances separation and also delivers acres of concave space: 1.18m² on six strawwalker models and 0.98m² on five strawwalker variants. Tough on threshing. Gentle on the crop. Your passport to unsurpassed productivity, grain quality and straw quality!

Your combine remembers your crops

To reduce set-up time when switching between crops or when working in varying crop conditions, the CX8 features Automatic Crop Setting (ACS), with fifty crop specific settings. The operator either selects from pre-installed settings, or simply programmes two harvest parameters for each crop, including reel speed and position, Drum speed and concave setting, sieve opening and cleaning fan speed, and recalls these on the IntelliView™ IV monitor when required. Push button simplicity from New Holland.









The 750mm main drum can maintain optimal threshing action at low speed to reduce vibrations and to protect the drive line. The high inertia drum is perfect when operating in damp conditions or in uneven crops. The integrated rasp bars rub against the concave to further enhance separation.

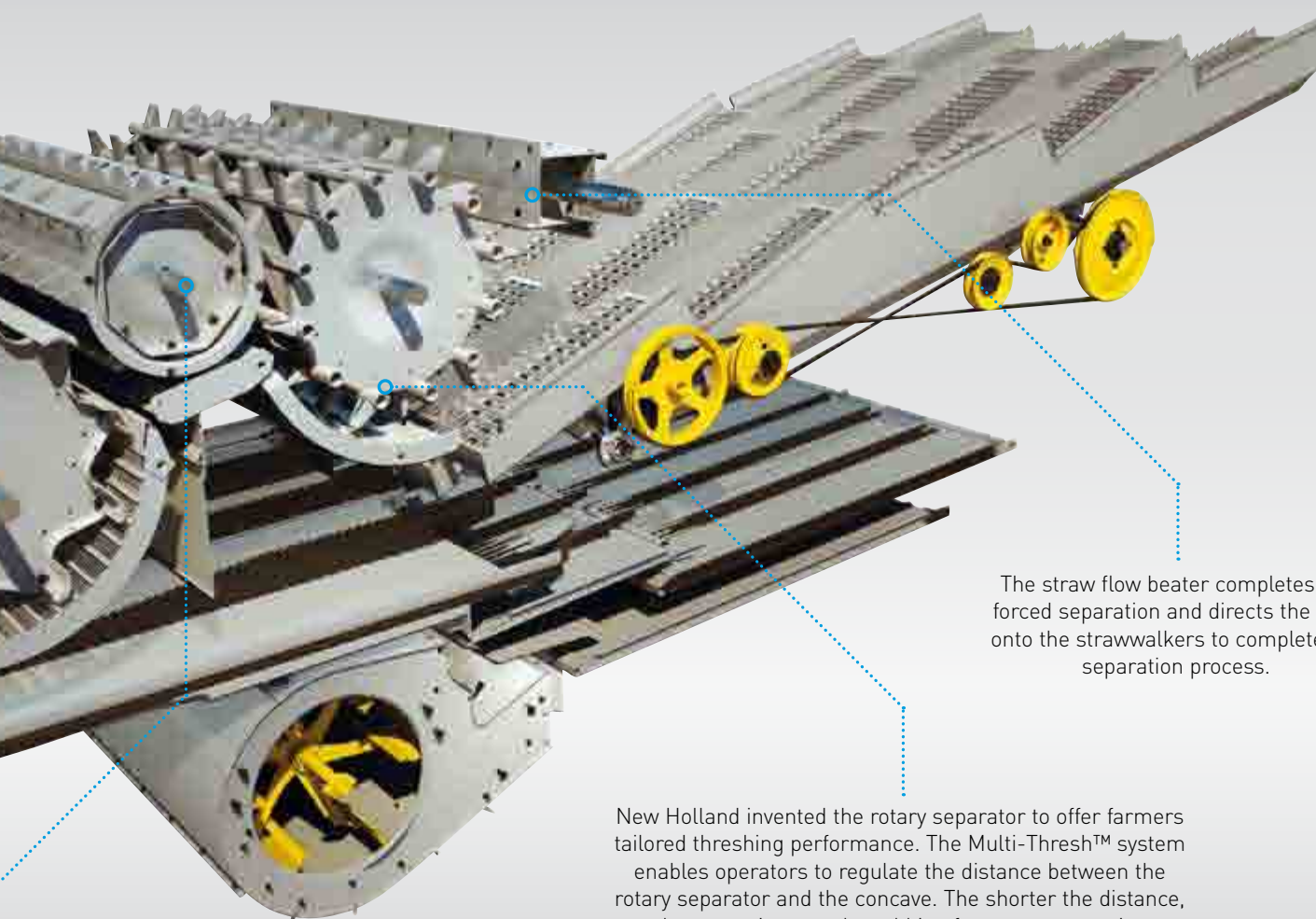
The beater's serrated teeth prevent mats forming in the crop to improve crop flow in all conditions, especially when harvesting marginal crops at high moisture levels.



Sectional concave: easy to manage, quick to change

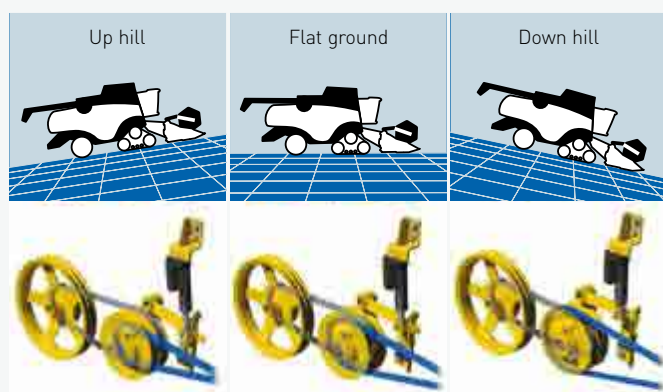
- Reducing the rebuilding time from 6 hours to 20 minutes, when switching between crops
- Various concave section combinations can be fitted to match a variety of crop types
- No need to remove the straw elevator

		Standard drum and small grain sectional concave
		Standard drum and standard maize sectional concave
		Standard drum and maize round bar sectional concave
		Universal drum and maize round bar sectional concave
		Universal drum and rice sectional concave



The straw flow beater completes the forced separation and directs the crop onto the strawwalkers to complete the separation process.

New Holland invented the rotary separator to offer farmers tailored threshing performance. The Multi-Thresh™ system enables operators to regulate the distance between the rotary separator and the concave. The shorter the distance, the more vigorous the rubbing for more aggressive separation. For long unbroken straw, the distance is increased. The integrated paddles force more grain through the concaves and deliver numerous direction changes to ensure every last valuable grain makes it into the tank.



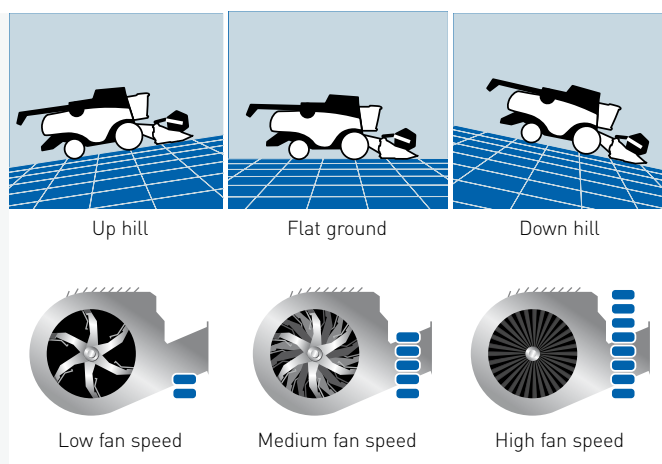
Opti-Speed™ variable speed strawwalkers: a New Holland exclusive

- Opti-Speed™ auto adaptive variable speed strawwalkers deliver up to a 10% productivity improvement
- Choose wheat, maize, rapeseed or rice setting, your CX8 will automatically regulate strawwalker speed in relation to the crop selected
- When travelling uphill strawwalker speed reduces to keep every grain inside the machine
- On downward gradients, the speed is increased to prevent clogging and inefficient separation
- The system continually dialogues with the Opti-Fan™ and Opti-Clean™ systems to fine tune the strawwalker speed from 170-240rpm

Outstanding cleaning performance.

Every farmer knows that clean grain is profitable grain. That is why the CX8 delivers the segment's cleanest grain sample. The New Holland exclusive Opti-Speed™ variable speed strawwalker system uses auto-adaptive technology to ensure precision separation of all grains, in all crops and in all conditions. Continual dialogue with the award winning Opti-Clean™ and Opti-Fan™ systems ensure that every grain is a clean grain. Super cleaning performance. The CX8 has got it covered.






Gravity defying Opti-Fan™ technology

- Opti-Fan™ system compensates for the gravitational effects on crop material
- Select the desired fan speed on flat ground and the system automatically adjusts it when going up or downhill to maintain cleaning performance
- When travelling on upward slopes the fan slows down to prevent sieve losses
- When tackling downhill gradients fan speed increases to prevent thick material build ups on the sieves

Outstanding cleaning performance

- The standard fixed-cleaning shoe, only available on six strawwalker models, is perfect for operations which harvest predominantly on flat ground
- The optional selflevelling cleaning shoe can be regulated from the comfort of the cab
- The cleaning shoe angle is automatically optimised by up to 17% to neutralise the effects of side slopes and prevent grain banking during headland turns



The cleanest grain for the highest rewards

- Opti-Clean™ system optimises the stroke and throwing angles in the cleaning system and improves cleaning capacity by up to 20%
- The grain pan, pre and top sieves operate independently to optimise the cascade for greater capacity, and the longer sieve stroke and steep throwing angle keep more material airborne, for higher cleaning efficiency
- The opposing motion of the grain pan and bottom sieve to the pre-sieve and the top sieve, reduces overall machine vibrations and increases operator comfort

Easy grain pan removal

- Maintaining the aggressiveness of the grain pan steps in difficult crops such as rape seed or maize may require regular cleaning
- The CX grain pan can be easily removed from the front of the machine

Precision airflow

- The CX8 range's unique paddle fan design generates the largest volume of air at a constant pressure, which is far superior to competitor alternatives
- The fan has two dedicated openings to direct a powerful stream of air to both the pre and top sieves for guaranteed cleaning performance

High volume grain management.

The 11,500 litre grain tank on the CX8.80 can hold 9% more grain than the previous model. Electronically folding grain tank covers come as standard and are activated from the comfort of the cab. Further benefits include reduced grain losses when working on steep inclines and grain is also protected during overnight storage. The bubbleup auger evenly distributes grain in the tank and renders air pockets and grain banks a thing of the past.

Grain tank		CX8.70	CX8.80
Folding covers capacity	(l)	9500/11500	11500





Longer, stronger and precise

- The unloading spout has been completely redesigned, and directs the crop in a forward and outward direction for better distribution and a longer unloading distance, which means taller, higher capacity trailers can be used
- All CX8 models feature a 1.3m optional unloading auger extension to further increase unloading flexibility
- Unloading speed has increased by 14% which means the largest 11500 litre grain tank can be emptied in under 2 minutes thanks to a 125 litre/second unloading speed



Robust option for abrasive crops

- For prolonged operation in abrasive crops such as rice, the CX8 can be specified with the 'abrasive option'
- The grain elevator, bubble-up auger and unloading auger are manufactured using heavy-duty materials to withstand prolonged operation



Keep an eye on your grain

- New Holland has designed a 910 x 550mm viewing window in the cab
- You can also keep an eye on the grain tank fill level, which is displayed on the IntelliView™ IV monitor
- A grain flap, accessible from the operator's platform, allows manual sampling



Flexible solutions right for your operation.

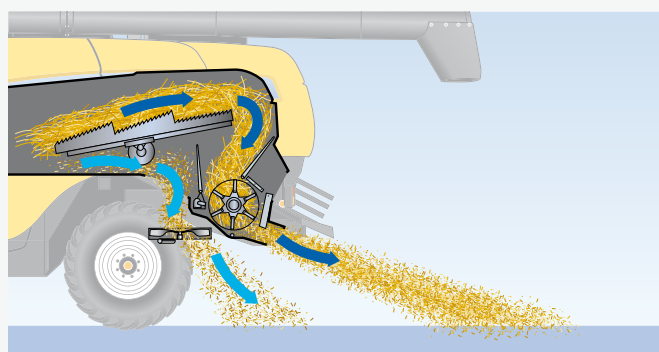
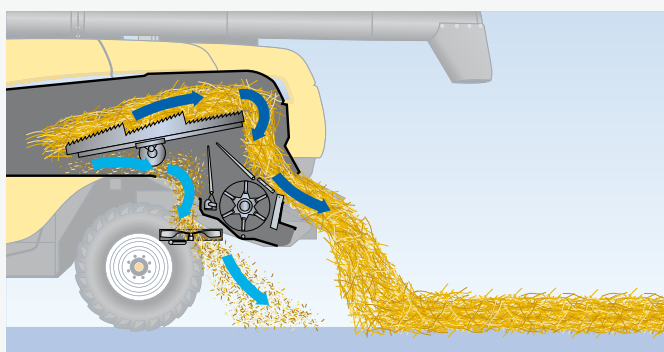
The CX8 range offers complete and comprehensive residue management options that can be tailored for different types of crop and cultivation methods. An optional dedicated button on the right hand side console enables you to switch between chopping and rowing. This is in addition to the traditional mechanical method which entails using a dedicated ergonomic lever. No need for tools. No need to change components. No need to even get out of the cab. Simple. Fast. Typically New Holland.





Opti-Spread™ system: spreading wide. Always.

When using the largest 12.50m Varifeed™ header on the CX, a dedicated and powerful straw spreading system is a must. The optional Opti-Spread™ straw spreader mounted behind the straw chopper easily meets any spreading width requirement. This system has been further enhanced with the addition of Dual-Chop™ technology. All residue passes through a dedicated rake containing razor sharp blades to ensure a superfine chop of all material. This is perfect for minimum or no tillage operations that employ direct cultivation techniques. The Opti-Spread™ system is controlled from the cab, and the two powerful discs can be adjusted to counteract any wind or side-slope impact.



Perfect bales

- The Multi-Thresh™ system guarantees gentle crop handling, maintaining straw structure and minimizing breakages
- The twin-disc chaff spreader can spread the chaff or direct it onto the ground, under the straw to be baled

Spreading wide. Always.

- The Dual-Chop™ system features a rake through which razor sharp blades pass to ensure superfine chopping of all material
- The powerful spreading discs evenly distribute the chopped straw across the entire width of the header



Powerful. Respect. For you. For your farm. For the future.

Power saving drivelines

- Overall reliability and low power consumption are the result of proven, direct drivelines and the four-speed hydrostatic transmission
- Positorque variators on the CX8 range offer uncomplicated efficient technology providing more power for harvesting when compared to heavy power sapping CVT competitor alternatives



Vast tyre offering and top 40kph transport speed

- Choose the narrowest 710/70R42 tyres to meet strict transport widths and to negotiate narrow gateways
- Massive 1050/50R32 tyres offer unsurpassed floatation performance
- 40kph ECO transport speed and differential lock are available across the range



Super tight turning

- The CX8 compact design and impressive steering angle, gives it a turning circle of a mere 4.6m
- The 710/60R30 steering tires reduce compaction and improve traction
- The optional four wheel drive variant now features two speeds to tackle the most extreme conditions



Sustainable Efficient Technology

SmartTrax. Reduced compaction. Superior comfort.

The SmartTrax™ system has been engineered by design to offer 57% reduced ground pressure thanks to its triangle structure for improved traction and reduced compaction.

The positive lugs on the inner side of the tracks maintain physical contact with the drive wheel for the ultimate in efficient power transmission.


SmartTrax™ with Flex Technology: terrain following excellence

The entry-level tracks feature the same design as the advanced SmartTrax™ with Terraglide™ suspension technology. The Flex Technology features two pairs of jointed rollers which can pivot and rotate both laterally and vertically to perfectly follow the ground contours. Ideal when working on uneven terrain, outstanding traction is guaranteed. This technology enables a top transport speed of 30kph.

SmartTrax feature an automatic continuous heavy duty tensioning system which ensures that the correct track tension is always maintained. Moreover, the tensioning system is completely separate from the drive wheel, for ultimate simplicity and reliability.

SmartTrax™ with Terraglide™ suspension: your comfort partner

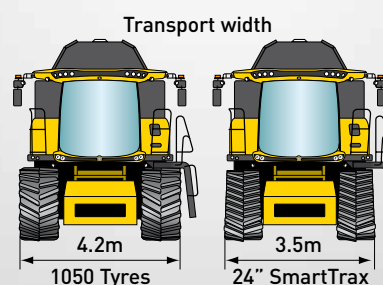
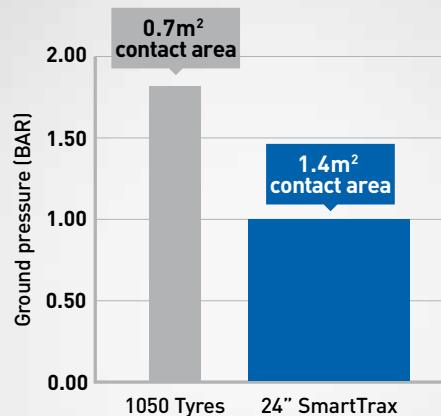
The SmartTrax™ rubber tracks with Terraglide™ suspension bring New Holland's acclaimed suspension technology to tracks. Not available on CX8.70 models, but optional on all other models, they are available in 24", 28.5" and 34" width. This option enables a top transport speeds of 40kph.





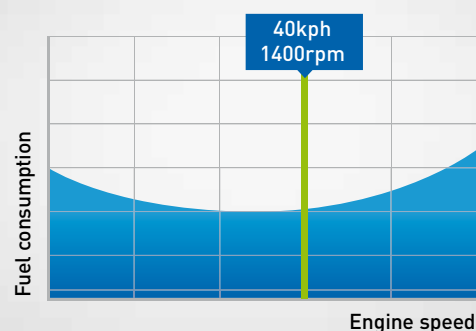
- Two pairs of hydraulic suspended rollers work together to produce a smooth ride and improved transport safety because the rollers oscillate to follow the road camber. A longer track length offers a larger overall footprint for reduced field compaction

The SmartTrax triangle design, together with the rubber cleats on the outer belt, ensure a positive contact with the soil and unsurpassed traction when working on the steepest slopes or in the wettest or dustiest conditions.



A track to suit your needs

SmartTrax are available in two widths to suit your operation: standard 24" and for those working in demanding conditions, a 28.5" option is available. SmartTrax offer your operation numerous benefits including enhanced stability, 100% increase in contact area when compared to tyres, all whilst maintaining manoeuvrability within the 3.5 metre transport width.

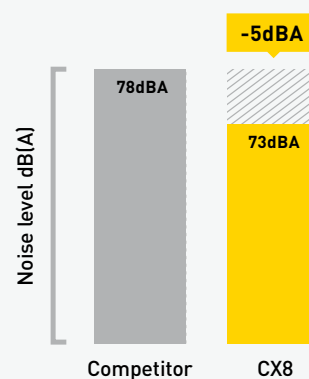


Saving time. Saving fuel.

With a top transport speed of 40kph at a mere 1400 engine rpm, the CX8 range, when fitted with SmartTrax™ with Terraglide™ suspension, is the obvious choice for operations looking to enhance productivity, with more time in the field and less time on the road, and to save on their fuel bills. Fuel economy is further enhanced by the super low rolling resistance, which offers significant savings over competitor solutions.

A new benchmark for harvesting comfort.

The CX8 range of combines offers you a home away from home during long harvesting days. The Harvest Suite™ Ultra cab is completely new from the floor up and is the fruit of extensive customer consultation. The cab volume has increased to 3.7m³ and boasts 6.3m² of glass, 7% more than previous models. You can enjoy all that space in the peace and quiet of the near silent 73dB(A) cab.





A place for everything

- A large compartment behind the operator is perfect for stowing away essential documentation



Stay refreshed on the hottest days

- The large portable fridge under the instructor seat can be easily removed for replenishment
- Air conditioning comes as standard, or upgrade to the optional Automatic Climate Control system which automatically adjusts fan speed to guarantee accurate temperature control



360° panoramic view

- The Harvest Suite™ Ultra cab's wide curved window offers a perfect view
- The floor slopes down into the front windscreen so that you have a clear view of the edge of the header
- Standard electric mirrors present a wide viewing arc to the sides and rear
- Up to three optional viewing cameras can be managed through the IntelliView™ IV monitor, and one has been pre-wired for reversing

Effortlessly maximising performance.

Intelligent and intuitive automation saves times and enhances harvesting performance. The CommandGrip™ multifunction handle means you can perform a full day of harvesting with minimum fatigue. All key machine and header parameters can be controlled, including header height, reel position and unloading engagement. The right hand console contains less frequently used functions, which are laid out in an ergonomic and logical manner. Machine functions can be analysed at a glance courtesy of the colour IntelliView™ IV monitor.



Shift button and ground speed unlock (behind)



Forced based movement enables the operator to change speed and direction

Wide-screen harvesting

The ultra-wide 26.4cm IntelliView™ IV colour touchscreen monitor is fixed on rollers which can move along an ideal viewing arc so you can position it where you want. This intuitive, colour touchscreen displays and monitors all combine functions and parameters which can be easily adjusted by touching the screen. A second screen can be installed on request and is perfect for IntelliSteer® auto guidance tasks and mapping follow up.



Please, take a seat.

New Holland brings to you the best-in class seat offering, with three different models providing you with a comprehensive choice. All seats benefit from improved cushioning. These firmer, more durable seat cushions provide outstanding comfort whatever the terrain. A standard, full-sized upholstered instructor seat folds down to provide a work surface when not in use.



Leather seat

- The top of the range leather trimmed seat features all the above and extended vertical travel and automatic weight adjustment absorbs the most severe bumps to offer the ultimate in operator comfort and style



Standard seat

- The standard wide cloth trimmed seat provides exceptional features and ensures all operators will stay comfortable throughout the longest harvesting day



Deluxe cloth seat

- The optional deluxe cloth trimmed seat with heating and active ventilation is perfect for the hottest days and the coldest nights, and features fore/aft movement

The most powerful combine lighting package.

The CX8 lighting package has raised the lighting bar, and can deliver up to a total of 48,000 lumens. The spread of light has been engineered for maximum visibility of the entire header and the field ahead. You can also get off of your combine in complete safety courtesy of the entrance light, which remains on for 30 seconds after you've switched the combine off.



- The CX8 lighting package offers up to 27 work lights including 26 LED lights
- A powerful all new LED 'row finder' light is positioned in the centre of the roof, to enable operators to identify individual rows when harvesting at night




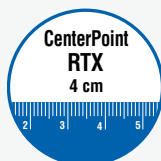
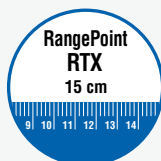
- Rear lamps enable operators to monitor residue and two lamps located on the side panel illuminate the rear axle to prevent crushing standing crop and to assist when manoeuvring



- You have the choice between Halogen and LED working lights and an additional long distance LED lighting package is available
- The long distance led lights offer an incredible range of up to 400m

New Holland guidance systems to match your needs.

A full range of guidance solutions are available from New Holland and include manual and assisted guidance. You can even specify your CX8 with fully integrated IntelliSteer® auto guidance direct from the factory to start saving money from your first run. Fully compatible with the most accurate RTK correction signals, IntelliSteer can guarantee pass-to-pass and year-to-year accuracy as low as 1-2cm. SmartSteer™ crop edge guidance and automatic row guidance for maize headers are just some of the numerous options which are designed to increase your harvesting efficiency and productivity.



Levels of accuracy and repeatability

New Holland offer multiple levels of accuracy. This enables you to select the right IntelliSteer® system to match your needs and budget. When using RTK correction with IntelliSteer you can enjoy guaranteed year on year repeatability.

RTK base station

An RTK base station can be used to broadcast a correction signal to achieve a pass to pass accuracy of 1-2cm.



NH 372 receivers

- New Holland 372 antenna receives both DGPS and GLONASS signals and is fully compliant with EGNOS, OmniSTAR, RTX, or RTK correction
- For RTK applications, a slim profile radio is mounted underneath the receiver. The antenna is positioned on the top of the grain tank to improve signal reception



IntelliView™ - visible intelligence

- The ultra-widescreen 26.4cm IntelliView™ IV colour touchscreen monitor can be used to manage the optional IntelliSteer® autoguidance system
- The IntelliView™ monitors enable fingertip programming of a variety of guidance paths, from straight A-B runs to complex adaptive curves
- Settings can be personalised and data transfer is possible using PLM® Connect File Transfer and PLM desktop software packages



Maize guidance

- Maize headers can be specified with automatic row guidance to keep the combine perfectly on course
- Two sensors continuously monitor the position of the crop entering the header, and automatically guide the combine to ensure true perpendicular entry even in poor visibility or at high speeds
- The system can be linked to a GPS positioning system, which can distinguish between cut and uncut rows, to facilitate night-time harvesting and skip row functionality



SmartSteer™ System

- By scanning the edge between the cut and uncut crop with a laser eye, the SmartSteer™ auto guidance system automatically guarantees the header is always full, and allows the operator to concentrate on other combine functions to maintain maximum performance

Integrated yield and moisture sensing.

The CX8 range of combines have been engineered by design with precision farming features right at its very heart. Yield information is continually updated and displayed on the IntelliView™ IV monitor. This data can be stored, downloaded and analysed with PLM® Connect telematics precision farming software to establish accurate yields maps. These can be used to fine tune inputs to maximise yields and minimise input costs.



Real time moisture sensing

- New Holland's moisture sensor measures grain moisture in real time
- Samples are taken every 30 seconds and the data is sent to the IntelliView™ IV monitor
- The operator is kept continually informed and can adapt machine parameters accordingly



Yield mapping

- The exclusive patented, high accuracy yield sensor developed by New Holland neutralises the rubbing effect of grain, and is generally recognised as the best in class
- The sensor generates an extremely accurate yield measurements regardless of the variety or the moisture content of the kernel
- Furthermore, calibration is performed just once a season

Telematics: manage your machine from the comfort of your office.

PLM® Connect enables you to connect to your CX and view over 74 machine parameters from the comfort of your office. The new wireless file transfer feature allows easy and secure data transfer to and from your machines. This means easier access or transfer of data such as guidance lines, boundaries, coverage maps, yield and moisture data. In short, PLM® Connect will help you to reduce your fuel bills and improve fleet management and security in one simple package.



My New Holland

Manage your PLM applications and your entire farm operation, equipment and support through one centralized location. MyNewHolland.com provides the infrastructure to connect your farming operation and share information, while using PLM® Connect telematics to manage your fleet logistics, utilization and productivity. Key My New Holland features include:

- PLM Connect
- PLM Customer Support
- Product guides and manuals
- Warranty documents
- PLM training materials
- Frequently Asked Questions

New Holland offers a variety of precision farming packages which will enable you to tailor your inputs to reduce your costs and increase your yields. This information is recorded in real time by your machine during working, and it is simply and efficiently transferred for analysis by the computer package from the IntelliView™ IV monitor via the complementary 4GB USB stick, which is large enough to record data from over 600 - 700 harvesting hectares.

360°: CX8

The CX8 range has been designed to spend more time working and less time in the yard. After all, we all know how precious time in the field is during short harvesting seasons. All service points are easy to access, and the service intervals are exceptionally long. To ensure optimal lubrication at all working positions, operators can select the variator lube function at the touch of a button.



The entire inside of the combine can be cleaned using the Cleanout function. The sieves, concaves and drum are fully cleaned. Perfect when switching between crops or when harvesting for seed.

The fuel and 170 litre AdBlue tanks are conveniently located next to each other to facilitate simultaneous filling.

Engine and hydraulic oil can be checked at a glance, without the need to open any panels.

Wide opening rotary dust screen and optional air compressor simplify cleaning of the cooling package.



The air filter is easily accessible from the engine platform.

Easy ground-access to all oil filters and drain points and centralised greasing banks.

Self-supporting, fully opening shielding.



The integrated water tank is placed ideally for washing hands before cab entry.



Dealer Installed Accessories

A comprehensive range of approved accessories to optimise machine performance in all conditions can be supplied and fitted by your dealer.

Beyond the product.

Trained to give you the best support

Your dedicated New Holland dealer technicians receive regular training updates. These are carried out both through on-line courses as well as intensive practical field based courses. This advanced approach ensures your dealer will always have access to the skills needed to look after the latest and most advanced New Holland products.



Unlimited support for unlimited satisfaction

New Holland gives you all the support you need, especially during the season with fast-track solutions: because your harvest can't wait! In addition, New Holland drives and tracks the solution you need, keeping you informed: until you are 100% satisfied!



Do not risk your machine's life. Always choose CNH Industrial Genuine Parts!



**PARTS
& SERVICE**

Models

CX8.70

CX8.80

Grain header			
Cutting width: High-Capacity grain header	(m)	5.18 - 9.15	6.10 - 9.15
Varifeed™ grain header	(m)	6.70 - 10.67	6.70 - 12.50
Superflex header	(m)	6.10 - 10.67	6.10 - 10.67
Knife speed Standard	(cuts/min.)	1150	1150
Varifeed grain header	(cuts/min.)	1300	1300
Spare knife and spare bolted knife sections		●	●
Feeding auger with full-width retractable fingers		●	●
Reel diameter	(m)	1.07	1.07
Electro-hydraulic reel position adjustment		●	●
Automatic reel speed synchronisation to forward speed		●	●
Hydraulic quick coupler (single location)		●	●
Maize headers			
Number of rows flip-up maize headers		6 - 8	6 - 8
Number of rows rigid maize headers		6 - 12	6 - 12
Integrated stalk choppers		○	○
Rotary dividers		○	○
Header control systems			
Automatic stubble height control		Automatic	Automatic
Compensation mode		●	●
Autofloat™ system		●	●
Straw elevator			
Number of chains		4	4
Power Reverse hydraulic header and elevator reverser		hydraulic	hydraulic
Lateral flotation		●	●
Front face adjustment		○	○
Harvest Suite™ Ultra cab glass area	(m²)	6.3	6.3
Cab category level - EN 15695		2	2
Halogen working lighting pack		○	○
LED working lighting pack		○	○
LED long distance lights		○	○
Standard cloth trimmed seat with air-suspension		●	●
Deluxe cloth trimmed heated air-suspension seat with Active Ventilation		○	○
Leather trimmed heated air-suspension seat with Active Ventilation		○	○
Instructor seat		●	●
Leather Steering wheel		○	○
CommandGrip™ handle		●	●
IntelliView™ IV monitor with adjustable position		●	●
2 nd IntelliView™ IV monitor		○	○
Wide Angle Shatterproof Mirrors		●	●
3 viewing cameras		○	○
ACS (Automatic Crop Settings)		●	●
Air-conditioning and coolbox		●	●
Automatic climate control		○	○
Heating		○	○
Removable fridge		●	●
MP3 Bluetooth radio (hands free phone calls)		○	○
4 speaker system		●	●
Optimum Cab Noise level - 77/311EEC	(dB(A))	73	73
New Holland Precision Land Management systems			
PLM Connect Telematics		○	○
Guidance systems			
SmartSteer™ automatic guidance system		○	○
IntelliSteer® ready automatic guidance system		○	○
IntelliCruise™ system		○	○
Automatic row guidance system for maize headers		○	○
Precision farming			
Moisture measuring		○	○
Yield measuring and moisture measuring		○	○
Full Precision farming package including:			
Yield measuring and moisture measuring, DGPS yield mapping		○	○
PLM® Desktop software and software support service		○	○
Threshing drum			
Width	(m)	1.56	1.56
Diameter	(m)	0.75	0.75
Standard Type / Universal Type		● / ○	● / ○
Number of bars		10	10
Speed range	(rpm)	305 - 905	305 - 905
Drum concave			
Sectional Concaves		○	○
Area	(m²)	1.18	1.18
Number of bars		16	16
Wrap angle	(degrees)	111	111
Beater			
Four paddle and four teeth drum diameter	(m)	0.475	0.475
Beater concave area	(m²)	0.29	0.29
Rotary Separator			
Diameter	(m)	0.72	0.72
Speed	(rpm)	387 / 700	387 / 700
Quick speed change without tools		●	●
Concave area (including rake)	(m²)	0.93	0.93
Multi-Thresh™ system		●	●
Total powered separation area	(m²)	2.54	2.54
Straw Flow™ beater		●	●

Models

CX8.70

CX8.80

Strawwalkers			
Number		6	6
Opti-Speed™ variable strawwalkers		●	●
Separation area	[m²]	5.93	5.93
Cleaning			
Self-levelling cleaning shoe		○	○
Opti-Clean™ cleaning system***		●	●
Grain pan removable from front		●	●
Pre-cleaning system		●	●
Total sieve area under wind control	[m²]	6.5	6.5
Remote control sieve setting		●	●
Cleaning fan			
Opti-Fan™ system		●	●
Number of blades		6	6
Self-levelling cleaning shoe drive		Hydraulic	Hydraulic
Fixed cleaning show drive		Mechanical	Mechanical
Self-levelling cleaning shoe variable speed range	[rpm]	200 - 1100	200 - 1100
Fixed cleaning show variable speed range - Optional Low	[rpm]	210 - 495	210 - 495
- Standard High	[rpm]	500 - 945	500 - 945
Double outlet fan		●	●
Electrical speed adjustment from the cab		●	●
Return system			
Roto-Thresher™ system	(Number of rotors)	2	2
Returns indication on IntelliView™ IV monitor		●	●
Grain elevator			
High Capacity grain elevator with heavy duty chain & flaps		●	●
Grain tank			
Folding covers capacity standard / optional	[l]	9500/11500	11500
Central filling, folding bubble-up extension		●	●
Unloading auger			
Overtop unloading		●	●
Unloading speed	[l/s.]	125	125
Grain sample inspection door		●	●
Grain tank fill warning device		●	●
Unloading auger swivel reach	[degrees]	105	105
Electrical			
12 volt alternator Standard/Optional	[Amps]	190	190
Battery capacity	[CCA / Ah]	730 / 2x107	730 / 2x107
Engine*			
Compliant with emission regulations		FPT Cursor 9*	FPT Cursor 9*
Capacity	[cm³]	8700	8700
Injection system		Common Rail	Common Rail
Gross engine power @ 2100rpm - ISO 14396 - ECE R120	[kW/hp(CV)]	240/326	260/354
Max. engine power @ 2000rpm - ISO 14396 - ECE R120	[kW/hp(CV)]	268/364	290/394
Electronic governor type		●	●
Fuel consumption measuring and read-out on IntelliView™ IV monitor		●	●
Air compressor		○	○
Engine rotary air screen blow off system		○	○
Fuel tanks			
Diesel capacity / AdBlue capacity	[l]	750	1000
Transmission			
Hydrostatic		●	●
4 speed gearbox		●	●
Remote gearshifting		●	●
Differential lock		●	●
Powered rear wheels		○	○
Maximum speed standard / optional	[kph]	30 / 40	30 / 40
SmartTrax™ system		-	○
SmartTrax™ rubber tracks with Terraglide™ suspension		-	○
Residue management			
Integrated straw chopper		○	○
Remote adjustable deflectors		○	○
Chaff spreader		○	○
Opti-Spread™ residue management		○	○
Weight			
Standard version on tyres, less header and less strawchopper	[kg]	15507	15538

● Standard ○ Optional – Not available * Developed by FPT Industrial

** Biodiesel blend must fully comply with the latest fuel specification EN14214:2009 and operation is in accordance with operator manual guidelines

Model Dimensions

CX8.70^[B] / CX8.80

		Tyres		SmartTrax with Terraglide Suspension	
		800/65R32	900/60R32	28.5"	34"
With traction wheels / tracks ^[A]					
Ground contact area	[m²]	-	-	1.77	2.11
Max height in transport position	[m]	3.92	3.96	3.96	3.96
Max width - transport	[m]	3.7	3.9	3.69	3.97
Max length with extended unloading tube w/o header	[m]	9.07	9.07	9.07	9.07

[A] Traction wheels other than those mentioned are also available: 710/70R42, 800/65R32, 900/60R32, 900/65R32 [Rice tyre], 800/70R32, 900/60R32, 800/70R38, 900/60R38 1050/50R32 SmartTrax with Terraglide Suspension 28.5" and 34" [B] SmartTrax not available

New Holland.
A real specialist in your agricultural business.



AT YOUR OWN DEALER

New Holland prefers **AGRIUM** lubricants



Visit our website: www.newholland.com
Send us an e-mail: international@newholland.com



The data indicated in this folder are approximate. The models described here can be subjected to modifications without any notice by the manufacturer. The drawings and photos may refer to equipment that is either optional or intended for other countries. Please apply to our Sales Network for any further information. Published by CNHI INTERNATIONAL SA. Brand Marketing and Communication. Bts Adv. - 02/17 - (Turin) - AP6205N/INB