

# CX7 & CX8

CX7.80 | CX7.90 | CX8.70 | CX8.80 | CX8.90



CX threshing system with  
new Ultra-Flow™ staggered drum



## New CX. Tons of versatility.

The New Holland CX range has defined super conventional combine harvesting since its launch in 2001, and almost two decades on, New Holland has decided to redefine harvesting productivity. The CX7 & CX8 range delivers super-sized productivity and has further elevated its already impressive capacity. The all new optional, award winning Ultra-Flow™ staggered drum improves threshing performance, with smoother crop flow, quieter operation, reduced fuel consumption and up to 10% capacity increase. Added to this are a host of in-cab controls, allowing management of the rotary separator to give 10% higher daily productivity, the sieve opening and chop or swath selection. These new features are in addition to the industry leading technologies of Opti-Speed™ auto-adaptive variable speed strawwalkers for tailored separation excellence, SmartTrax™, Opti-Fan™ and Opti-Clean™ technology. Your harvest is in safe hands.

### Super conventional combine design

Today's CX flagship super conventional range has undergone an extensive testing programme in just about every crop and condition possible across the globe. We have tirelessly looked to get the most out of every feature so you can rely on your CX for ultimate productivity.



## MYPLMCONNECT

### MyPLM®Connect Telematics

MyPLM®Connect telematics allows you to stay in touch with your machine at all times from the comfort of your office, enabling you to send and receive real time information which saves time and enhances productivity. A three year subscription comes as standard or a 5 year subscription is available as an optional upgrade.

### CX7 & CX8: the ultimate super conventional combines

The five model CX7 and CX8 range features the world's highest capacity conventional combine. Choose between five or six strawwalkers and a range of options to suit your operation.



Models	Grain header cutting width (m)	Maize headers Number of rows	Max Power (hp)	Number of Strawwalkers	Grain tank capacity (l)
CX7.80	4.57 - 9.15	5 / 6 / 8	340	5	9000
CX7.90	4.88 - 9.15	6 / 8 / 12	374	5	10000
CX8.70	5.18 - 10.67	6 / 8 / 12	374	6	11500
CX8.80	6.10 - 12.50	6 / 8 / 12	415	6	11500
CX8.90	6.10 - 12.50	6 / 8 / 12	460	6	12500





# CX7 & CX8 range.

## Outstanding capacity

The CX7 & CX8 range is New Holland's most powerful conventional combine, with up to 460hp on tap. The new, optional, award winning Ultra-Flow™ staggered drum improves threshing performance, with smoother crop flow, quieter operation, reduced fuel consumption and 10% higher capacity. The enlarged grain tank, up to 12,500 litres, and increased unloading speed enhance autonomy and harvesting flexibility. Unique in the industry Opti-Speed™ auto adaptive variable speed strawwalkers tailor separation to the individual crop, and offer up to 10% more capacity. Super capacity. Super-sized productivity.

## Superior harvest quality

The gentle award winning threshing action from New Holland's four drum threshing system gently, yet thoroughly, threshes each and every ear, whilst preserving straw quality. New in-cab controls manage the rotary separator, the sieve opening and the chopping/swathing selection. The powerful combination of Opti-Clean™ and Opti-Fan™ technology delivers clean grain, and has enhanced cleaning efficiency by up to 20%. Super quality. Super-sized consistency.

## Lower operating costs

The CX range benefits from industry leading technology for emissions compliance. The entire CX range is fitted with ECOBlue™ HI-eSCR 2 technology to comply with the most stringent Stage V emissions regulations to date and maintains the outstanding performance you've come to expect of the CX range. When combined with long, 600 hour service intervals, and the SmartTrax™ system for reduced soil compaction, more money stays in your pocket.

## Absolute driving pleasure

The Harvest Suite™ Ultra cab has been designed to deliver ultimate harvesting comfort and ergonomics. The larger, 3.7m³ cab with 6.3m² of glass, almost 7% more than previous models, means more space and more glass add up to more comfortable and more precise harvesting. At 73dB(A) it is still the quietest cab on the market. The 26.4cm ultra-wide IntelliView™ IV colour touchscreen monitor can be positioned on the ideal viewing arc for every operator. If you are a night time harvester, the LED Lighting package enables true, 24 hour productivity. This is all combined with a new, automotive inspired interior.

IntelliSteer® guidance with IntelliTurn™  
automatic end of row turning

IntelliField™ boundary, map & guidance  
line data inter-vehicle sharing

Up to 12,500 litre grain tank


MyPLM®Connect Professional package  
Telematics as standard

Up to 27 LED work lights

Harvest Suite™ Ultra cab

Four chain feeding system

New optional gauge wheels on  
10.67m & 12.5m Varifeed™ header







Four drum technology including new optional AgriTechnica silver medallist Ultra-Flow™ staggered drum design

Opti-Speed™ technology

NutriSense™ NIR sensor nutrient analysis technology

Up to 460hp Cursor engine with ECOBlue™ HI-eSCR 2 Stage V technology

Self Levelling Cleaning Shoe

Dual-Chop™ technology

Opti-Clean™ system

Opti-Fan™ technology

New productivity enhancing offset auger design

SmartTrax™ with Flex technology or SmartTrax™ with Terraglide™ suspension available



# A history of modern combining by New Holland.

**1952:** Europe's first self-propelled conventional combine harvester rolled off the Zedelgem production line. The face of harvesting changed forever.

**1955:** In the early days of self-propelled combining, farmers needed small units, and the M73 satisfied their requirements, with a threshing drum of just 73cm. The only ever combine with a sub one metre drum.

**1958:** The M103 set new productivity records, with throughout of up to 7 tonnes per hour. Another impressive number: 27,510 M103s rolled off the production line in just under a decade.

**1963:** M140 was the first "modern" combine. Operator comfort and grain tank size were of prime importance. In order to increase productivity it was the first model with a 1.25m diameter drum and boasted five strawwalkers.

**1970:** Another harvesting revolution occurred: the advent of the rotary separator on the 1550 range. Forty years on, this technology is still used in flagship conventional combines today.

**1977:** 8000 series was the first to benefit from six strawwalker technology. Cab comfort, a reversible auger drive, Roto-Thresher™ for processing trailings and a double cascade cleaning shoe significantly upped the performance stakes.

**1986:** The TX30 range was designed for professional harvesting operations. Outstanding visibility was coupled with improved harvesting autonomy and intuitive monitors for outstanding harvesting performance.

**1994:** The TX60 developed up to 325hp and could be equipped with a mighty 9.14 metre header with lateral float technology.





## Built in Zedelgem

The flagship CX7 & CX8 models are built in Zedelgem, Belgium, home to New Holland's Centre of Global Harvesting Excellence. It was here, over 100 years ago, that Leon Claeys built his very first threshing machine that revolutionised the way farmers harvested. Zedelgem is synonymous with harvesting firsts, in 1952 it produced the first European self-propelled combine harvester. Today, yellow blooded engineers are committed to developing the next generation of harvesting products. The sophisticated product development process and the extensive knowledge of a dedicated workforce of a World Class Manufacturing facility ensure the CX7 & CX8 range, together with all flagship harvesting products, the CR Twin Rotor™ combine, BigBaler Large square balers and FR forage harvester, continues to set the benchmark in harvesting.

**2001:** The sleek lines of the CX700 and CX800 range were first unveiled. The benchmark Harvest Suite™ cab was an immediate hit thanks to outstanding visibility and ergonomic excellence and this range was the first to offer PLM compatibility.

**2007:** The CX8000 range made fingertip harvesting possible with the introduction of the IntelliView™ II monitor alongside Tier 3 engines.

**2010:** The introduction of ECOBlue™ SCR technology delivered a mighty 10% reduction in fuel consumption.

**2013:** Opti-Speed™ auto adaptive variable speed strawwalkers are introduced on the CX7000 and CX8000 Elevation range. Tailored separation performance further enhances harvesting quality and productivity.

**2015:** The CX7 & CX8 range celebrates 15 years of super conventional harvesting excellence with the introduction of the benchmark Harvest Suite™ Ultra cab.

**2019:** Introduction of ECOBlue™ HI-eSCR 2 technology for Stage V compliance.

**2020:** Launch of the new CX range with all new, optional, Agritechnica silver award winning Ultra-Flow™ staggered threshing drum technology which enhances capacity, reduces fuel consumption and blockages and makes for quieter harvesting.

1994



2001



2007



2010



2013



2015



2019

**HI-eSCR2**


# Leading from the front.

New Holland knows that the harvesting process starts with the crop. How it enters the machine will determine the quality of the harvest, therefore, a vast range of grain headers to suit every type of crop and farm have been developed and built in-house to suit your needs. Headers are available in widths ranging from 4.57 - 12.50 metres and in a wide range of configurations that can be tailored to match your requirements. Available for Varifeed™ headers from 7.62m – 12.50m, the new range of four-wheel-steer New Holland header trailers offer security, stability and ultimate manoeuvrability at speeds up to 40kph.

Grain headers		CX7.80	CX7.90	CX8.70	CX8.80	CX8.90
High-Capacity grain header cutting width	(m)	4.57 - 7.32	5.18 - 7.32	5.18 - 9.15	6.10 - 9.15	6.10 - 9.15
Varifeed™ grain header cutting width	(m)	4.88 - 9.15	4.88 - 9.15	6.70 - 10.67	6.70 - 12.50	6.70 - 12.50
Varifeed™ header trailer	(m)	7.62 - 9.15	7.62 - 10.67	7.62 - 10.67	7.72 - 12.50	7.72 - 12.50
Superflex headers cutting width	(m)	6.10 - 7.32	6.10 - 9.15	6.10 - 10.67	6.10 - 10.67	6.10 - 10.67
Rice headers cutting width	(m)	5.18 - 7.32	5.18 - 7.32	5.18 - 7.32	5.18 - 7.32	5.18 - 7.32



## Varifeed™ grain headers: adapt to all types of crop

- Varifeed™ headers features a new, offset split auger design for maximised header capacity and reduced power consumption on 10.67m and 12.5m models
- The range guarantees optimum harvesting quality and a uniform cut in fields of different crop heights
- Knives can be adjusted by a full 575mm in their fore-aft position for ideal feeding
- 660mm diameter auger with deep flights provides fast, smooth feeding
- Adjustable retracting fingers between each auger flight move the crop down and under the auger, for smooth, continuous feeding



## Header trailers

Available for Varifeed™ headers from 7.62m – 12.5m, the new range of four wheel-steer New Holland header trailers offer security, stability and ultimate manoeuvrability at speeds up to 40kph. Self-aligning locating brackets and a secure and reliable locking-pin system ensure minimum downtime when detaching the header. A large lockable storage box and on board spare wheel are optional on trailers up to 9.15m and standard above to complete the package.



## For high field speeds: High Capacity headers

- High Capacity header has a large reel diameter and easy reel adjustments
- High speed knife and retractable feed auger fingers offer high field speed and ensure consistent feeding
- High Capacity rice header is available, featuring 50% thicker auger flights, which have been coated with Hardox to reduce wear





### Flexibility for guaranteed harvesting efficiency

- The Superflex header is the default choice for undulating terrain
- The knife bed can flex a full 110mm in uneven fields to ensure a close cut and uniform stubble height
- The full-floating auger with deep flights provides fast, smooth feeding even in the heaviest crops
- Precise feeding and processing are a given with 1150 cuts per minute and the cab-based hydraulic fore and aft reel adjustment
- A pre-set ratio can be maintained between reel speed and ground speed, so that when ground speed changes consistent feeding is guaranteed



### Fully integrated rape knives

- The new optional 36 teeth side knives has been redesigned with a low mounting point. The new, lighter design makes them easier to connect to the Varifeed™ header for even more user friendly operation.
- The improved hydraulic hose routing helps minimise crop obstructions during harvesting.
- Controlled by a switch on the right hand console, they guarantee more efficient rape harvesting
- When not required, they can be stored on a dedicated storage bracket on the header



### Automatic Header Height Control

The advanced Automatic Header Height Control system is available in three operational modes:

- Compensation Mode uses a pre-established ground contact pressure that is hydraulically maintained to ensure efficient harvesting of laying or low growing crops such as peas and beans
- Automatic Stubble Height Control maintains a pre-set stubble height by using sensors located on the underside of the header together with the hydraulic header control cylinders
- The Autofloat™ III system uses a combination of sensors that ensures even better ground following in uneven terrain and has a quicker response time to automatically adjust its position hydraulically to maintain uniform stubble height and to prevent the header digging into the ground
- For improved ground following characteristics on 10.67m and 12.5m Varifeed headers, optional gauge wheels can be specified

# The next level in header productivity.

Welcome to the world of the most productive draper headers. These headers are perfectly at home harvesting on the vast prairies of North America, Australia, Brazil and South Africa and deliver equally impressive performance in Europe's fields that stretch as far as the eye can see. These giants of the header world guarantee the highest throughput, right across the entire length of the cutterbar, slicing through all crops, including those which have been wide sown, such as soya beans. They are the ideal match for the CX flagship combine range.

Draper headers		CX7.80	CX7.90	CX8.70	CX8.80	CX8.90
8200 draper header	(m)	9.15	9.15	9.15 - 10.67	9.15 - 12.50	9.15 - 13.70
8600 Superflex draper header	(m)	9.15	9.15	9.15 - 10.67	9.15 - 12.50	9.15 - 13.70



## Even feeding across the entire header

- The six bar New Holland-designed cam reel smoothly feeds the crop to the cutterbar and draper belts
- A single belt is used on all header widths to improve crop traction and feeding efficiency
- An optional large diameter compression auger runs the entire length of the header positively forcing crop down for even feeding
- Especially helpful in high volume direct cut crops, this system features two augers which are positioned parallel to the header frame
- For customers who operate extensively in rice fields, 9.15 and 10.67 metre variants are available





### Rigid draper headers

- Rigid draper headers are the ideal choice when working on large broad acre farms
- The standard header height control system features four sensors mounted underneath the header table
- The system works in tandem with standard gauge wheels on all models except the 9.15 metre variant to maintain a uniform cutting height
- The headers can be tilted four degrees forward and three degrees rearward from the cab to manage gentle inclines or laid crops



### Superflex draper headers

- If you want to maintain uniform cutting performance when working across the widest cutting widths in uneven terrain, then the Superflex draper is for you
- The exclusive and patented rubber spring flotation system can be quickly and simply manually adjusted to ensure it always follows the ground contours
- The torsion of each spring on the floor supports can be individually modified to adjust the flotation or to compensate for any unevenness in the cutterbar
- For the most demanding operations there is the optional hydraulic flotation system. This enables operators to make on-the-go adjustments from the cab



### SynchroKnife™ technology: uniform, comfortable harvesting

- Designed with draper headers in mind, award-winning SynchroKnife™ technology features a single, centrally mounted gearbox with double knife drive
- This ensures perfect lateral weight distribution for more uniform stubble height, as well as significantly reducing knife stress and vibration for increased reliability and reduced down-time
- Located under the header floor, the edge of the uncut crop is now fully protected from potential snagging caused by bulky side-mounted knife drive gearboxes



### Efficient reverser

- The efficient reverser is particularly useful when working in matted or uneven crop, where large wedges can block the feeder
- To maintain productivity, the cutterbar and centre drapers have been designed for compatibility with a reverser function to assist blockage removal
- After the reversing process, the side draper engagement is delayed for a period of time to allow the centre deck to clean itself

# A perfect match.

New Holland has developed a maize header line-up which has been engineered by design to perfectly match the CX7 & CX8 operating profile. Following extensive field testing, both the rigid and flipup versions deliver improved harvesting productivity and reliability.

Maize header	CX7.80	CX7.90	CX8.70	CX8.80	CX8.90
Number of rows flip-up maize headers	6 - 8	6 - 8	6 - 8	6 - 8	6 - 8
Number of rows rigid maize headers	5 - 8	6 - 12	6 - 12	6 - 12	6 - 12





### Modern maize headers for modern maize farming

- Upgraded maize header line-up satisfies the demands to boost productivity and harvesting efficiency
- Shorter points better follow ground contours to prevent 'run-down' of valuable crops
- The gills direct any loose kernels to the back to the header reducing waste
- The replaceable wear strips extend the headers lifespan and all points flip up on self-supporting gas struts for easy cleaning and maintenance



### Flip-up or rigid: the choice is yours

- Rigid headers are available in 6, 8 and 12 row versions
- Flip-up versions are perfect for transport intensive operations and the 6 and 8 row variants fold within 3.5m



### Stalk stomper tyre protection

- Optional Stalk Stomper kit is available for fixed or flip-up maize headers
- Tyre & track wear is reduced when harvesting maize by flattening the stubble in front of the wheels

### Best-in-class stalk chopping

- Integrated stalk choppers can be fitted, perfect for minimum or zero tillage operations
- Maximum flexibility is guaranteed thanks to individual row engagement
- Widely accepted as the "best-in-class" by New Holland customers



### Dependable operation

- All New Holland maize headers are designed for top harvesting performance in all crop conditions
- The stalk rolls have four knives for aggressive pulling down of any size stalks
- The deck plates are electronically adjustable from the cab to adapt to changing stalk and cob size
- Optional rotary dividers further enhance crop intake in laid maize crops










# Enhanced feeding for more efficient harvesting.

The CX7 & CX8 feeding system has been significantly upgraded to enhance its operation. The feeder now features four chains with connecting slats for improved, continuous crop flow. The elevator is exactly the same width as the main threshing drum for continuous even flow, which prevents bunching, for more efficient throughput. In order to ensure the CX7 & CX8 voracious appetite is satisfied, the speed of the feed elevator has been increased by 5% and now tops 575rpm. Furthermore, the reinforced drives, construction and front face of the cradle have been strengthened to process the largest volumes of harvested crop from the 12.50 metre Varifeed headers.

## Even flow

- A heavy duty, 4 chain elevator, evenly feeds the CX's drum
- A roller mounted mid-way along the elevator exerts more pressure on the crop to help feed in difficult damp or green straw conditions, maintaining output in the harshest of harvests



## Non-stop stone protection

- The stone protection system simply knocks the stones into a dedicated trap before they reach the threshing drum
- The trap can be emptied using an easy to reach lever
- This system protects the combine and ensures crop purity
- A sensor on the IntelliView™ IV colour touchscreen monitor indicates when the stone trap is open



## Unblocking in a matter of seconds

- Header blockages are instantly cleared by the hydraulic reversing system
- The entire header and elevator can be 'rocked' backwards and forwards to effectively unblock the machine




## Intelligent Operation.

---

Productive harvesting is a skilled activity which can take many seasons to learn. New Holland has developed technologies which assist operators in assuring efficient and productive harvesting when working in fields with variable yields. New faster responding IntelliCruise™ II technology uses a range of sensors to automatically optimise the CX's performance.







### Tailored cruising modes

Operators can select from three different driving strategies for the new IntelliCruise™ II feature:

**Maximum capacity.** When working against tight weather windows, or when optimising contracting performance, the maximum capacity setting can be selected. This ensures that the combine's ground speed is set to make full use of the engine potential, causing it to run at maximum load.

**Fixed throughput.** To maintain uniform combine performance, the fixed throughput setting has been developed. This mode varies the groundspeed to maintain a set flow rate.

**Limited loss.** Every grain counts. For operations which prize minimal losses, a specific setting has been engineered, so as to control groundspeed to ensure losses do not exceed a pre-determined limit.






# Best-in-class threshing performance.

Threshing is key when it comes to making every grain count. Thanks to the four drum technology gentle, yet efficient threshing is guaranteed. The huge threshing drum featuring a diameter of 750mm threshes even the toughest ears at an unbeatable rate. The 111° wrap angle enhances separation and also delivers acres of concave space: 1.18m<sup>2</sup> on six strawwalker models and 0.98m<sup>2</sup> on five strawwalker variants. Tough on threshing. Gentle on the crop. Your passport to unsurpassed productivity, grain quality and straw quality!

## Low speed drum kit

For those operations for which reduced grain damage in corn is paramount, the optional low speed drum kit enables operators to reduce the drum speed for an even lower instance of cracked grain.









## Launched and awarded: Ultra-Flow™ staggered drum for more efficient threshing

New Holland has developed the new, Agritechnica 2019 silver award winning Ultra-Flow™ staggered drum option to enhance overall threshing performance. The sectional drum features offset rasp bars which are suitable for all small grains and can be configured to work with maize. This system makes for smoother crop flow, resulting in lower in-cab noise, reduced fuel consumption and a lower instance of blockages. Also capacity is improved by up to 10% and this is delivered within an even more durable package.

## Sectional concave: easy to manage, quick to change


- Reducing the rebuilding time from 6 hours to 20 minutes, when switching between crops
- Various concave section combinations can be fitted to match a variety of crop types
- No need to remove the straw elevator

Concave / Drum	Standard drum	Standard drum + cover plates	Ultra-Flow™ staggered drum	Ultra-Flow™ staggered drum + cover plates	Universal drum + Std raspbars	Universal drum + Sp toothbars
						
Cereal	✓	–	✓	–	✓	–
Corn	–	✓	–	–	–	–
Round Bar (Corn)	–	–	–	✓	–	–
Rice	–	–	–	–	–	✓



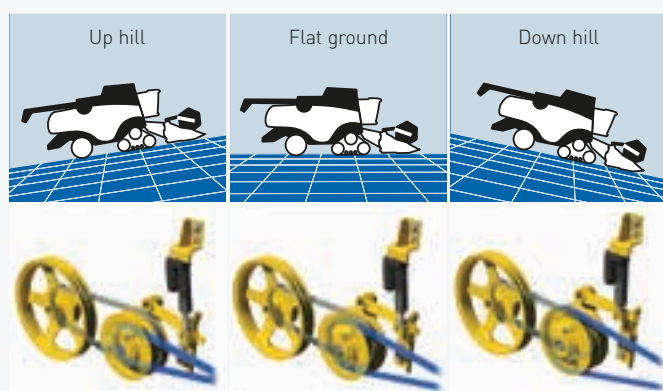
The 750mm main drum can maintain optimal threshing action at low speed to reduce vibrations and to protect the drive line. The high inertia drum is perfect when operating in damp conditions or in uneven crops. The integrated rasp bars rub against the concave to further enhance separation.

The straw flow beater completes the forced separation and directs the crop onto the strawwalkers to complete the separation process.



The beater's serrated teeth prevent mats forming in the crop to improve crop flow in all conditions, especially when harvesting marginal crops at high moisture levels.

New Holland invented the rotary separator to offer farmers tailored threshing performance. The Multi-Thresh™ system enables operators to regulate the distance between the rotary separator and the concave. The shorter the distance, the more vigorous the rubbing for more aggressive separation. For long unbroken straw, the distance is increased. The integrated paddles force more grain through the concaves and deliver numerous direction changes to ensure every last valuable grain makes it into the tank. Furthermore, this system can now be controlled from the comfort of the cab.



### Opti-Speed™ variable speed strawwalkers: a New Holland exclusive

- Standard on all CX combines Opti-Speed™ auto adaptive variable speed strawwalkers deliver up to a 10% productivity improvement
- Choose wheat, maize, rapeseed or rice setting, your CX7 and CX8 will automatically regulate strawwalker speed in relation to the crop selected
- When travelling uphill strawwalker speed reduces to keep every grain inside the machine
- On downward gradients, the speed is increased to prevent clogging and inefficient separation
- The system continually fine tunes the strawwalker speed from 170-240rpm to maintain capacity when working on slopes



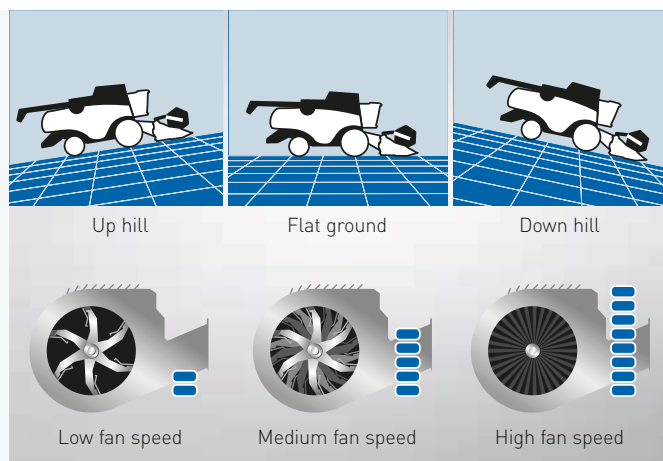
## Outstanding cleaning performance.

---

Every farmer knows that clean grain is profitable grain. That is why the CX7 and CX8 delivers the segment's cleanest grain sample. The New Holland exclusive Opti-Speed™ variable speed strawwalker system uses auto-adaptive technology to ensure precision separation of all grains, in all crops and in all conditions. Continual dialogue with the award winning Opti-Clean™ and Opti-Fan™ systems ensure that every grain is a clean grain. Super cleaning performance. The CX7 and CX8 has got it covered.








### Gravity defying Opti-Fan™ technology

- Opti-Fan™ system compensates for the gravitational effects on crop material
- Select the desired fan speed on flat ground and the system automatically adjusts it when going up or downhill to maintain cleaning performance
- When travelling on upward slopes the fan slows down to prevent sieve losses
- When tackling downhill gradients fan speed increases to prevent thick material build ups on the sieves



### Outstanding cleaning performance

- The standard fixed-cleaning shoe, only available on six strawwalker models, is perfect for operations which harvest predominantly on flat ground
- The optional selflevelling cleaning shoe can be regulated from the comfort of the cab
- The cleaning shoe angle is automatically optimised by up to 17% to neutralise the effects of side slopes and prevent grain banking during headland turns



### The cleanest grain for the highest rewards

- Opti-Clean™ system optimises the stroke and throwing angles in the cleaning system and improves cleaning capacity by up to 20%
- The grain pan, pre and top sieves operate independently to optimise the cascade for greater capacity, and the longer sieve stroke and steep throwing angle keep more material airborne, for higher cleaning efficiency
- The opposing motion of the grain pan and bottom sieve to the pre-sieve and the top sieve, reduces overall machine vibrations and increases operator comfort
- The sieve and pre-sieve are remotely adjustable, on the go, from the comfort of the cab

### Easy grain pan removal

- Maintaining the aggressiveness of the grain pan steps in difficult crops such as rape seed or maize may require regular cleaning
- The CX grain pan can be easily removed from the front of the machine

### Precision airflow

- The CX7 and CX8 range's unique paddle fan design generates the largest volume of air at a constant pressure, which is far superior to competitor alternatives
- The fan has two dedicated openings to direct a powerful stream of air to both the pre and top sieves for guaranteed cleaning performance

# High volume grain management.

The 12,500 litre grain tank, which is now produced in New Holland trademark harvesting yellow, on the CX8.90 can hold 9% more grain than the previous model. Electronically folding grain tank covers come as standard and are activated from the comfort of the cab. Further benefits include reduced grain losses when working on steep inclines and grain is also protected during overnight storage. The bubbleup auger evenly distributes grain in the tank and renders air pockets and grain banks a thing of the past.

Grain tank		CX7.80	CX7.90	CX8.70	CX8.80	CX8.90
Folding covers capacity	(l)	9000	10000	11500	11500	12500







### Longer, stronger and precise

- The unloading spout has been completely redesigned, and directs the crop in a forward and outward direction for better distribution and a longer unloading distance, which means taller, higher capacity trailers can be used
- All CX7 and CX8 models feature a 1.3m optional unloading auger extension to further increase unloading flexibility
- Unloading speed has increased by 14% which means the largest 12500 litre grain tank can be emptied in under 2 minutes thanks to a 125 litre/second unloading speed
- The pivoting spout, controlled via the CommandGrip™ multifunction handle, enables operators to precisely direct the crop for uniform trailer filling



### Robust option for abrasive crops

- For prolonged operation in abrasive crops such as rice, the CX7 and CX8 can be specified with the 'abrasive option'
- The grain elevator, bubble-up auger and unloading auger are manufactured using heavy-duty materials to withstand prolonged operation




### Keep an eye on your grain

- New Holland has designed a 910 x 550mm viewing window in the cab
- You can also keep an eye on the grain tank fill level, which is displayed on the IntelliView™ IV monitor
- A grain flap, accessible from the operator's platform, allows manual sampling

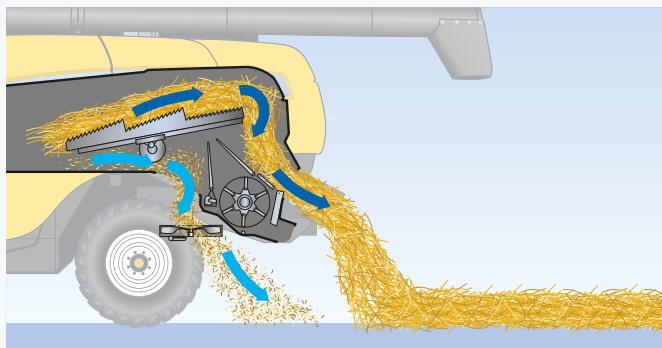
# Flexible solutions right for your operation.

High quality straw, ideal for baling is the result of the wide range of adjustment possibilities. In situations where the straw is chopped, the correct management of residue is important, especially where reduced tillage methods are practiced.



## No escape: uniform straw chopping

- The Dual-Chop™ straw chopper includes an extra rake preventing long straw from escaping
- Repeated cutting of these stems ensures very uniform chopping

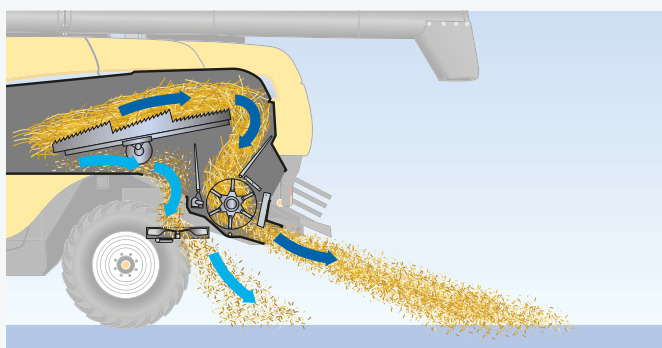


## Perfect bales

- The Multi-Thresh™ system guarantees gentle crop handling, maintaining straw structure and minimizing breakages
- The twin-disc chaff spreader can spread the chaff or direct it onto the ground, under the straw to be baled








### Spreading wide. Always.

- The new patented twin-disc chaff spreader can spread the chaff across the entire width of the header. The speed of the chaff spreader can be controlled from the cab in response to crop or weather conditions
- Changing between chopping and swathing is managed at the touch of a button

# Powerful. Respect. For you. For your farm. For the future.

Through the Clean Energy Leader® strategy, the entire CX range is fitted with ECOBlue™ HI-eSCR 2 technology to comply with the most stringent Stage V emissions. The proven ECOBlue™ technology uses AdBlue to transform the harmful nitrogen oxides contained in the exhaust gas into harmless water and nitrogen. This after-treatment system is separate from the engine which means the engine only breathes clean, fresh air. What does this mean? Clean running power units that offer improved performance and enhanced fuel economy.



Models	CX7.80	CX7.90	CX8.70	CX8.80	CX8.90
Engine*	FPT Cursor 9*	FPT Cursor 9*	FPT Cursor 9*	FPT Cursor 9*	FPT Cursor 9*
Capacity [cm³]	8700	8700	8700	8700	8700
Compliant with emission regulations	Stage V	Stage V	Stage V	Stage V	Stage V
ECOBlue™ system (Selective Catalytic Reduction)	HI-eSCR 2	HI-eSCR 2	HI-eSCR 2	HI-eSCR 2	HI-eSCR 2
Injection system	Common Rail	Common Rail	Common Rail	Common Rail	Common Rail
Gross engine power @ 2100rpm [kW/hp(CV)]	225/306	245/333	245/333	275/374	308/420
Maximum engine power @ 2000rpm [kW/hp(CV)]	250/340	275/374	275/374	305/415	338/460
Approved biodiesel blend**	B7	B7	B7	B7	B7

\* Developed by FPT Industrial

\*\* Biodiesel blend must fully comply with the latest fuel specification EN14214:2009 and operation is in accordance with operator manual guidelines



### More money in your pocket

- The CX range has been engineered to lower your operating costs
- Combines fitted with ECOBlue™ HI-eSCR 2 technology maintain the low fuel consumption of the previous CX Tier 4B range
- During road transport, the engine runs at a mere 1400rpm
- ECOBlue™ HI-eSCR 2 technology is compatible with 7% Biodiesel blends that comply with EN14214:2009 fuel specifications
- Industry-leading 600 hour service intervals combined add to the cost savings



### Power saving drivelines

- Overall reliability and low power consumption are the result of proven, direct drivelines and the four-speed hydrostatic transmission
- Positorque variators on the CX7 and CX8 range offer uncomplicated efficient technology providing more power for harvesting when compared to heavy power sapping CVT competitor alternatives



### Vast tyre offering and top 40kph transport speed

- Choose the narrowest 710/70R42 tyres to meet strict transport widths and to negotiate narrow gateways
- Massive 1050/50R32 tyres offer unsurpassed floatation performance
- 40kph ECO transport speed and differential lock are available across the range (where legislation allows)



### Super tight turning

- The CX7 and CX8 compact design and impressive steering angle, gives it a turning circle of a mere 4.6m
- The 710/60R30 steering tires reduce compaction and improve traction
- The optional four wheel drive variant now features two speeds to tackle the most extreme conditions



# SmartTrax.

## Reduced compaction. Superior comfort.

The SmartTrax™ system has been engineered by design to offer 57% reduced ground pressure thanks to its triangular structure for improved traction and reduced compaction.

### SmartTrax™ with Flex Technology: terrain following excellence

- The entry-level tracks feature the same design as the advanced SmartTrax™ with Terraglide™ suspension technology
- The Flex Technology features two pairs of jointed rollers which can pivot and rotate both laterally and vertically to perfectly follow the ground contours
- Ideal when working on uneven terrain, outstanding traction is guaranteed. This technology enables a top transport speed of 30kphw

### SmartTrax™ with Terraglide™ suspension: your comfort partner


- The SmartTrax™ rubber tracks with Terraglide™ suspension bring New Holland's acclaimed suspension technology to tracks
- Not available on CX7.80 and CX8.70 models, but optional on all other models, they are available in 24", 28.5" and 34" width
- This option enables a top transport speed of 40kph (where permitted)
- The new 24" Heavy Duty is ideal for prolonged 40kph transport speeds

SmartTrax feature an automatic continuous heavy duty tensioning system which ensures that the correct track tension is always maintained. Moreover, the tensioning system is completely separate from the drive wheel, for ultimate simplicity and reliability.

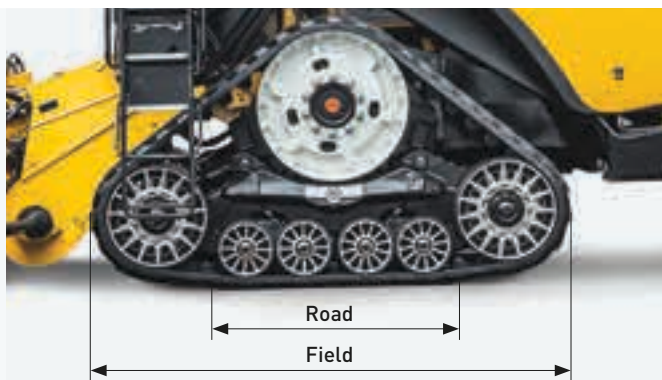
The positive lugs on the inner side of the tracks maintain physical contact with the drive wheel for the ultimate in efficient power transmission.



- Two pairs of hydraulic suspended rollers work together to produce a smooth ride and improved transport safety because the rollers oscillate to follow the road camber
- A longer track length offers a larger overall footprint for reduced field compaction



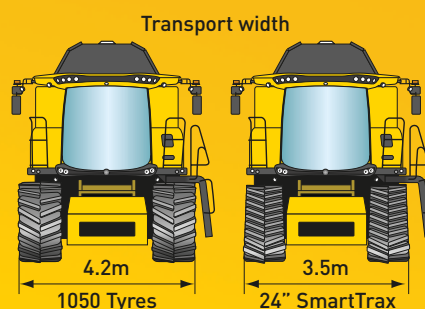
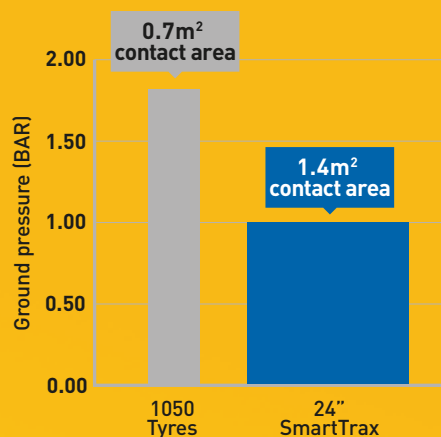




### Market Leading Contact Area

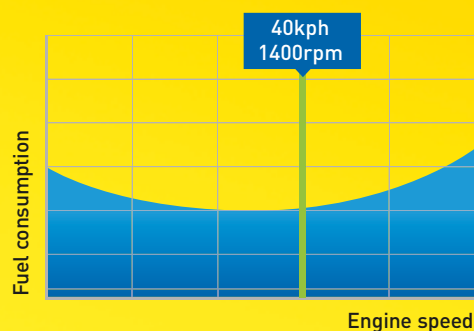
Our SmartTrax system cleverly reduces friction and therefore track wear on the road by only engaging four small rollers when travelling between fields. In the field however, the two larger rollers come into play to reduce ground compaction by increasing surface contact area to a market leading level.

The SmartTrax triangular design, together with the rubber cleats on the outer belt, ensure a positive contact with the soil and unsurpassed traction when working on the steepest slopes or in the wettest or dustiest conditions.



### A track to suit your needs

- SmartTrax are available in two widths to suit your operation: standard 24" and for those working in demanding conditions, a 28.5" option is available
- SmartTrax offer your operation numerous benefits including enhanced stability, 100% increase in contact area when compared to tyres, all whilst maintaining manoeuvrability within the 3.5 metre transport width

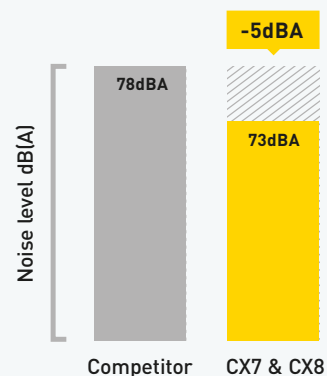


### Saving time. Saving fuel.

- With a top transport speed of 40kph at a mere 1400 engine rpm, the CX7 and CX8 range, when fitted with SmartTrax™ with Terraglide™ suspension is the obvious choice for operations looking to enhance productivity
- Enabling more time in the field and less time on the road, significant fuel savings can be made
- Fuel economy is further enhanced by the super low rolling resistance, which offers noticeable savings over competitor solutions

# A new benchmark for harvesting comfort.

The CX7 and CX8 range of combines offers you a home away from home during long harvesting days. The Harvest Suite™ Ultra cab is completely new from the floor up and is the fruit of extensive customer consultation. The cab volume has increased to 3.7m³ and boasts 6.3m² of glass, 7% more than previous models. You can enjoy all that space in the peace and quiet of the near silent 73dB(A) cab. The new automotive inspired interior, features an ultramodern dark grey colour scheme, which has been extended to the seat, headliner and armrest.



## 360° panoramic view

- The Harvest Suite™ Ultra cab's wide curved window offers a perfect view
- The floor slopes down into the front windscreen so that you have a clear view of the edge of the header
- Standard electric mirrors present a wide viewing arc to the sides and rear
- Up to three optional viewing cameras or six with dual display can be managed through the IntelliView™ IV monitor, and one has been pre-wired for reversing



## Remote folding mirrors

When navigating tight country lanes you can simply electronically fold in the side mirror from the comfort of the cab. It's sometimes small things that make a big difference.







### A place for everything

- A large compartment behind the operator is perfect for stowing away essential documentation
- The ergonomic armrest features a large bottle holder for operator convenience

### Stay refreshed on the hottest days

- The large portable fridge under the instructor seat can be easily removed for replenishment
- Air conditioning comes as standard, or upgrade to the optional Automatic Climate Control system which automatically adjusts fan speed to guarantee accurate temperature control



# Effortlessly maximising performance.

Intelligent and intuitive automation saves times and enhances harvesting performance. The CommandGrip™ multifunction handle means you can perform a full day of harvesting with minimum fatigue. All key machine and header parameters can be controlled, including header height, reel position and unloading engagement. The right hand console contains less frequently used functions, which are laid out in an ergonomic and logical manner. Machine functions can be analysed at a glance courtesy of the colour IntelliView™ IV monitor.



Shift button and ground speed unlock (behind)




Force based movement enables the operator to change speed and direction



## Wide-screen harvesting

The ultra-wide 26.4cm IntelliView™ IV colour touchscreen monitor is fixed on rollers which can move along an ideal viewing arc so you can position it where you want. This intuitive, colour touchscreen displays and monitors all combine functions and parameters which can be easily adjusted by touching the screen. A second screen can be installed on request and is perfect for IntelliSteer® auto guidance tasks and mapping follow up.



2 USB charging ports are available.



# Please, take a seat.

New Holland brings to you the best-in class seat offering, with three different models providing you with a comprehensive choice. All seats benefit from improved cushioning. These firmer, more durable seat cushions provide outstanding comfort whatever the terrain. A standard, full-sized upholstered instructor seat folds down to provide a work surface when not in use.



## Leather seat

- The top of the range leather trimmed seat features all the above and extended vertical travel and automatic weight adjustment absorbs the most severe bumps to offer the ultimate in operator comfort and style



## Standard seat

- The standard wide cloth trimmed seat provides exceptional features and ensures all operators will stay comfortable throughout the longest harvesting day



## Deluxe cloth seat

- The optional deluxe cloth trimmed seat with heating and active ventilation is perfect for the hottest days and the coldest nights, and features fore/aft movement



# The most powerful combine lighting package.

The CX7 and CX8 lighting package has raised the lighting bar, and can deliver up to a total of 48,000 lumens. The spread of light has been engineered for maximum visibility of the entire header and the field ahead. You can also get off of your combine in complete safety courtesy of the entrance light, which remains on for 30 seconds after you've switched the combine off.



- The CX7 and CX8 lighting package offers up to 27 LED work lights
- A powerful all new LED 'row finder' light is positioned in the centre of the roof, to enable operators to identify individual rows when harvesting at night



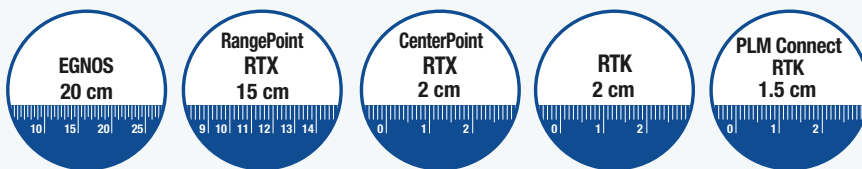
- Rear lamps enable operators to monitor residue and two lamps located on the side panel illuminate the rear axle to prevent crushing standing crop and to assist when manoeuvring



- You have the choice between Halogen and LED working lights and an additional long distance LED lighting package is available
- The long distance led lights offer an incredible range of up to 400m

# New Holland guidance systems to match your needs.

A full range of guidance solutions are available from New Holland and include manual, assisted guidance and fully integrated guidance. You can even specify your CX7 and CX8 with fully integrated IntelliSteer® auto guidance direct from the factory to start saving money from your first run. Fully compatible with the most accurate RTK correction signals, IntelliSteer can guarantee pass-to-pass and year-to-year accuracy as low as 1-2cm. SmartSteer™ crop edge guidance and automatic row guidance for maize headers are just some of the numerous options which are designed to increase your harvesting efficiency and productivity.



## Levels of accuracy and repeatability

New Holland offer multiple levels of accuracy. This enables you to select the right IntelliSteer® system to match your needs and budget. When using RTK correction with IntelliSteer you can enjoy guaranteed year on year repeatability.



### NH 372 receivers

- New Holland 372 antenna receives both GPS and GLONASS signals and is fully compliant with WAAS, EGNOS, OmniSTAR, RTX, or RTK correction
- For RTK applications, a slim profile radio is mounted underneath the receiver to receive the signal from an RTK radio network or alternatively, the Telematics modem in the cab can be used to receive the signal via NTRIP using the cellular network



### IntelliView™ - visible intelligence

- The ultra-widescreen 26.4cm IntelliView™ IV colour touchscreen monitor can be used to manage the optional IntelliSteer® autoguidance system
- The IntelliView™ monitors enable fingertip programming of a variety of guidance paths, from straight A-B runs to complex adaptive curves
- Settings can be personalised and agronomic data on the display can be transferred automatically to the MyPLM®Connect portal using MyPLM®Connect File Transfer





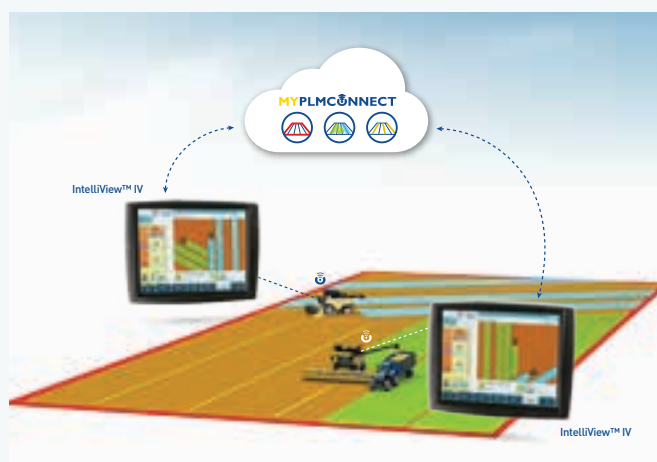
### RTK Transmission

An RTK correction signal can be transmitted from an RTK base station. Alternatively, the RTK correction signal can be transmitted via NTRIP using the cellular network along with the New Holland RTK network. Utilizing the New Holland RTK Network removes the need to invest in an RTK network infrastructure.



### Maize guidance

- Maize headers can be specified with automatic row guidance to keep the combine perfectly on course
- A new single sensor solution which uses a wishbone style assembly with two independent feeler arms ensures accurate crop positioning feedback is provided to facilitate perpendicular crop entry. The feeler arms are coloured white, to assist when working in low visibility
- The system operates with the IntelliView™ display and the integrated IntelliSteer® autoguidance system, which can distinguish between cut and uncut rows, to facilitate night-time harvesting and advanced harvesting activities such as skip row functionality



### IntelliTurn™ intelligent end of row turn system and data sharing IntelliField™ system

The IntelliTurn™, intelligent end of row turning system, enables fully automated end of row turning for combines equipped with IntelliSteer® autoguidance. The system automatically plots the most efficient end of row turn, to minimise 'out of work' time. Up to two combines can harvest in convoy while using the IntelliTurn feature. The Land Mode ensures that the unloading auger is always over harvested crop and available for unloading regardless of how the field is harvested. The new IntelliField™ technology allows you to share boundary, map and guidance line data between combines operating in the same field to maximize fleet harvesting efficiency and enables the auto cut width feature.

# Telematics, integrated yield, moisture and nutrient sensing.

MyPLM®Connect enables you to connect to your CX from the comfort of your office through the utilization of the mobile network. You can stay in touch with your machines at all times, and you can even send and receive real-time information that saves time and enhances productivity. The MyPLM®Connect Professional package offers full machine monitoring and control. In short, MyPLM®Connect will help you to reduce your fuel bills and improve fleet management and security in one simple package.

## MyNew Holland™ digital farming

The MyNew Holland™ portal and app enable you to register and manage your equipment, access dedicated documents, training and services, and on-hand support, including Uptime Support, in one place. With MyNew Holland you can access the MyPLM®Connect Telematics portal for real-time fleet and machine visibility, analyse agronomic data through file sharing, together with productivity boosting services.

## Real time data recording and sharing

The Farm tab on the MyPLM®Connect portal is where you can analyse all field data. This information is recorded in real time by your combine during harvesting and can be transferred using a USB stick as standard. Users of the MyPLM®Connect Professional package will be able to transfer this data wirelessly via file transfer to enable seamless analysis of field operations.

## MYNEWHOLLAND

-----  
Customer Data

-----  
Dealer Data

-----  
3rd Party  
(Customer Granted Access)


Agronomist

MYPLMCONNECT



Farm Manager





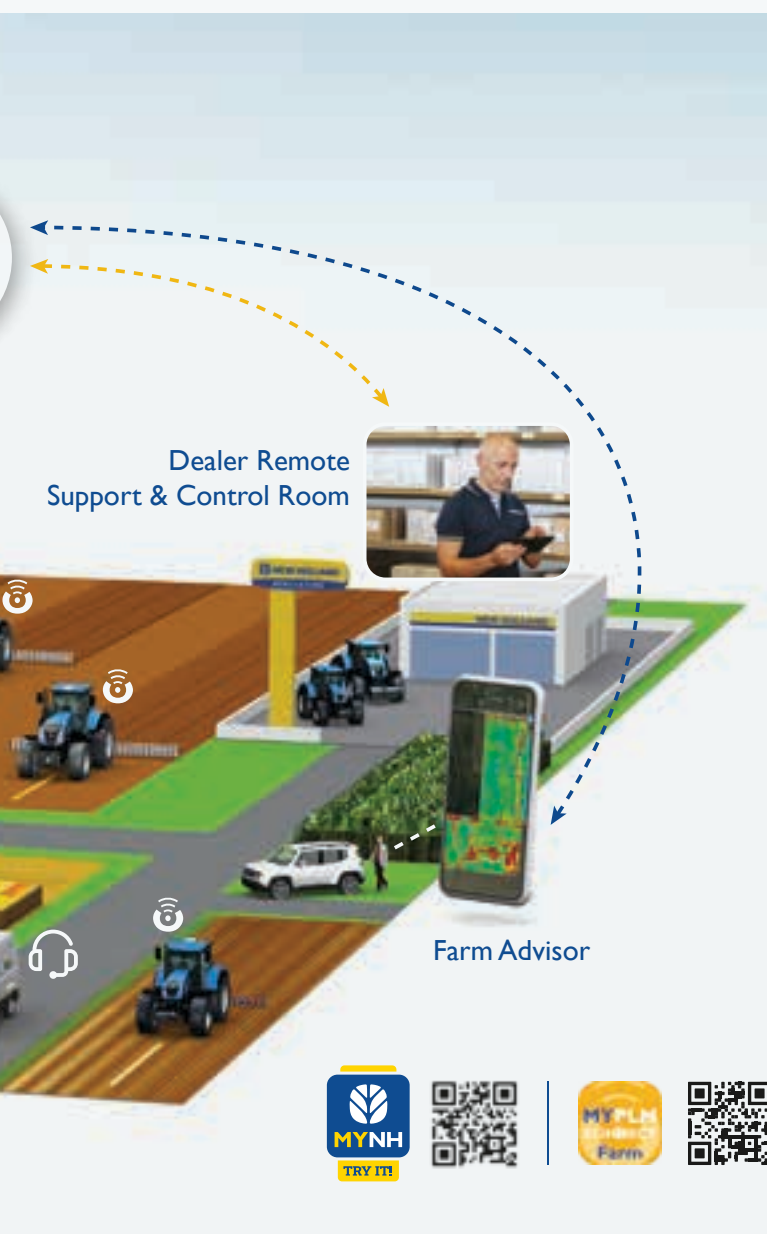
### Real time moisture sensing

- New Holland's moisture sensor measures grain moisture in real time
- Samples are taken every 30 seconds and the data is sent to the IntelliView™ IV monitor
- The operator is kept continually informed and can adapt machine parameters accordingly



### Yield mapping

- The exclusive patented, high accuracy yield sensor developed by New Holland neutralises the rubbing effect of grain, and is generally recognised as the best in class
- The sensor generates an extremely accurate yield measurements regardless of the variety or the moisture content of the kernel
- Furthermore, calibration is performed just once a season



### Real-time NutriSense™ NIR sensing

The optional NutriSense™ NIR sensor nutrient analysis technology is fully integrated into the IntelliView™ monitor and displays and records a whole host of crop moisture and nutrient parameters in real time with outstanding 2% accuracy. Monitored parameters include Moisture, Protein and Fat, Starch, Neutral Detergent Fibre (NDF) and Acid Detergent Fibre (ADF). This data can be recorded, using the CX combine's DGPS signal to produce nutrient contents maps which can be uploaded automatically to the MyPLM Connect portal to further tailor inputs for enhanced future yields.



## 360°: CX7 and CX8.

The CX7 and CX8 range has been designed to spend more time working and less time in the yard. After all, we all know how precious time in the field is during short harvesting seasons. All service points are easy to access, and the service intervals are exceptionally long. To ensure optimal lubrication at all working positions, operators can select the variator lube function at the touch of a button.



The entire inside of the combine can be cleaned using the Cleanout function. The sieves, concaves and drum are fully cleaned. Perfect when switching between crops or when harvesting for seed.



An optional portable LED service light offers 360° servicing visibility.



The fuel and 170 litre AdBlue tanks are conveniently located next to each other to facilitate simultaneous filling.

Engine and hydraulic oil can be checked at a glance, without the need to open any panels.

Wide opening rotary dust screen and optional air compressor simplify cleaning of the cooling package.

The air filter is easily accessible from the engine platform.

Easy ground-access to all oil filters and drain points and centralised greasing banks.

Self-supporting, fully opening shielding.



The integrated water tank is placed ideally for washing hands before cab entry.



### Dealer Installed Accessories

A comprehensive range of approved accessories can be supplied and fitted by your dealer.



# New Holland Uptime Solutions.



## Our highly skilled technicians analyze specific product triggers, fault codes and operating parameters and implement eventual corrections as required

Using data from MyPLM®Connect active analytic triggers are monitored 24/7. If an issue is identified, the system proactively sends an alert to dealers with the required corrective action. If a New Holland dealer detects a potential failure, they can check parts availability and prepare for in-field servicing, when it suits the customer.



## Assistance In Action

If the unthinkable happens, when you're in the middle of the harvesting sweet spot and your combine stops, you need to get going ASAP. And this is where New Holland steps in. If you have a breakdown, our guarantee to you is that we activate our assistance process, and we will find a solution. That's our commitment to you.



## Optimized parts availability. Where you need, when you need.

An advanced parts forecasting tool matches parts consumption data with external factors, such as the weather, crop yield and soil conditions, adapting parts availability to specific geographical areas. This tool will enable your local dealer to carry the right level of stock, so it is there when you need it. This new system also extends the window for your dealer to place urgent orders, meaning you get them even quicker. And thanks to track and trace technology, you can track just where your parts are in real time.



## Benefit from extended warranties and maintenance contracts from the people who know your machine best. New Holland.

The Extended Warranty is standard on CH7.70, CR and CX7 & CX8 combine ranges. The 3 year or 1,200 engine hours warranty covers engine, driveline and after treatment systems.



## Uptime Warranty – because your peace of mind is priceless

The Uptime Warranty programme provides owners of New Holland agricultural machinery with repair services covering your machinery over the Manufacturer's contractual Warranty. Maximum control over operating costs, repairs completed by authorized New Holland Dealers using New Holland Genuine Parts, higher re-sale value of your machine, transferable coverage are all key benefits. Please ask your dealer how to take out a Uptime Warranty contract for your machinery.



## MyNew Holland™ will improve your daily work

MyNew Holland™ will improve your daily work: get access to exclusive information by adding your equipment, find online solutions for your PLM® products, download operator manuals. Whenever you want, wherever you want – and free of charge.



## New Holland Style

Visit [www.newhollandstyle.com](http://www.newhollandstyle.com). A whole range of items are available including hard wearing work clothing and a vast selection of scale models.

Models		CX7.80	CX7.90	CX8.70	CX8.80	CX8.90
<b>Grain header</b>						
Cutting width: High-Capacity grain header	(m)	4.57 - 7.32	5.18 - 7.32	5.18 - 9.15	6.10 - 9.15	6.10 - 9.15
Varifeed™ grain header	(m)	4.88 - 9.15	4.88 - 9.15	6.70 - 10.67	6.70 - 12.50	6.70 - 12.50
Superflex header	(m)	6.10 - 7.32	6.10 - 9.15	6.10 - 10.67	6.10 - 10.67	6.10 - 10.67
8200 draper header	(m)	9.15	9.15	9.15 - 10.67	9.15 - 12.50	9.15 - 13.70
8600 Superflex draper header	(m)	9.15	9.15	9.15 - 10.67	9.15 - 12.50	9.15 - 13.70
Knife speed Standard	(cuts/min.)	1150	1150	1150	1150	1150
Varifeed grain header	(cuts/min.)	1300	1300	1300	1300	1300
Spare knife and spare bolted knife sections		●	●	●	●	●
Feeding auger with full-width retractable fingers		●	●	●	●	●
Reel diameter	(m)	1.07	1.07	1.07	1.07	1.07
Electro-hydraulic reel position adjustment		●	●	●	●	●
Automatic reel speed synchronisation to forward speed		●	●	●	●	●
Hydraulic quick coupler (single location)		●	●	●	●	●
<b>Maize headers</b>						
Number of rows flip-up maize headers		6 - 8	6 - 8	6 - 8	6 - 8	6 - 8
Number of rows rigid maize headers		5 - 8	6 - 12	6 - 12	6 - 12	6 - 12
Integrated stalk choppers		○	○	○	○	○
Rotary dividers		○	○	○	○	○
<b>Header control systems</b>						
Automatic stubble height control		Automatic	Automatic	Automatic	Automatic	Automatic
Compensation mode		●	●	●	●	●
Autofloat™ III system		●	●	●	●	●
<b>Straw elevator</b>						
Number of chains		3	3	4	4	4
Power Reverse hydraulic header and elevator reverser		Hydraulic	Hydraulic	Hydraulic	Hydraulic	Hydraulic
Lateral flotation		●	●	●	●	●
Front face adjustment		○	○	○	○	○
<b>Harvest Suite™ Ultra cab glass area</b>						
	(m²)	6.3	6.3	6.3	6.3	6.3
Cab category level - EN 15695		2	2	2	2	2
Halogen working lighting pack		○	○	○	○	○
LED working lighting pack		○	○	○	○	○
LED long distance lights		○	○	○	○	○
Standard cloth trimmed seat with air-suspension		●	●	●	●	●
Deluxe cloth trimmed heated air-suspension seat with Active Ventilation		○	○	○	○	○
Leather trimmed heated air-suspension seat with Active Ventilation		○	○	○	○	○
Instructor seat		●	●	●	●	●
Leather Steering wheel		○	○	○	○	○
CommandGrip™ handle		●	●	●	●	●
IntelliView™ IV monitor with adjustable position		●	●	●	●	●
2nd IntelliView™ IV monitor		○	○	○	○	○
Wide Angle Shatterproof Mirrors		●	●	●	●	●
3 viewing cameras		○	○	○	○	○
ACS (Automatic Crop Settings)		●	●	●	●	●
Air-conditioning and coolbox		●	●	●	●	●
Automatic climate control		○	○	○	○	○
Removable fridge		●	●	●	●	●
MP3 Bluetooth radio (hands free phone calls)		○	○	○	○	○
2 x USB charging ports		●	●	●	●	●
4 speaker system		●	●	●	●	●
Optimum Cab Noise level - 77/311EEC	[dB(A)]	73	73	73	73	73
<b>New Holland Precision Land Management (PLM) systems</b>						
<b>Field - Onboard Systems</b>						
IntelliSteer® ready automatic guidance system		○	○	○	○	○
IntelliTurn™ automatic end of row turning		○	○	○	○	○
IntelliField™ boundary, map & guidance line data inter-vehicle sharing		○	○	○	○	○
IntelliCruise™ II system		○	○	○	○	○
Automatic row guidance system for maize headers		○	○	○	○	○
<b>Fleet - Offboard Systems</b>						
MyPLM®Connect Telematics Professional (3 year subscription free)		●	●	●	●	●
MyPLM®Connect Telematics Professional (3 or 5 year subscription)		○	○	○	○	○
<b>Farm – Agronomic Data Management</b>						
Moisture measuring		○	○	○	○	○
Yield measuring and moisture measuring		○	○	○	○	○
NutriSense™ NIR sensor nutrient analysis technology		○	○	○	○	○
MyPLM®Connect Farm tab agronomic data visualisation - USB		●	●	●	●	●
MyPLM®Connect Farm tab file transfer – Professional		●	●	●	●	●
<b>Uptime Solutions – Training &amp; Support Systems</b>						
New Holland Proactive Breakdown Support		●	●	●	●	●
New Holland Breakdown Assist		●	●	●	●	●
<b>Threshing drum</b>						
Width	(m)	1.3	1.3	1.56	1.56	1.56
Diameter	(m)	0.75	0.75	0.75	0.75	0.75
Standard type / Universal type / Ultra-Flow™ staggered type		● / ○ / ○	● / ○ / ○	● / ○ / ○	● / ○ / ○	● / ○ / ○
Number of bars		10	10	10	10	10
Speed range	(rpm)	305 - 905	305 - 905	305 - 905	305 - 905	305 - 905
Low speed drum kit		○	○	○	○	○
<b>Drum concave</b>						
Sectional Concaves		○	○	○	○	○
Area	(m²)	0.98	0.98	1.18	1.18	1.18
Number of bars		16	16	16	16	16
Wrap angle	(degrees)	111	111	111	111	111
<b>Beater</b>						
Four paddle and four teeth drum diameter	(m)	0.475	0.475	0.475	0.475	0.475
Beater concave area	(m²)	0.24	0.24	0.29	0.29	0.29
<b>Rotary Separator</b>						
Diameter	(m)	0.72	0.72	0.72	0.72	0.72
Speed	(rpm)	387 / 700	387 / 700	387 / 700	387 / 700	387 / 700
Quick speed change without tools		●	●	●	●	●
Concave area (including rake)	(m²)	0.78	0.78	0.93	0.93	0.93



Models		CX7.80	CX7.90	CX8.70	CX8.80	CX8.90
<b>Rotary Separator</b>						
Multi-Thresh™ system		●	●	●	●	●
Total powered separation area	(m²)	2.11	2.11	2.54	2.54	2.54
Straw Flow™ beater		●	●	●	●	●
Remote control Rotary Separator position setting		●	●	●	●	●
<b>Strawwalkers</b>						
Number		5	5	6	6	6
Opti-Speed™ variable strawwalkers		●	●	●	●	●
Separation area	(m²)	4.94	4.94	5.93	5.93	5.93
<b>Cleaning</b>						
Self-levelling cleaning shoe		●	●	○	○	○
Opti-Clean™ cleaning system		●	●	●	●	●
Grain pan removable from front		●	●	●	●	●
Pre-cleaning system		●	●	●	●	●
Total sieve area under wind control	(m²)	5.4	5.4	6.5	6.5	6.5
Remote control sieve and presieve setting		●	●	●	●	●
<b>Cleaning fan</b>						
Opti-Fan™ system		●	●	●	●	●
Number of blades		6	6	6	6	6
Self-levelling cleaning shoe drive		Hydraulic	Hydraulic	Hydraulic	Hydraulic	Hydraulic
Fixed cleaning show drive		Mechanical	Mechanical	Mechanical	Mechanical	Mechanical
Self-levelling cleaning shoe variable speed range	(rpm)	200 - 1100	200 - 1100	200 - 1100	200 - 1100	200 - 1100
Fixed cleaning show variable speed range - Optional Low	(rpm)	210 - 495	210 - 495	210 - 495	210 - 495	210 - 495
- Standard High	(rpm)	500 - 945	500 - 945	500 - 945	500 - 945	500 - 945
Double outlet fan		●	●	●	●	●
Electrical speed adjustment from the cab		●	●	●	●	●
<b>Return system</b>						
Roto-Thresher™ system	(Number of rotors)	1	1	2	2	2
Returns indication on IntelliView™ IV monitor		●	●	●	●	●
<b>Grain elevator</b>						
High Capacity grain elevator with heavy duty chain & flaps		●	●	●	●	●
<b>Grain tank</b>						
Folding covers capacity standard / optional	(t)	9000	10000	11500	11500	12500
Central filling, folding bubble-up extension		●	●	●	●	●
<b>Unloading auger</b>						
Overtop unloading		●	●	●	●	●
Unloading speed	(l/s.)	125	125	125	125	125
Grain sample inspection door		●	●	●	●	●
Grain tank fill warning device		●	●	●	●	●
Unloading auger swivel reach	(degrees)	105	105	105	105	105
Pivoting spout system		○	○	○	○	○
<b>Electrical</b>						
12 volt alternator Standard/Optional	(Amps)	190	190	190	190	190
Battery capacity	(CCA / Ah)	730 / 2x107	730 / 2x107	730 / 2x107	730 / 2x107	730 / 2x107
<b>Engine*</b>						
Compliant with emission regulations		FPT Cursor 9*	FPT Cursor 9*	FPT Cursor 9*	FPT Cursor 9*	FPT Cursor 9*
Capacity	(cm³)	8700	8700	8700	8700	8700
ECObLue™ SCR system [Selective Catalytic Reduction]		Stage V	Stage V	Stage V	Stage V	Stage V
Injection system		HI-eSCR 2	HI-eSCR 2	HI-eSCR 2	HI-eSCR 2	HI-eSCR 2
Gross engine power @ 2100rpm - ISO 14396 - ECE R120	[kW/hp[CVI]]	225/306	245/333	245/333	275/374	308/420
Max. engine power @ 2000rpm - ISO 14396 - ECE R120	[kW/hp[CVI]]	250/340	275/374	275/374	305/415	338/460
Approved Biodiesel Blend		B7**	B7**	B7**	B7**	B7**
Electronic governor type		●	●	●	●	●
Fuel consumption measuring and read-out on IntelliView™ IV monitor		●	●	●	●	●
Air compressor		○	○	○	○	○
Engine rotary air screen blow off system		○	○	○	○	○
<b>Fuel tanks</b>						
Diesel capacity / AdBlue capacity	(l)	750 / 170	750 / 170	750 / 170	1000 / 170	1000 / 170
<b>Transmission</b>						
Hydrostatic		●	●	●	●	●
4 speed gearbox		●	●	●	●	●
Remote gearshifting		●	●	●	●	●
Differential lock		●	●	●	●	●
Powered rear wheels		○	○	○	○	○
Maximum speed	(kph)	30	30	30	30	30
SmartTrax™ system		-	○	-	○	○
SmartTrax™ rubber tracks with Terraglide™ suspension		-	○	-	○	○
Heavy Duty 24" SmartTrax™ rubber tracks with Terraglide™ suspension		-	○	-	○	○
<b>Residue management</b>						
Integrated straw chopper		○	○	○	○	○
Remote adjustable deflectors		○	○	○	○	○
Remote chop / drop selection		○	○	○	○	○
Chaff spreader		○	○	○	○	○
<b>Weight</b>						
Standard version on tyres, less header and less strawchopper	(kg)	14266	14802	15507	15538	16034


● Standard ○ Optional - Not available \* Developed by FPT Industrial

\*\* Biodiesel blend must fully comply with the latest fuel specification EN14214:2009 and operation is in accordance with operator manual guidelines

Model Dimensions		CX7.80 <sup>[B]</sup> / CX7.90			CX8.70 <sup>[B]</sup> / CX8.80 / CX8.90	
		<b>Tyres</b>		<b>SmartTrax</b>	<b>Tyres</b>	
With traction wheels/tracks <sup>[A]</sup>		710/75R34	800/65R32	24" / 24" HD	800/65R32	900/60R32
Ground contact area	(m²)	-	-	1.4	-	-
Max height in transport position	(m)	3.96	3.92	3.96	3.92	3.96
Max width - transport	(m)	3.2	3.5	3.29	3.7	3.9
Max length with extended unloading tube w/o header	(m)	9.07	9.07	9.07	9.07	9.07

[A] Traction wheels other than those mentioned are also available: 710/70R42, 800/65R32, 900/60R32, 900/65R32 (Rice tyre), 800/70R32, 900/60R32, 800/70R38, 900/60R38 1050/50R32, SmartTrax 24", 28.5" and SmartTrax with Terraglide suspension 24", 24" HD, 28.5" and 34" [B] SmartTrax version not available

# New Holland Top Service: customer support and customer information.



## Top Availability

If you need information, or have an out of hours question, ring our toll-free number\*. All day, every day, we are just a call away.



## Top Speed

Express parts delivery: when you need it, where you need it!



## Top Priority

Fast-track solution during the season: because your harvest can't wait!



## Top Satisfaction

We drive and track the solution you need, keeping you informed: until you are 100% satisfied!



### For more details, ask your New Holland dealer!

\* Calls to the Top Service team are free from landlines in the United Kingdom and Republic of Ireland. UK-based mobile calls are also free, but Republic of Ireland mobile users should call 01 2421881 and this will be charged at your standard network rate.

AT YOUR OWN DEALER



[www.newholland.com/uk](http://www.newholland.com/uk) - [www.newholland.com/ie](http://www.newholland.com/ie)

