
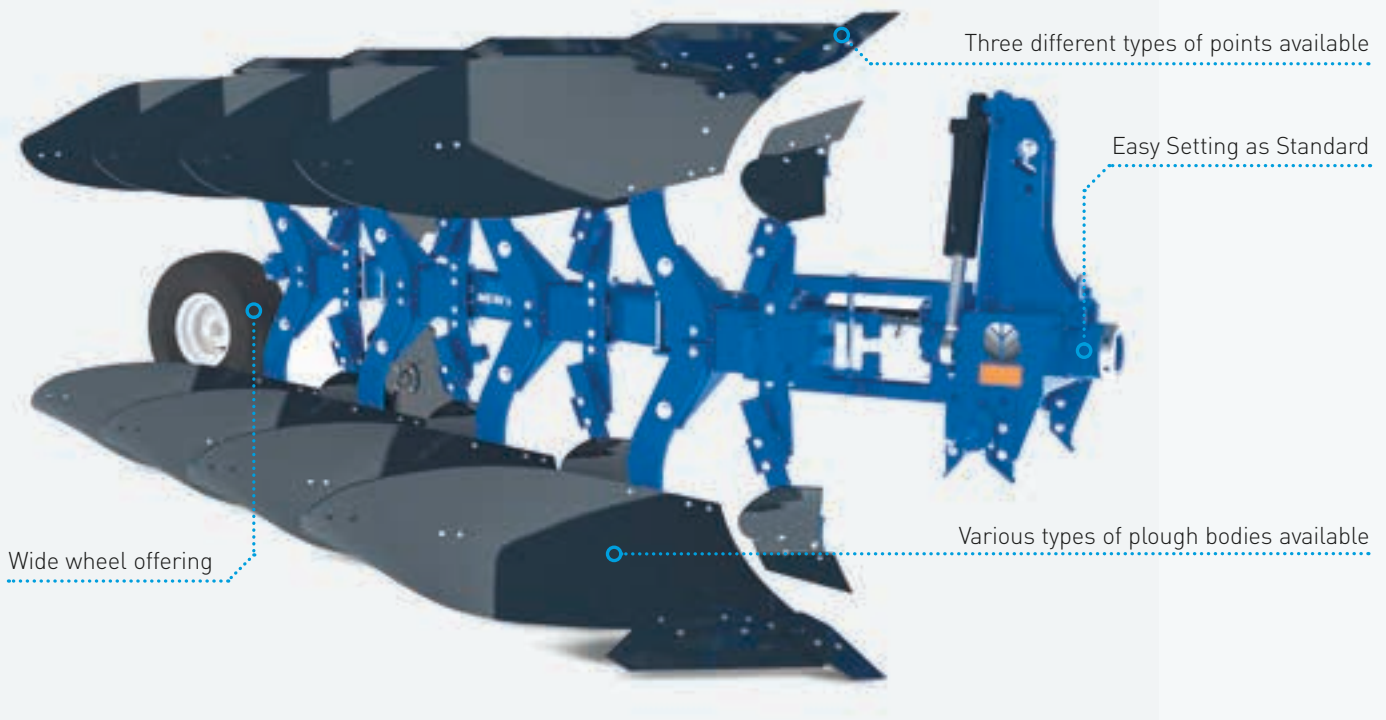


PLOUGHS



PM, PH and PX range of ploughs.

The New Holland range of fully mounted reversible ploughs is available in three different ranges, PM – standard duty, PH – heavy duty and PX – extra heavy duty. Available in a range of sizes from three, four, five and six furrows. The range is fitted with shearbolt protection as standard. For those who work in stony ground or who wish to stay firmly in the cab, the hydraulic stone protection option is available. All three ranges offer fixed working widths.



Range		PM							
Model		PM 3975S	PM 3975H	PM 3980S	PM 3980H	PM 31075S	PM 31075H	PM 31080S	PM 31080H
Number of Furrows		3	3	3	3	3	3	3	3
Point to point clearance	(cm)	90	90	90	90	100	100	100	100
Under beam clearance	(cm)	75	75	80	80	75	75	80	80
Stone release system		Shearbolt	Hydraulic	Shearbolt	Hydraulic	Shearbolt	Hydraulic	Shearbolt	Hydraulic
Release height	(mm)	405	540	405	540	405	540	405	540
Working width	(cm)	35-45	35-45	35-45	35-45	40-50	40-50	40-50	40-50
Working width adjustments settings		14" / 16" / 18"				16" / 18" / 20"			
Maximum Horsepower requirement	[kW/hp(CV)]					132/180			
Headstock axle diameter	(mm)					125			
Box section frame	(mm)					150 x 150 x 8			
Weight of plough	(kg)	940	1060	w950	1100	950	1070	960	1100

Range		PM									
Model		PM 4975S	PM 4975H	PM 4980S	PM 4980H	PM 41075S	PM 41075H	PM 41080S	PM 41080H	PM 5975S	PM 5980S
Number of Furrows		4	4	4	4	4	4	4	4	5	5
Point to point clearance	(cm)	90	90	90	90	100	100	100	100	90	90
Under beam clearance	(cm)	75	75	80	80	75	75	80	80	75	80
Stone release system		Shearbolt	Hydraulic	Shearbolt	Hydraulic	Shearbolt	Hydraulic	Shearbolt	Hydraulic	Shearbolt	Shearbolt
Release height	(mm)	405	540	405	540	405	540	405	540	405	405
Working width	(cm)	35-45	35-45	35-45	35-45	40-50	40-50	40-50	40-50	35-45	35-45
Working width adjustments settings		14" / 16" / 18"				16" / 18" / 20"				14" / 16" / 18"	
Maximum Horsepower requirement	[kW/hp(CV)]					132/180					
Headstock axle diameter	(mm)					125					
Box section frame	(mm)					150 x 150 x 8					
Weight of plough	(kg)	1110	1280	1120	1330	1120	1300	1130	1350	1280	1290

Range

PH

Model	PH 4975S	PH 4975H	PH 4980S	PH 4980H	PH 41075S	PH 41075H	PH 41080S	PH 41080H
Number of Furrows	4	4	4	4	4	4	4	4
Point to point clearance (cm)	90	90	90	90	100	100	100	100
Under beam clearance (cm)	75	75	80	80	75	75	80	80
Stone release system	Shearbolt	Hydraulic	Shearbolt	Hydraulic	Shearbolt	Hydraulic	Shearbolt	Hydraulic
Release height (mm)	405	540	405	540	405	540	405	540
Working width (cm)	35-45	35-45	35-45	35-45	40-50	40-50	40-50	40-50
Working width adjustments settings	14" / 16" / 18"				16" / 18" / 20"			
Maximum Horsepower requirement [kW/hp(CV)]					162/220			
Headstock axle diameter (mm)					150			
Box section frame (mm)					150 x 150 x 9			
Weight of plough (kg)	1420	1510	1430	1560	1440	1530	1450	1570

Range

PH

Model	PH 5975S	PH 5975H	PH 5980S	PH 5980H	PH 51075S	PH 51075H	PH 51080S	PH 51080H	PH 6975S	PH 6980S
Number of Furrows	5	5	5	5	5	5	5	5	6	6
Point to point clearance (cm)	90	90	90	90	100	100	100	100	90	90
Under beam clearance (cm)	75	75	80	80	75	75	80	80	75	80
Stone release system	Shearbolt	Hydraulic	Shearbolt	Hydraulic	Shearbolt	Hydraulic	Shearbolt	Hydraulic	Shearbolt	Shearbolt
Release height (mm)	405	540	405	540	405	540	405	540	405	405
Working width (cm)	35-45	35-45	35-45	35-45	40-50	40-50	40-50	40-50	35-45	35-45
Working width adjustments settings	14" / 16" / 18"				16" / 18" / 20"				14" / 16" / 18"	
Maximum Horsepower requirement [kW/hp(CV)]					162/220					
Headstock axle diameter (mm)					150					
Box section frame (mm)					150 x 150 x 9					
Weight of plough (kg)	1590	1820	1600	1880	1610	1840	1620	1900	1760	1770

Range

PX

Model	PX 4975S	PX 4975H	PX 4980S	PX 4980H	PX 41075S	PX 41075H	PX 41080S	PX 41080H
Number of Furrows	4	4	4	4	4	4	4	4
Point to point clearance (cm)	90	90	90	90	100	100	100	100
Under beam clearance (cm)	75	75	80	80	75	75	80	80
Stone release system	Shearbolt	Hydraulic	Shearbolt	Hydraulic	Shearbolt	Hydraulic	Shearbolt	Hydraulic
Release height (mm)	405	540	405	540	405	540	405	540
Working width (cm)	35-55	35-55	35-55	35-55	35-55	35-55	35-55	35-55
Working width adjustments settings					14" - 16" - 18" - 20" - 22"			
Maximum Horsepower requirement [kW/hp(CV)]					220/300			
Headstock axle diameter (mm)					150 - 180			
Box section frame (mm)					120 x 220 x 8			
Weight of plough (kg)	1760	1920	1820	1980	1780	1940	1840	2000

Range

PX

Model	PX 5975S	PX 5975H	PX 5980S	PX 5980H	PX 51075S	PX 51075H	PX 51080S	PX 51080H
Number of Furrows	5	5	5	5	5	5	5	5
Point to point clearance (cm)	90	90	90	90	100	100	100	100
Under beam clearance (cm)	75	75	80	80	75	75	80	80
Stone release system	Shearbolt	Hydraulic	Shearbolt	Hydraulic	Shearbolt	Hydraulic	Shearbolt	Hydraulic
Release height (mm)	405	540	405	540	405	540	405	540
Working width (cm)	35-55	35-55	35-55	35-55	35-55	35-55	35-55	35-55
Working width adjustments settings					14" - 16" - 18" - 20" - 22"			
Maximum Horsepower requirement [kW/hp(CV)]					220/300			
Headstock axle diameter (mm)					150 - 180			
Box section frame (mm)					120 x 220 x 8			
Weight of plough (kg)	2040	2200	2110	2270	2060	2220	2130	2290

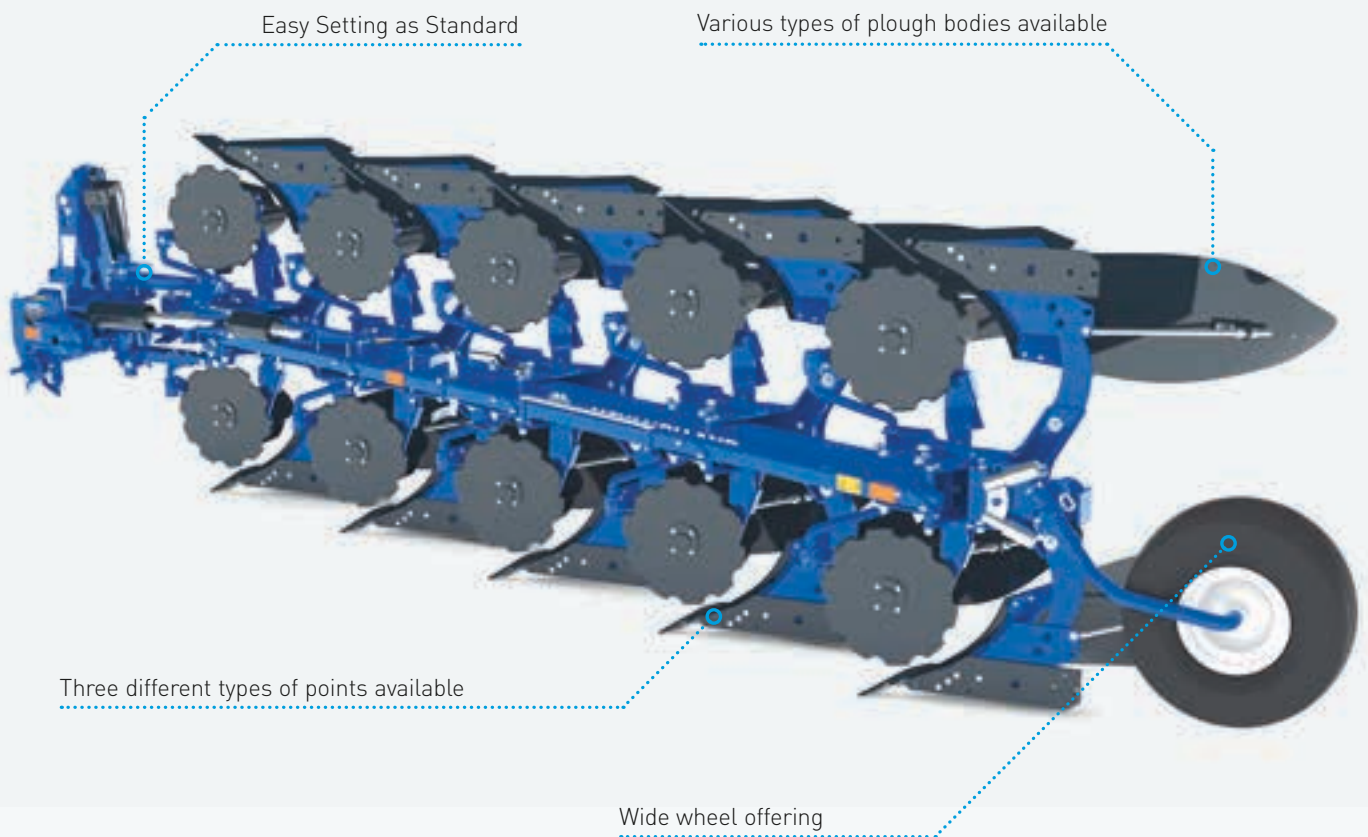
Range

PX

Model	PX 6975S	PX 6975H	PX 6980S	PX 6980H	PX 61075S	PX 61075H	PX 61080S	PX 61080H
Number of Furrows	6	6	6	6	6	6	6	6
Point to point clearance (cm)	90	90	90	90	100	100	100	100
Under beam clearance (cm)	75	75	80	80	75	75	80	80
Stone release system	Shearbolt	Hydraulic	Shearbolt	Hydraulic	Shearbolt	Hydraulic	Shearbolt	Hydraulic
Release height (mm)	405	540	405	540	405	540	405	540
Working width (cm)	35-55	35-55	35-55	35-55	35-55	35-55	35-55	35-55
Working width adjustments settings					14" - 16" - 18" - 20" - 22"			
Maximum Horsepower requirement [kW/hp(CV)]					220/300			
Headstock axle diameter (mm)					150 - 180			
Box section frame (mm)					120 x 220 x 8			
Weight of plough (kg)	2320	2490	2405	2575	2350	2520	2435	2605

PM V, PH V and PX V range of ploughs.

The New Holland range of variable width ploughs features three different ranges, standard – PM V, the heavy duty – PH V and the extra heavy duty PX V. The entire range can be specified in a range of sizes from three up to six furrows, to suit operating requirements. The PX V on-land version can be specified with seven furrows. The range is fitted with shearbolt protection as standard. For those who work in stony ground or who wish to stay firmly in the cab, the hydraulic stone protection option is available.



Range

PM V

Model	PM V 3975S	PM V 3975H	PM V 3980S	PM V 31075S	PM V 31075H	PM V 31080S	PM V 4975S
Number of Furrows	3	3	3	3	3	3	4
Point to point clearance (cm)	90	85	90	100	100	100	90
Under beam clearance (cm)	75	75	80	75	75	80	75
Stone release system	Shearbolt	Hydraulic	Shearbolt	Shearbolt	Hydraulic	Shearbolt	Shearbolt
Release height (mm)	405	540	405	405	540	405	405
Working width (cm)	30-50	30-50	30-50	30-50	30-50	30-50	30-50
Working width adjustments settings	12" - 20"						
Maximum Horsepower requirement [kW/hp(CV)]	132/180						
Headstock axle diameter (mm)	125						
Box section frame (mm)	150 x 100 x 8						
Weight of plough (kg)	990	1140	1000	1000	1150	1010	1190

Range

PM V

Model	PM V 4875H	PM V 4980S	PM V 41075S	PM V 41075H	PM V 41080S	PM V 5975S	PM V 5980S
Number of Furrows	4	4	4	4	4	5	5
Point to point clearance (cm)	85	90	100	100	100	90	90
Under beam clearance (cm)	75	80	75	75	80	75	80
Stone release system	Hydraulic	Shearbolt	Shearbolt	Hydraulic	Shearbolt	Shearbolt	Shearbolt
Release height (mm)	540	405	405	540	405	405	405
Working width (cm)	30-50	30-50	30-50	30-50	30-50	30-50	30-50
Working width adjustments settings	12" - 20"						
Maximum Horsepower requirement [kW/hp(CV)]	132/180						
Headstock axle diameter (mm)	125						
Box section frame (mm)	150 x 100 x 8						
Weight of plough (kg)	1370	1200	1200	1380	1210	1360	1370

Range

PH V

Model	PH V 5875H	PH V 5975S	PH V 5980S	PH V 51075S	PH V 51075H	PH V 51080S	PH V 51080H
Number of Furrows	5	5	5	5	5	5	5
Point to point clearance (cm)	80	90	90	100	100	100	100
Under beam clearance (cm)	75	75	80	75	75	80	80
Stone release system	Hydraulic	Shearbolt	Shearbolt	Shearbolt	Hydraulic	Shearbolt	Hydraulic
Release height (mm)	540	405	405	405	540	405	540
Working width (cm)	30-50	30-50	30-50	30-50	30-50	30-50	30-50
Working width adjustments settings	12" - 20"						
Maximum Horsepower requirement [kW/hp(CV)]	162/220						
Headstock axle diameter (mm)	150						
Box section frame (mm)	150 x 100 x 8						
Weight of plough (kg)	1530	1400	1470	1415	1545	1485	1615

Range

PX V

Model	PX V 4975S	PX V 4975H	PX V 4980S	PX V 4980H	PX V 41075S	PX V 41075H	PX V 41080S	PX V 41080H
Number of Furrows	4	4	4	4	4	4	4	4
Point to point clearance (cm)	90	90	90	90	100	100	100	100
Under beam clearance (cm)	75	75	80	80	75	75	80	80
Stone release system	Shearbolt	Hydraulic	Shearbolt	Hydraulic	Shearbolt	Hydraulic	Shearbolt	Hydraulic
Release height (mm)	405	540	405	540	405	540	405	540
Working width (cm)	35-55	35-55	35-55	35-55	35-55	35-55	35-55	35-55
Working width adjustments settings	14" - 22"							
Maximum Horsepower requirement [kW/hp(CV)]	220/300							
Headstock axle diameter (mm)	150 - 180							
Box section frame (mm)	120 x 220 x 8							
Weight of plough (kg)	1760	1920	1820	1980	1780	1940	1840	2000

Range

PX V

Model	PX V 5975S	PX V 5975H	PX V 5980S	PX V 5980H	PX V 51075S	PX V 51075H	PX V 51080S	PX V 51080H
Number of Furrows	5	5	5	5	5	5	5	5
Point to point clearance (cm)	90	90	90	90	100	100	100	100
Under beam clearance (cm)	75	75	80	80	75	75	80	80
Stone release system	Shearbolt	Hydraulic	Shearbolt	Hydraulic	Shearbolt	Hydraulic	Shearbolt	Hydraulic
Release height (mm)	405	540	405	540	405	540	405	540
Working width (cm)	35-55	35-55	35-55	35-55	35-55	35-55	35-55	35-55
Working width adjustments settings	14" - 22"							
Maximum Horsepower requirement [kW/hp(CV)]	220/300							
Headstock axle diameter (mm)	150 - 180							
Box section frame (mm)	120 x 220 x 8							
Weight of plough (kg)	2040	2200	2110	2270	2060	2230	2130	2290

Range

PX V

Model	PX V 6975S	PX V 6975H	PX V 6980S	PX V 6980H
Number of Furrows	6	6	6	6
Point to point clearance (cm)	90	90	90	90
Under beam clearance (cm)	75	75	80	80
Stone release system	Shearbolt	Hydraulic	Shearbolt	Hydraulic
Release height (mm)	405	540	405	540
Working width (cm)	35-55	35-55	35-55	35-55
Working width adjustments settings	14" - 22"			
Maximum Horsepower requirement [kW/hp(CV)]	220/300			
Headstock axle diameter (mm)	150 - 180			
Box section frame (mm)	120 x 220 x 8			
Weight of plough (kg)	2320	2500	2405	2575


Range

PX V OL

Model	PX V 5975H OL	PX V 5980H OL	PX V 6975H OL	PX V 6980H OL	PX V 7975H OL	PX V 7980H OL
Number of Furrows	5	5	6	6	7	7
Point to point clearance (cm)	90	90	90	90	90	90
Under beam clearance (cm)	75	80	75	80	75	80
Stone release system	Hydraulic	Hydraulic	Hydraulic	Hydraulic	Hydraulic	Hydraulic
Release height (mm)	540	540	540	540	540	540
Working width (cm)	35-55	35-55	35-55	35-55	35-55	35-55
Working width adjustments settings	14" - 22"					
Maximum Horsepower requirement [kW/hp(CV)]	265/360					
Headstock axle diameter (mm)	150 - 180					
Box section frame (mm)	120 x 220 x 8					
Weight of plough (kg)	2800	2870	3100	3185	3400	3500

PSH and PSH V range of ploughs.

The two model range of semi-mounted reversible ploughs from New Holland features PSH, heavy duty and PSH V heavy duty variable width ploughs. The semi-mounted design is ideal for transport intensive operations. Available in six, seven and eight furrow models, the range is fitted with shearbolt protection as standard. For those who work in stony ground or who wish to stay firmly in the cab, the hydraulic stone protection option is available.



Range	PSH					
Model	PSH 61080S	PSH 61080H	PSH 71080S	PSH 71080H	PSH 81080S	PSH 81080H
Number of Furrows	6	6	7	7	8	8
Point to point clearance (cm)	100	100	100	100	100	100
Under beam clearance (cm)	80	80	80	80	80	80
Stone release system	Shearbolt	Hydraulic	Shearbolt	Hydraulic	Shearbolt	Hydraulic
Release height (mm)	405	540	405	540	405	540
Working width (cm)	35-45	35-45	35-45	35-45	35-45	35-45
Working width adjustments settings	14" / 16" / 18"					
Maximum Horsepower requirement [kW/hp(CV)]	265/360					
Box section main frame (mm)	250 x 150 x 8					
Box section drawbar frame (mm)	180 x 180 x 10					
Weight of plough (kg)	3000	3300	3140	3575	3275	3775

Range	PSH V							
Model	PSH V 51080S	PSH V 51080H	PSH V 61080S	PSH V 61080H	PSH V 71080S	PSH V 71080H	PSH V 81080S	PSH V 81080H
Number of Furrows	5	5	6	6	7	7	8	8
Point to point clearance (cm)	100	100	100	100	100	100	100	100
Under beam clearance (cm)	80	80	80	80	80	80	80	80
Stone release system	Shearbolt	Hydraulic	Shearbolt	Hydraulic	Shearbolt	Hydraulic	Shearbolt	Hydraulic
Release height (mm)	405	540	405	540	405	540	405	540
Working width (cm)	35-55	35-55	35-55	35-55	35-55	35-55	35-55	35-55
Working width adjustments settings	14" - 22"							
Maximum Horsepower requirement [kW/hp(CV)]	265/360							
Box section main frame (mm)	120 x 220 x 10							
Box section drawbar frame (mm)	180 x 180 x 10							
Weight of plough (kg)	2730	3940	3890	4205	4180	4470	4375	4730

New Holland Top Service: customer support and customer information.



Top Availability

If you need information, or have an out of hours question, ring our toll-free number*. All day, every day, we are just a call away.



Top Speed

Express parts delivery: when you need it, where you need it!



Top Priority

Fast-track solution during the season: because your harvest can't wait!



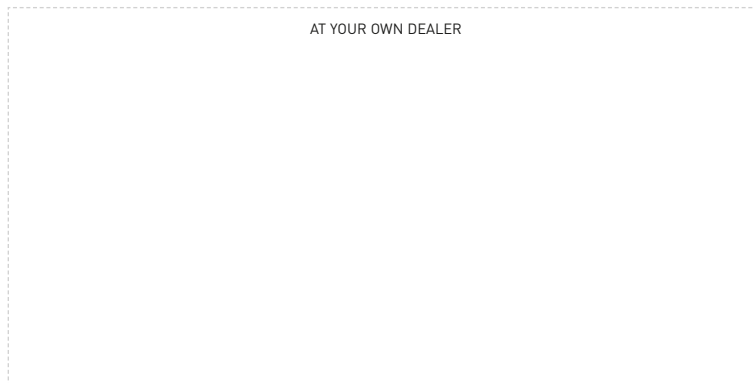
Top Satisfaction

We drive and track the solution you need, keeping you informed: until you are 100% satisfied!



For more details, ask your New Holland dealer!

* Calls to the Top Service team are free from landlines in the United Kingdom and Republic of Ireland. UK-based mobile calls are also free, but Republic of Ireland mobile users should call 01 2421881 and this will be charged at your standard network rate.



www.newholland.com/uk - www.newholland.com/ie

