



THE NEW GENESIS® T8
WITH PLM INTELLIGENCE™

*let's
get it done.*

Built for the
way you work

Innovation meets intuition

Growing production demands, resource challenges, labor shortages, weather uncertainties...these are just a few of the obstacles you face every day.

You need a dependable partner in the field to help you simplify things. One that knows your operation inside and out. That connects you effortlessly to real-time resources and insights. That adapts to the way you work...not the other way around.



That's why we built the new GENESIS T8® with PLM Intelligence™ around the input of operators like you. From a reimagined cab designed to offer the most comfortable and convenient driver experience, to next-generation intuitive controls that can be easily customized to the tasks at hand, every detail has been carefully engineered to meet your needs.

The new GENESIS T8 with PLM Intelligence is also the first tractor on the market to fully integrate New Holland's advanced Precision Land Management platform. So, no matter where you are, you're always connected to real-time insights, information, and support.

All of these advances and innovations have evolved to create **the most intuitive tractor the field has ever seen.**


INTRODUCING

The New GENESIS T8 with PLM Intelligence



Experience the next evolution in agriculture

Here's a quick overview of the latest advances and adaptations built into the GENESIS T8 with PLM Intelligence.




1 CUSTOMIZABLE CONTROL

When the time comes to deliver precision results in the field, there's no room for a "one-size-fits-all" approach. Every operator has their own unique preferences and requirements. So, we built your controls package around the revolutionary idea that custom adjustments should come standard.




2 IMPROVED VISIBILITY

Whether you're in an open field or on a busy road, awareness of your surroundings is essential. We've reduced in-cab obstructions, placed your InfoView™ monitor in direct line-of-sight and even installed nose mounted and rear facing cameras for road safety and in-field work. And now with three lighting packages to choose from, you can turn night into day. Welcome to your new horizon.




3 ENHANCED COMFORT

With all the hours you spend in the field, shouldn't work feel a little more like home? We think so. That's why we've added more accessible storage, USB power ports, HVAC vents, egress lights, and the most comfortable seat outside of your living room.



4 ADVANCED SUPPORT

When you drive a tractor that measures productivity and precision in seconds and inches, you have no patience for "downtime." Introducing MyPLMConnect, stay in touch with your machines at all times, from anywhere. We engineered in remote connectivity to provide advanced diagnostics, Remote Display Viewing, and software updates wherever you need it, wherever you are.



5 INTUITIVE SIMPLICITY

True innovation doesn't require an advanced degree to operate. To help you harness all of the powerful features and technologies built into the new T8, we developed a user-friendly interface that feels as natural and instinctual as agriculture itself.

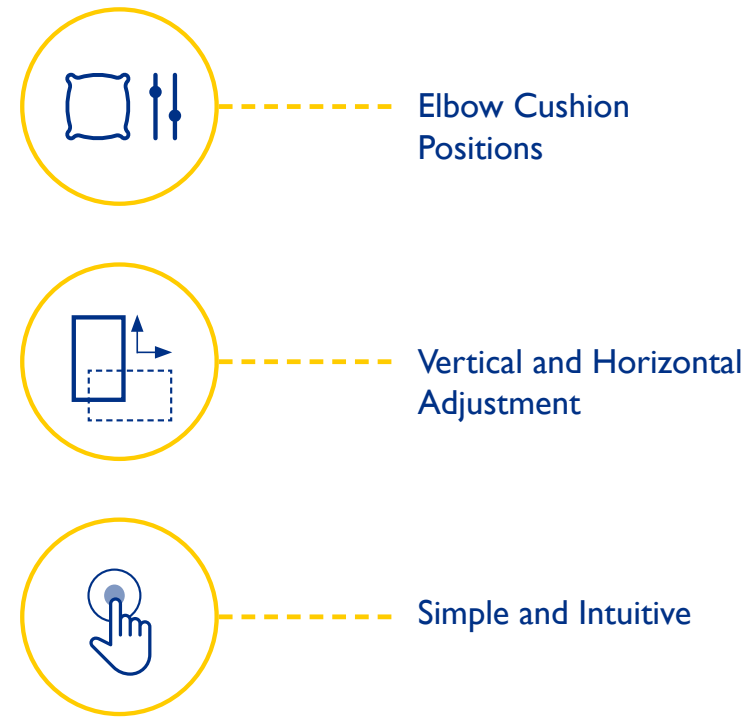


Your entire farm at your fingertips

The new GENESIS T8 with PLM Intelligence has been re-envisioned to put complete control within your reach. At the center of the newly reconfigured cab is a masterpiece of ergonomic engineering: The SideWinder™ Ultra armrest combines comfort and function, providing easy access to all key controls. And, with simplified, no look operations, you can focus on the task at hand and the horizon ahead.



THE NEW
SideWinder™ Ultra



- 1 COMMANDGRIP™**
Controls tractor transmission functions as well as hydraulic remotes along with improved button orientation and handle ergonomics
- 2 CONFIGURABLE HYDRAULIC REMOTES**
Control all eight remote valves from any of 15 hydraulic buttons in cab
- 3 CONFIGURABLE BUTTONS**
Up to nine configurable buttons programmable to the task at hand
- 4 PHONE & RADIO CONTROLS**
Bluetooth connection allows you to control phone and radio through armrest or display
- 5 CLIMATE CONTROLS**
Multi-zone HVAC and defrost system ensures optimal comfort and visibility
- 6 ADJUSTABLE ARMREST**
Multi-directional, independent motion provides infinite comfort configurations

Always connected always in control

Easily set up tasks from the home screen with the customizable IntelliView™ 12 in-cab monitor. Quick configuration options let you customize your run screens, expand tiles and more, giving you at-a-glance readability for every task.

HERE ARE A FEW OF THE ADVANCED FEATURES AVAILABLE:



CUSTOM LAYOUT OPTIONS
FOR EACH INDIVIDUAL JOB
AND OPERATOR



3D MAP AVAILABLE
IN 4 SIZES FOR
MULTIPLE VIEWS



TOUCHSCREEN OR
ENCODER NAVIGATION
FOR ADDED CONTROL



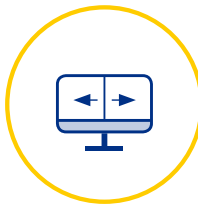
TABLET-BASED USER
INTERFACE FOR EASE
OF OPERATION




SEAMLESS INTEGRATION
WITH PLM 1 AND PLM 2
GUIDANCE SUBSCRIPTIONS
FOR ADVANCED PRECISION



IMPLEMENT SETTING
STORAGE DATABASE
FOR REPEATABLE
RESULTS



Customization
Run Screens



Increased Readability
(even in sunlight)



Tablet Based User Interface



USB/Camera Inputs, Built In Speakers, Front Camera



Your partner in the field

Technology will continue to evolve over time. But farming will always depend on a **foundation of community and connection**. The new GENESIS T8 with PLM Intelligence is designed to strengthen and reinforce those bonds, bringing together the people and innovations that make modern agriculture possible.



CUSTOMER-TO-VEHICLE CONNECTIVITY

allows you to run your farm business from the cab, the farm office or the other side of the world.



DEALER-TO-VEHICLE CONNECTIVITY

helps you minimize downtime with proactive support, remote monitoring and diagnostics, and in-field software updates.



ADVISOR-TO-VEHICLE CONNECTIVITY

lets you stay in touch with nutritionists, agronomists and other experts to improve decision-making on the move.

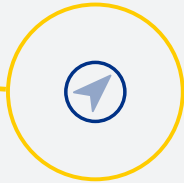
Bring precision agriculture and vehicle control into a single, seamless in-cab experience unlike anything the industry has ever seen with the new GENESIS T8 with PLM Intelligence.

VISIT [GENESIST8.NEWHOLLAND.COM](https://www.genesist8.newholland.com) TO LEARN MORE

PLM CYGNUS - RECEIVER



Improved positioning
with integrated terrain
compensation



Quicker convergence times
and reliability in tough conditions
(valleys and tree lines)



Correction Signals
to fit your needs:
PLM 1 (6 inch accuracy)
PLM 2 (2 inch accuracy)
RTK & PLM RTK+ (Sub inch accuracy)

MODELS		T8.320	T8.350	T8.380	T8.410	T8.435	T8.380 SMARTTRAX	T8.410 SMARTTRAX	T8.435 SMARTTRAX
ENGINE*									
No. of cylinders / Aspiration / Valves / Emission level		6/WT/24/ Tier 4B	6/eVGT/24/ Tier 4B	6/eVGT/24/ Tier 4B	6/eVGT/24/ Tier 4B	6/eVGT/24/ Tier 4B	6/eVGT/24/ Tier 4B	6/eVGT/24/ Tier 4B	6/eVGT/24/ Tier 4B
Displacement	Cubic in. (L)	531 (8.7)	531 (8.7)	531 (8.7)	531 (8.7)	531 (8.7)	531 (8.7)	531 (8.7)	531 (8.7)
Max. EPM horsepower** - ISO - ECE R120, 1800 rpm	kW/hp (CV)	235 / 320	258 / 351	281 / 381	301 / 409	320 / 435	281 / 381	301 / 409	320 / 435
Rated horsepower - ISO - ECE R120, 2000 rpm	kW/hp (CV)	184 / 250	206 / 280	229 / 311	250 / 340	279 / 380	229 / 311	250 / 340	279 / 380
PTO HP (SAE)	kW/hp (CV)	153 / 205	175 / 235	198 / 265	216 / 290	235 / 315	198 / 265	216 / 290	235 / 315
Service Interval	Hours	600	600	600	600	600	600	600	600
TRANSMISSION									
AXLES									
Ultra Command/Auto Command									
Terraglide™ front axle suspension		o	o	o	o	o	o	o	o
HYDRAULICS									
Standard pump flow	gpm (Lpm)	44 (166)	44 (166)	44 (166)	44 (166)	44 (166)	43 (161)	43 (161)	43 (161)
MegaFlow™ option	gpm (Lpm)	75 (282)	75 (282)	75 (282)	75 (282)	75 (282)	73 (274)	73 (274)	73 (274)
REMOTE VALVES									
Remotes - Electro-hydraulic	STD (opt)	4 (5/8)	4 (5/8)	4 (5/8)	4 (5/8)	4 (5/8)	4 (5/8)	4 (5/8)	4 (5/8)
LINKAGE									
Rear linkage category	lbs. (kg)	Cat III/IIIN	Cat III/IIIN Cat IVN/III	Cat III/IIIN Cat IVN/III	Cat IVN/III	Cat HD IVN/III	Cat HD IVN/III	Cat HD IVN/III	Cat HD IVN/III
Cat III/IIIN Lift capacity 43"links/38" links, 4" rear axle	lbs. (kg)	12,900 (5851) / 14,900 (6758)	—	—	—	—	—	—	—
Cat III/IIIN Lift capacity 43"links/38" links, 4.5" rear axle	lbs. (kg)	15,900 (7212) - 19,500 (8119)				—	—	—	—
Cat IVN/III Lift capacity 43"links/38" links, 4.5" rear axle	lbs. (kg)	—	17,500 (7938) / 19,500 (8845)			—	—	—	—
Cat HD IVN/III, 5" rear axle	lbs. (kg)	—	—	—	—	19,900 (9026)	19,900 (9026)	19,900 (9026)	19,900 (9026)
CAB									
Comfort Ride™ cab suspension		o	o	o	o	o	•	•	•
IntelliSteer® guidance complete		•	•	•	•	•	•	•	•
Cab sound level	dBA	68	68	68	68	68	69	69	69
Volume-size	cu. ft. (cu. m)	109.5 (3.1)	109.5 (3.1)	109.5 (3.1)	109.5 (3.1)	109.5 (3.1)	109.5 (3.1)	109.5 (3.1)	109.5 (3.1)
Glass	sq. ft. (m sq.)	68.5 (6.4)	68.5 (6.4)	68.5 (6.4)	68.5 (6.4)	68.5 (6.4)	68.5 (6.4)	68.5 (6.4)	68.5 (6.4)
Estimated average standard weight***	lbs. (kg)	22,200 (10,070)	22,377 (10,150)	22,487 (10,200)	22,663 (10,280)	26,191 (11,880)	35,788 (16,233)	35,788 (16,233)	35,788 (16,233)
MAX BALLASTING	lbs. (kg)	27,734 (12,580)	31,791 (14,420)	35,847 (16,260)	39,150 (17,800)	41,170 (18,700)	41,170 (18,700)	41,170 (18,700)	41,170 (18,700)

• Standard o Optional — Not Available
* Developed by FPT Industrial **Power boost available during mobile PTO, hydraulic or transport speeds
*** Weight is based on tractor equipped with standard equipment, minimum fuel, no ballast, no operator and single wheel equipment

Learn more at [newholland.com](https://www.newholland.com)

Design, materials and/or specifications are subject to change without notice and without liability therefor. Specifications are applicable to units sold in Canada, the United States, its territories and possessions, and may vary outside these areas.

© 2019 CNH Industrial America LLC. All rights reserved. New Holland is a trademark registered in the United States and many other countries, owned by or licensed to CNH Industrial N.V., its subsidiaries or affiliates. Any trademarks referred to herein, in association with goods and/or services of companies, other than owned by or licensed to CNH Industrial N.V., its subsidiaries or affiliates, are the property of those respective companies.



Safety begins with a thorough understanding of the equipment. Always make sure you and your operators read the Operator's Manual before using the equipment. Pay close attention to all safety and operating decals and never operate machinery without all shields, protective devices and structures in place.

