

SPEEDROWER® SELF-PROPELLED WINDROWERS

Speedrower® 160 | Speedrower® 220 | Speedrower® 260



The Speedrower® legacy continues.

The Speedrower® self-propelled windrower name is synonymous with unparalleled efficiency, durability and the brute power required to meet any crop head-on and cut or swath it in record time. While many things have changed on Speedrower windrowers during their history of more than 50 years, one thing has not — their proven record of reliability and performance. That heritage continues with the newest models. New Holland continues to raise the bar and put even more SPEED in Speedrower!



1960s: New Holland revolutionized the industry with its first self-propelled windrower. It featured a gas engine, variable belt and planetary drive. Later in the decade, gas or diesel engines that ranged up to 81 horsepower were offered. Improvements in operator comfort included a cab with heat and air conditioning. Models in the late 60s also featured a hydrostatic drive. Available heads included a 10- or 12-foot auger head, draper head, and the option for chevron intermeshing conditioning rolls.

1970s: New Holland introduced medium-duty Speedrowers that were updated with new gas or diesel engines that boasted more horsepower, a steering wheel, and a new planetary drive design. Sickle and draper models were offered with sickle heads available in 12-, 14-, and 16-foot cutting widths.

1980s: The Speedrower windrower finally started to take on the familiar shape of today's machines. The first commercial-grade model was introduced with a diesel engine rated at 100 horsepower and a top road speed of 14 mph. Steering control was upgraded and a new cab was unveiled. The newly designed Rolareel™ 12-foot hay head was developed and the sickle head offering expanded to include an 18-foot model.

1990s: New Holland built on the style improvements from the 1980s and updated the hydraulic system. New configurations and tire options aided in hay and draper applications. The introduction of New Holland's first disc mower-conditioner header for windrowers came in this decade.

2000s: New Holland implemented several key advancements in this decade, including expanding the engine offering to include both four- and six-cylinder engines with horsepower ranging from 87 to 225. HW Series windrowers were introduced with an improved and spacious cab and increased ground clearance. Advancements in disc cutting and an upgraded engine-cooling package were included with the HW Series introduction.

2010s: New Holland continues to offer industry-leading features. Speedrower windrowers provide the greatest level of productivity in hay and draper applications. Increased engine horsepower now ranges from 150 to 260. Speedrower windrowers are propelled to a whole new level with an optional 24-mile-per-hour high-speed transport and innovative RoadCruise™ system that saves time and fuel. Other improvements include integrated factory-installed IntelliSteer™ auto guidance and the ComfortRide™ cab. Reliable twin-pump drive improves performance in all hay and draper applications. Today, New Holland offers an array of Haybine® sickle, Durabine™ disc, and DuraSwath™ draper head solutions so you can maximize harvest efficiency. New Holland reached a milestone in 2015, celebrating the 50th anniversary of Speedrower windrowers.





Step into the next generation of awesome

Today’s Speedrower windrowers set the standard with best-in-class operator comfort, increased horsepower, fuel efficiency, and advanced Tier-4B-compliant engines. Now you can have the advantage of New Holland’s proven ECOBlue™ engine technology that’s been tackling tough jobs in New Holland tractors for over four years. Plus, the new Speedrowers look great with updated styling that is functional too!

Model	Rated Horsepower (Max Horsepower)	Tier 4B Engine	Fuel Injection	Top Speed (mph)*
Speedrower 160	150 (160)	4.5L 4-cylinder	Electronic	24
Speedrower 220	210 (220)	6.7L 6-cylinder	Electronic	24
Speedrower 260	250 (261)	6.7L 6-cylinder	Electronic	24

*Top speed based on optional High Speed Transport, choice of tires affects top speed capabilities of Speedrower Series windrowers.

New Holland's ECOBlue™ HI-eSCR Solution.

Speedrower® windrowers are powered by ECOBlue™ HI-eSCR (High-Efficiency Selective Catalytic Reduction) engines developed by New Holland's sister company FPT Industrial. These Tier4B-compliant engines offer you four key benefits:

Performance: You get more power, torque, torque back-up and engine power management while maintaining outstanding transient response.

Efficient operation: Only clean, fresh air is fed into the engine, which leads to more complete combustion, resulting in more power from less fuel. You will also benefit from reduced life-long operating costs.

Simplicity: This simpler engine solution ensures a higher power potential, whereas the reduced need for cooling means more efficient operation.

Consistency: There is no change in vehicle operation since these engines use an after-treatment system. The proven technology uses AdBlue™ Diesel Exhaust Fluid (DEF) to transform harmful nitrogen oxides into harmless water and nitrogen.

ECOBBlue™ **HI-eSCR**



Inside ECOBlue™ HI-eSCR

This new system is an evolution of the existing New Holland ECOBlue SCR system found featuring the highest NOx conversion efficiency in the industry. This multi-patented system uses a new Engine Control Unit, which not only manages the engine, but also the HI-eSCR after-treatment system by controlling the supply and dosing modules. Using a dedicated closed-loop system, it continuously monitors the NOx levels in the exhaust gases, ensuring that during every cycle the precise amount of DEF is injected to achieve NOx conversion of over 95%, all while guaranteeing low fluid consumption.


The importance of transient response

At New Holland, we're passionate about transient response. It's your productivity guarantee. Put simply, since the engine breathes only clean fresh air, it can react more quickly when placed under load — a lot more quickly in fact. So when you're cutting thick winter forage, swathing heavy canola, or harvesting tough cutting hay crops, you'll be able to maintain a constant forward speed with the performance you expect from your Speedrower self-propelled windrowers. Transient response. We've got it covered.

Save fuel to reduce your carbon footprint

Emissions released from burning diesel are a significant contributor to a farm's overall carbon footprint. ECOBlue HI-eSCR technology for Tier 4B compliance, reduces NOx emissions while maintaining impressive fuel efficiency, bringing about a substantial cut in your farm's carbon emissions.

Visit www.carbonid.newholland.com to find out how much carbon you could save!



Powered by FPT Industrial

Experienced: New Holland is not going it alone when it comes to Tier 4 technology. They can draw on the experience and expertise of their in-house engine development group, FPT Industrial.

Pioneering: FPT invented Common Rail technology in the 1980s then in the 2000s was first to introduce it to agricultural machines with the launch of the New Holland TS-A tractors. Pioneering. Always.

Proven: FPT Industrial pioneered Selective Catalytic Reduction (SCR) technology since 1995 producing well over 350,000 SCR engines for the agricultural, construction and trucking industries. The award-winning ECOBlue™ HI-eSCR solution has been extensively tested and has clinched numerous awards. Reliability. Confirmed.

Cleaner Worldwide: CNH Industrial has topped the Dow Jones Sustainability World and Europe indexes consecutively, demonstrating a commitment to economic, environmental and social performance worldwide. Confirmed Cleaner, Everywhere.

Brute power with a fuel conscience.

Tier 4B Speedrower® Series engines offer the best of all worlds — increased power and performance, combined with improved fuel efficiency — all in a cleaner-burning engine. How much better can it get? New Holland achieves Tier 4B emissions levels with a Selective Catalytic Reduction (SCR) system, employing Diesel Exhaust Fluid (DEF), and a Diesel Oxidation Catalyst (DOC) Canister.

Speedrower Tier 4B components

- 1 Diesel Exhaust Fluid (DEF) Tank** – Features on-ground fill point, a heating element to facilitate operation in below-freezing temperatures, and a filter to maintain system cleanliness
- 2 Diesel Oxidation Catalyst (DOC) Canister with Dosing Module (Nozzle)** – location where a controlled amount of DEF is introduced and mixed into the untreated exhaust gas
- 3 Selective Catalytic Reduction (SCR) Canister** – Replaces the standard muffler and is the location where the catalytic chemical reaction takes place
 - **Nitrogen Oxide (NOx) Sensor** – one sensor measures NOx in the untreated exhaust, while a second one measures NOx as it exits the exhaust treatment system at the exhaust pipe
 - **Turbo Flapper Valve** – Maintains optimum engine exhaust temperature to maximize efficiency of the catalytic process



Selective Catalytic Reduction (SCR) process

- Exhaust gases leave turbo outlet and travel through the DOC canister, where precise amounts of DEF are injected into the exhaust stream
- DEF quickly vaporizes and converts to ammonia and carbon dioxide (the basic elements of DEF)
- Exhaust, carbon dioxide and ammonia pass into the SCR chamber
- In the SCR canister, carbon dioxide is neutralized and the ammonia catalytically reacts with NOx
- After the catalytic reaction, harmless nitrogen vapor and water vapor are released through the exhaust pipe to the atmosphere

Upgraded cooling package

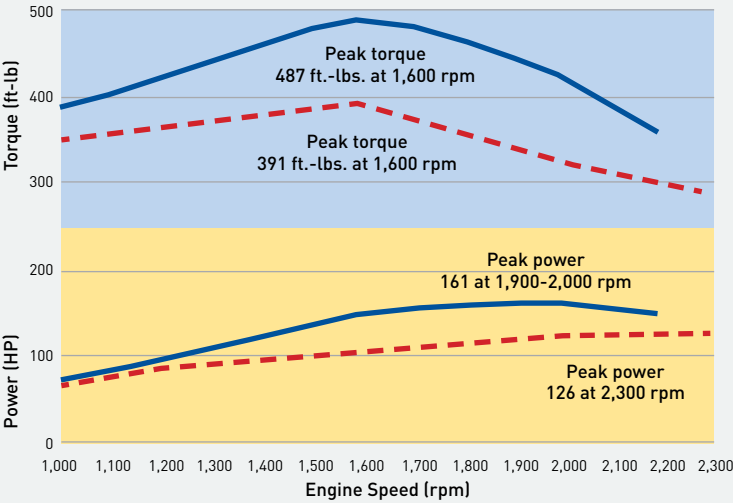
The Speedrower cooling system is designed to suit the cooling needs of each model and offers increased cooling capacity compared to previous models. The rotary air screen housing is made of steel and creates a tight seal, resulting in improved performance. The wand and duct system is a full third larger than previous models and the rotary screen motor has been upgraded to ensure the screen is continually cleaned. When working in extreme temperature conditions, add the optional diesel fuel cooler for a clean, efficient burn and to capture more horsepower from every gallon of fuel.



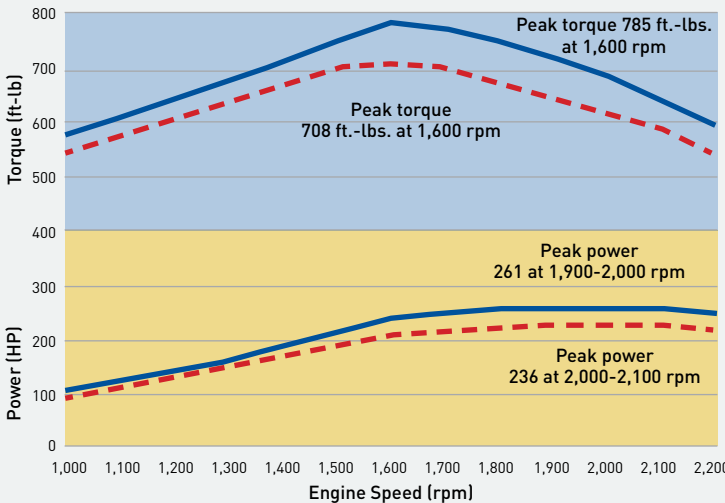
Engines tuned for reliable performance

The new Speedrower Tier 4B 6-cylinder engines provide an impressive 10% boost in engine horsepower, and the 4-cylinder upgrade to electronic common-rail fuel delivery provides an amazing 20% increase over the prior Tier 3 model. With more torque than before, Speedrower windrowers are the right choice to climb hills and power through the tough stuff, offering reliable power when you need it most.

POWER AND TORQUE
SR160 (Tier 4) compared SR130/H8040 (Tier 3)

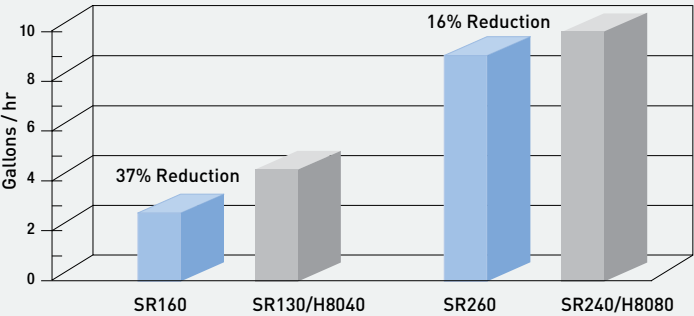


POWER AND TORQUE
SR260 (Tier 4) compared to SR240/H8080 (Tier 3)



--- Torque - Tier 3 (ft.-lb.) --- Power - Tier 3 (ft.-lb.)
— Torque - Tier 4B (ft.-lb.) — Power - Tier 4B (ft.-lb.)

OBSERVED FUEL USE



Increased efficiency with decreased cost

The new Tier 4B engines, combined with programmable throttle, lead to maximum fuel efficiency, resulting in decreased operating costs. The programmable engine throttle allows you to set the engine speed to just what you need, creating even more fuel savings. The reduction in fuel consumption means fewer fill ups, allowing for more uninterrupted time in the field. Now, the Speedrower goes further and longer without stopping to fill up.

*New Holland performance data based on average results of field test machines working in the field using model noted above.

You won't need to be in your easy-chair to relax.

We have come a long way from the open-station windrowers from the 1960's. The latest Speedrower® windrowers feature unrivaled control and comfort, with a luxurious cab that is standard equipment. With independent rear axle suspension and Comfort Ride™ cab suspension, you will hardly even know that you are in the field. New Holland achieves superior handling with its unique steering control and industry-leading CommandGrip™ multi-function handle that puts essential machine functions right at your fingertips.



Ideal comfort and visibility

Operators of all sizes will find comfort in the deluxe air-ride seat. Thanks to the air-ride suspension, three fore/aft settings and lumbar adjustment, you get the support you need. The adjustments toward ideal comfort continue with a three-way adjustable steering wheel that tilts at both floor and knee level and also telescopes. Cab comfort is complete with the high-capacity air-conditioning and heating system that maintains the desired temperature. The tinted, curved glass windshield provides you with an outstanding overall view, offering the cab visibility and comfort you want and need. Anytime day or night, you have the visibility you need with optional LED lighting packages featuring four front lights, two rear lights, and twin stubble lights.

Deluxe cab upgrade

Take superior ride quality and operating ease to the next level with the following upgrades:

- Front and rear sunscreens
- An upgrade from the standard Delphi radio with two speakers to an upgraded Delphi satellite and Bluetooth radio with four matched premium speakers
- Automatic Temperature Control so you can dial in the perfect temperature
- Additional sound dampening material to reduce cab noise



Optional electronic adjustable mirrors allow you to stay in the cab and adjust the mirrors between road and field use. You can upgrade from the deluxe, air-ride, fabric-covered operator's seat with fore/aft isolator, lumbar adjustment and ride dampening to the optional premium leather seat. It is heated for maximum comfort, and a matching leather instructional seat is also included in this upgrade.


Now you can get all the latest hands-free and entertainment technology in your new Speedrower! The optional Delphi satellite-capable radio allows you to stay tuned to your favorite satellite station. Even better, the Bluetooth device in the radio means you can connect any Bluetooth enabled device and have your favorite tunes wherever you mow. The Bluetooth connectivity also means you can talk hands-free, safely while you work. A microphone located in the headliner allows you to communicate hands-free. The upgraded radio also includes a USB port and auxiliary line-in.

Independent rear axle suspension

This patented axle suspension option works by utilizing separate left and right axle members to oscillate independently on adjustable, pressurized air suspension bags. This system provides exceptional ride quality so you can operate faster and with ease on uneven terrain. Feel the difference in ride quality just once, and you will wonder how you ever operated without it.

Comfort Ride™ cab suspension

This standard feature means smooth sailing — or riding — across even the roughest fields. The unique Comfort Ride system cushions you from chassis motion for industry-leading comfort. The four-point suspension includes isolated mounts on the front and coil springs over the shocks at the rear. This allows you to comfortably take on tough fields and glide across pivot tracks.

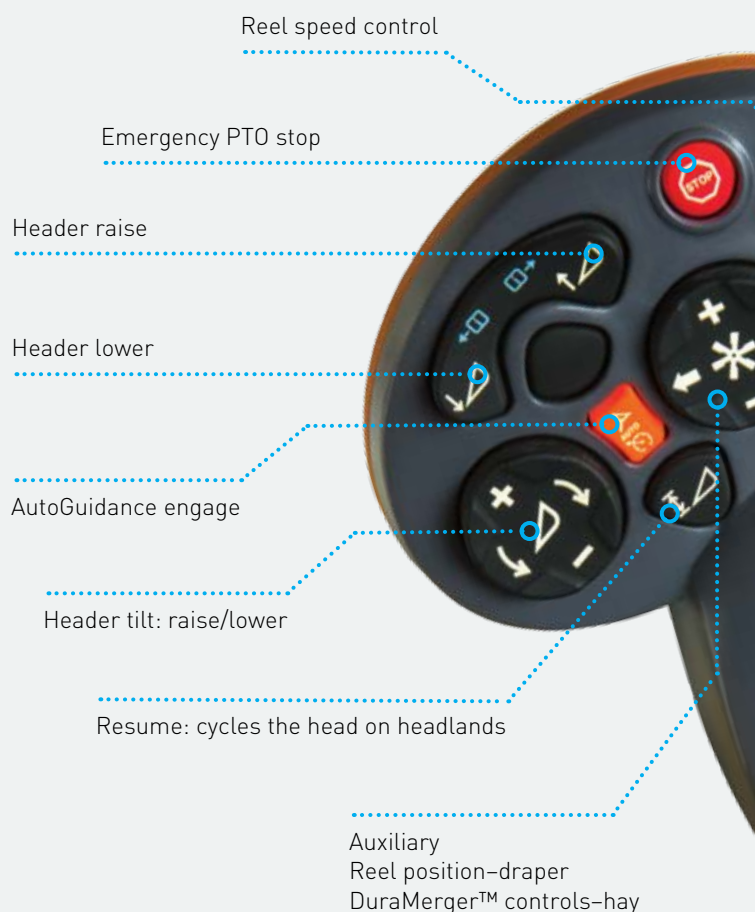


Take command with CommandGrip™.

The CommandGrip™ multi-function handle is extremely comfortable to use and puts precision control at your fingertips. With this one handle, you control the hydrostatic transmission with its infinitely variable speeds in forward and reverse, as well as header and reel position. Other controls on the CommandGrip handle include auto-guidance engagement and a convenient “resume” button to effortlessly return the header to a pre-set work position after each pass.

Intelliview™ IV Touchscreen Display Option

This customizable 10-inch color touchscreen display is featured in other New Holland products and is your gateway to monitoring machine functions, changing settings, tracking your jobs, work rate, and many more tasks—right from your fingertips. The display is intelligent, allowing you to personalize the layout of six different “run” screens to show whatever information you need to work efficiently. Also, a USB port in the back of the display allows for data collection at the end of the workday.





The speed in Speedrower®.

New Holland's continued innovation has led to an optional three range hydrostatic drive that produces transport speeds up to 24 mph*, making it an excellent choice when you need to move quickly between farm and field. Time is a nonrenewable resource, and Speedrower® windrowers help make the most of your time.

Save fuel with RoadCruise™ transport mode

RoadCruise™ transport mode comes standard on new Speedrower® windrowers and automatically sets engine speed to maximize fuel economy in transport. With the CommandGrip™ multi-function handle in the neutral position and power take off disengaged, the system is activated automatically when the operator selects third range or when a new transport mode is selected on two-range Speedrower windrowers. When RoadCruise transport mode is active, engine speed and hydrostatic pump flow automatically adjust on-demand for higher or lower ground speed, providing the ideal engine speed corresponding to the ground speed selected.



Enhanced handling for more speed

New Holland has not only enhanced the speed of the Speedrower windrower, but also improved the handling of the machine, creating greater control. Greater control provides the foundation for the increase in speed. The hydraulically controlled steering system allows for precise steering at higher speeds. All Speedrower self-propelled windrowers are equipped with 3-degree swivel post casters, and all models equipped with high-speed transport also feature shock absorbers to prevent caster shimmy for better handling during transport.

Adjustable ballasting for high-speed control

For optimum handling and control, the rear ballast is easily adjusted to match the requirements of the header. The optional front ballast box provides stability and traction during transport when the header is detached.

* Top speed varies slightly depending on front tire size





IntelliSteer™ auto-guidance maximizes your efficiency and productivity.

Speedrower® self-propelled windrowers can incorporate the very latest Precision Land Management (PLM™) technology, keeping you on a straight path to increased productivity. At the touch of a button, you can increase efficiency and operator comfort while decreasing operational costs and improving your bottom line.



Fully integrated and factory-installed IntelliSteer guidance

Your Speedrower windrower is designed for maximum productivity, so choose factory-installed and tested IntelliSteer™ auto-guidance to experience maximum cutting productivity. Experienced New Holland IntelliSteer guidance specialists at the Grand Island, Nebraska factory will fully install and test the guidance on your new windrower. Not ready for auto guidance today? All Speedrower windrowers are IntelliSteer™-auto-guidance-ready so it is more convenient to update to IntelliSteer™ auto-guidance. All Speedrower IntelliSteer options function with common New Holland components so it's easy to upgrade whenever necessary.

Track swaths with just one button

When enabled, just push the button on the CommandGrip™ multi-function handle to stay on track. The result will be long, straight, easy-to-harvest swaths and reduced operator fatigue during the busy harvest season.



Intelligent information at your fingertips

Choose the IntelliView™ IV display in your new Speedrower and you have information at your fingertips. The large 10.4-inch touchscreen can be the single point interface for Speedrower functions, and provides IntelliSteer auto guidance without a second monitor. IntelliView allows you to easily program a variety of guidance patterns and personalize your settings, then easily transfer information back to your farm management software. All guidance-ready windrowers factory equipped with the basic four-line display are IntelliView display-ready, so you can easily add the IntelliView display to complement your guidance applications.

Levels of accuracy and repeatability

Precision farming today calls for technology that is accurate, easy to understand, and built for the way you farm. New Holland offers a wide range of PLM™ Precision Land Management options, allowing you to choose which accuracy level is best suited to your application. Speedrower windrowers can now provide cutting accuracy to ± 1.5 inch with CenterPoint™ RTX without a base station. Pass-to-pass overlap becomes nearly non-existent, increasing harvest efficiency in wide cutting and swathing applications.

Advanced NH372 GNSS receiver

This receiver offers improved satellite uptime. The NH372 receiver is GLONASS enabled and is able to simultaneously track up to 44 satellites for maximum satellite coverage. It is compatible with WAAS, Range Point™ RTX, OmniStar®, and CenterPoint™ RTX™, and RTK correction signals. When using RTK an additional radio receiver is mounted under the NH372.



Durabine™ heads are ahead of the rest.


Take off hay quickly and easily with the speed and capacity of Durabine™ disc mower-conditioner headers. They provide reliability with reduced power consumption.

Fast and simple in-field serviceability

MowMax™ II cutterbars feature a true modular design for smooth, quiet, trouble-free mowing as well as fast and inexpensive servicing. Driven through individually sealed gearboxes with dedicated oil reservoirs, modules are never at risk for oil starvation while cutting on slopes. In the event that your mower hits an obstruction, the exclusive New Holland ShockPRO™ hubs absorb harmful impacts, protecting the internal cutterbar drive from damage. Even better, they're quick to replace in the field so you can keep cutting when the weather is right. Replacement takes less than 10 minutes, at a minimal cost and without compromising the sealed module. Accidents happen, and in the event of a significant collision, the true modular MowMax concept design fully contains damage to the affected module to minimize damage to the rest of the cutterbar.

Standard QuickMax™ knife system

Don't put off changing dull or broken knives anymore. The MowMax II disc cutterbar is now equipped with the QuickMax system so you can replace worn or damaged knives in a flash ensuring that you're back cutting clean in just seconds. The unique QuickMax system allows for fast knife changes with a 180-degree rotation of the discs so you are back mowing quickly. The patented New Holland eccentric knife nut utilizes centrifugal force to provide exceptional blade security. Best of all, the QuickMax knife system works with all Durabine™ disc header knives so there are no special knives to buy. See your local authorized New Holland dealer about the QuickMax system and ask about a special upgrade kit available for prior model Durabine™ disc headers.



The benefit of larger discs and knife options

Durabine heads provide a close, clean cut with less horsepower, which improves mowing efficiency and reduces fuel consumption. The large-diameter cutting discs operate at a shallower angle that easily slices through down crop and reduces the risk of scalloping. The MowMax II cutterbar delivers a close cut — as short as 0.7 inch — as well as a wider range of cutting heights — up to 3.5 inches with standard skid shoes. Reversible, swing-away, 18-degree twist knives are standard. A broad offering of knives includes standard 14-degree twist knives, 7-degree twist knives, special-design rock knives, and 14-degree twist, serrated knives. For extended knife wear in difficult conditions, the rock knife offers greater resistance to bending and are ideal when operating in extremely stony conditions. Special serrated knives are ideally suited for sandy soils or abrasive operating conditions, providing long life in these harsh working environments. All New Holland knives for Durabine™ disc heads are reversible for double the cutting life and work with the QuickMax system.




MowMax™ II disc cutterbar

The MowMax II cutterbar provides the cleanest cut and rugged reliability, resulting in ultra-smooth crop flow. Durabine durability results from heavy cast rock guards and self-contained disc modules. Gear cases are driven by pilot-supported hardened alloy drive shafts with lubricated drive splines for added durability. The large-diameter discs feature maximum strength and reliability with a rugged pinion gear drive. Upgraded full-coverage replaceable skid shoes provide added protection and allow the Durabine header to glide over a variety of terrain, including soft ground and new seedings where stubble damage is a concern. Choose the 10-disc Durabine 416 for a 16-foot, 1-inch cut or the 12-disc Durabine 419 for a huge, 19-foot, 4-inch cut. Both use pairs of counter-rotating discs for cleaner cutting and ultra-smooth crop flow.

Smooth and even crop flow

Durabine disc heads feature the exclusive, full-length crop-flow auger that quickly moves crop away from the cutterbar for cleaner cutting, increased capacity, optimum feeding, more uniform conditioning quality, and an evenly distributed windrow. The heavy-duty, 20-inch auger features thick 5/16-inch flighting with reinforcement gussets on the backside to handle the heaviest crops with ease.



Versatile, modular conditioning system options.

Diverse crop harvesting is no problem for Durabine™ disc heads. You can change conditioning modules quickly to suit crops and maximize quality, or remove the conditioning module entirely and outfit the header with a closure kit for wide swaths of non-conditioned hay.

Durabine conditioning options:

- Rubber or steel chevron-design rolls
- High-contact urethane rolls
- LeaningEdge™ flail tine system
- Non-conditioning closure kit

Roll conditioning systems

The large 10.4-inch-diameter rolls with a chevron lug profile grip the crop and provide even flow through the rolls for uniform conditioning and fast drying swaths or windrows. Tailor roll pressure to crop yields without tools; the turn of a hand crank delivers consistent thorough conditioning for all your crops. All New Holland roll conditioning systems feature the proven torsion-bar roll-pressure system with over-center linkage that momentarily releases roll pressure, allowing crop slugs or foreign objects to pass without plugging for non-stop mowing.

Rubber chevron rolls

Choose gentle chevron rubber rolls for full-stem crimping and cracking of high-value legume crops. The rubber compound and wide chevron lug profile provide gentle handling to protect delicate high-value leaves for maximum forage quality.

Steel chevron rolls

Durable chevron steel rolls are designed for use in all crop types, but show a real advantage in cane-type crops, grain forage, and extra-tall grass crops. The steel chevron lug profile provides aggressive full-stem crimping, and the rugged all-steel construction resists wear to provide more consistent conditioning over the life of the roll.

High-contact urethane rolls

Considering full-stem crushing for fast drying, New Holland high-contact rolls are specially machined for an exact fit for complete stem conditioning. The urethane rolls feature machined chevron grooves to grip and move crop effectively without sharp angles that can damage valuable leaves.

LeaningEdge™ flail tine conditioning

For fast drying for grass hay, choose New Holland LeaningEdge™ flail tine conditioning. The 20-degree tangent of the individual tines provides more outward pressure, pushing crop against the adjustable conditioning hood for more thorough conditioning. An optional textured hood liner provides more aggressive conditioning of difficult crops. The semi-swinging tine design ensures that crop is released at the ideal moment for uniform fast-drying swaths. For legumes and other delicate crops, an optional slow-speed rotor kit is available.

Quick and easy adjustments

Crop widths can range from as wide as a 96-inch swath or as narrow as a 38-inch windrow — or any width in between. No tools are required to make width adjustments, and with the optional electric windrow shield adjustment feature, changes can be made without leaving the cab.

Hydraulic head tilt

To make a cut-height adjustment, simply use the tilt switch on the CommandGrip™ multi-function handle. With a glance at either the standard 4-line or optional IntelliView™ IV display you can quickly note the tilt angle, make a change then return to working at the prior setting with confidence.

Power reverser

Crop slugs can be expelled without leaving the cab. At the touch of a button, the conditioning rolls, auger, and discs reverse to remove plugs in seconds.



3-Year MowMax™ cutterbar warranty

With every Durabine disc head you get the proven reliability of the MowMax II disc cutterbar with the peace of mind provided by 36-months of cutterbar warranty coverage. Coverage includes one full-year of base factory warranty, plus two additional full years of MowMax™ II disc cutterbar warranty. It's a New Holland exclusive, you're backed by the best in the business.



Rubber chevron-design



Steel chevron-design



LeaningEdge™ flail tine

DISC HEAD MODELS WINDROWER MODEL SPECIFICATIONS

Model		Durabine 416	Durabine 419
Header drive			
Cutting width	ft. in. (m)	16' 1" [4.9]	19' 4" [5.9]
Overall width	ft. in. (m)	16' 4" [4956]	19' 5" [5912]
Weighting with conditioning system	lbs. (kg)	4700 [2132]	5340 [2422]
Modular Disc Cutter Bar			
Number of discs		10	12
Maximum disc speed	rpm	2500	2500
Number of reversible, swing-away knives		20 (2 per disc)	24 (2 per disc)
Knife tip speed	mph (kph)	181 [291]	181 [291]
Flotation		Hydraulic adjustment from windrower cab	Hydraulic adjustment from windrower cab
Cutting angle and height		Standard hydraulic control, from 0 to -10 degrees / 0.7 to 3.5 in (18 to 89 mm) with standard skid shoes*	
Header ground clearance - bottom of skid shoes	in. (mm)	27 (686)*	29.6 (754)**
Hood liner		High density, impact-resistant polyethylene	High density, impact-resistant polyethylene
Conditioner (Rolls)			
Type		Chevron-design, intermeshing molded rubber, steel or high-contact rolls	
Length	in. (m)	102 (2.6)	102 (2.6)
Roll speed	rpm	938	938
Roll pressure		Torsion-bar roll pressure system adjusts with a single crank, rolls separate automatically "on the go" to allow thick material to pass	
Roll gap		Adjustable stop-bolt	Adjustable stop-bolt
Windrow/swath width	in. (mm)	38 to 96 (965 to 2438)	38 to 96 (965 to 2438)
Conditioner (Flails)			
Length	in. (m)	90 (2.3)	-
Speed	rpm	1310	-
Hood position		Adjusted with a single crank	-
Windrow/swath width	in. (mm)	38 to 96 (965 to 2438)	38 to 96 (965 to 2438)
Auger			
Type		Floating	Floating
Maximum diameter	in. (mm)	20 (508)	20 (508)
Flighting depth	in. (mm)	7 (178)	7 (178)

- Not Available *with 18.4 x 26 tires **with 23.1 x 26 tires Options (field-installed)

• Crop dividers • High-contact chevron conditioning rolls • High stubble kit • Corner marker kit • Slatted-steel conditioning bundle • Gauge wheels • High push bar • Closure kit

Grass Seed Harvesting Configuration

The Durabine™ 416 Specialty Grass Seed Harvesting Configuration delivers high-capacity harvesting performance in delicate crops that do not require conditioning, including grass seed, mint, and flower seed. The unique auger features flighting that tapers as it approaches the center of the head, with no auger paddles or paddle supports and no conditioning module. A flexible lean bar in front assists tall crop flow into the head, without sudden impacts that could shatter seedpods. In addition, a second curtain hanging above the cutterbar improves crop flow. In the back, windrow-forming rods gently direct crop into a windrow ready for harvesting.

Available replacement knives

All New Holland knives for the Durabine series work with the QuickMax™ knife change system and feature two cutting edges so they can be flipped for twice the life. The 18-degree twist smooth knife is standard equipment and is effective in downed and tangled crops and provides maximum crop lift for a clean cut.



- Serrated knives are available in 14 and 18-degree twist. Serrated knives offer extended wear in abrasive conditions and may improve cut quality.
- University studies confirm less knife twist can reduce ash content; the available 7-degree twist smooth knife promotes clean cutting and low ash high-value forages.
- The arched shape of Rock knives resist bending for added durability when working in rocky or stony conditions.

The ultimate swathing machine.

For high-capacity swathing of small grains, canola, forage and specialty crops, choose DuraSwath™ draper heads from New Holland. Available in 25, 30, 36 and 40-foot widths, DuraSwath headers cut big acreage down to size.

The New Holland Prairie Special is a Speedrower® SP Windrower customized for high-capacity swathing of grains, oilseed, and pulse crops. Prairie Special machines include the features most requested by prairie grain-swathing customers, including:

- Draper Ready Package
- Deluxe cab upgrade package
- Upgraded Delphi Satellite & Bluetooth radio
- In-cab speed control for reel and canvas speeds
- Engine cold start
- Auto guidance-ready
- Fixed-position crop shields
- Cab and rear axle suspension
- Header quick latch
- Chaff wiper kit
- 600/65 R28 R1W drive tires
- Single cast rear wheel support with 16.5L tires



High-capacity DuraSwath™ draper heads.

Stronger frame

The 6"x10" angled tube frame and low-profile end struts provide increased frame strength. They also provide excellent visibility to the cutterbar so operators have better line of sight to the cutterbar while swathing.

Flatter table and belt angle

A flatter draper belt angle provides better feeding and improved visibility. There is ample crop capacity on the tables without the need for a cross auger in all but the heaviest crops. Cross augers are available for the 30, 36, and 40-foot models. The center deck opening adjusts from 56 to 72-inches, with an 80-inch opening possible when back panel extensions are removed. The continuous draper seal and segmented slide blocks keep deck slides free from material build-up.

More robust cutterbar and knife drives

An upgraded, low-profile cutterbar allows on-the-ground cutting—from 3/4 to 1-5/8 inches—while still maintaining a guard angle of two to eight degrees. The robust New Holland cutterbar system works well in all crops, and especially well in muddy, down and green crops. The Schumacher cutterbar system provides excellent cutting in all crops. The knife drive motor is both efficient and reliable to handle the torque resulting from tough conditions. Double heat-treated knife hold-downs have been improved to offer increased durability and easier service adjustment. Long-life, six-inch-wide, poly skid shoes reduce wear on header components in on-ground cutting applications. This design provides more reliable retention to the header, and less expensive repairs since you can replace six-inch sections rather than sections that are several feet long.



Draper belts pulled, not pushed

Thick, durable, center-driven Raptor™ draper belts are pulled — not pushed — for improved feeding efficiency. Wider support ribs under the draper belts ensure the belts do not sag under heavy crop loads. This improvement, combined with a continuous barrier seal at the front lip of the belts and mating draper belt guards, ensure crop easily transitions from the cutterbar to the draper belts without entering the belt roller area.

Improved U11 reel and drive

The chain-driven reel provides faster reel speeds, increased reel speed range, and more power. This system also eliminates any overhang of the reel drive motor past the crop deflector to reduce crop run-down. The reel drive coupler now features a heavy spiral spring pin to provide increased shear protection, as well as a collar that positively retains the pin. Support collars are located on both sides of the outer reel bat spiders. They provide a robust connection between the bat support arms and the center tube on all U11 reels.

- The collars bolt directly to the tube and to the bat support arms
- The collars surround the tube and are tightly clamped to the tube
- The cam-timing arm's connection to the reel bats, incorporate cast knuckles that fully wrap around the bats, to greatly improve durability.

All of these improvements are designed to provide trouble-free performance for the life of the header.

HB high performance reel option

The new reel option provides a long tine sweep for easier cutting combined with adjustable reel timing for optimum performance. An innovative 1/4-turn quick release makes tine replacement fast and easy while allowing for customized spacing.

Reel angle

The reel support arms operate the reel at a steeper attack angle to reach crop in front of the knives for improved crop feeding, especially in lodged and down crops. You can adjust the reel attack angle “as needed,” “on-the-fly” while swathing. All DuraSwath heads come with hydraulic reel fore/aft and vertical adjustment.

40-foot width

Choose the 40-foot DuraSwath™ 440HB head for the highest cutting capacity. This head is compatible with the six-cylinder Speedrower windrowers. The DuraSwath 440HB head cuts large acreages down to size and features a double knife drive, split reel and double reel drive and a center-delivery swath opening. A four-wheel transport integral option is available; all hitch components store right on the head, making it easy to go from field to transport.



Gauge wheel option


Fully castering gauge wheels with shock absorbers provide superior ground following and flotation while operating. A simple “hand crank” adjustment provides fast adjustment to fine tune cutting height to conditions. The four-wheel transporter (available with a 40' header) includes a pair of transport wheels that can be placed directly next to the castering gauge wheels. This provide added support for these large headers.

Crop dividers and rotary shear ready option

Improved, narrower crop dividers reduce crop rundown and feature tool-free attachment and removal so you can remove them quickly for transport. The standard pipe dividers are best suited for taller crops while the optional floating tip dividers help with on-the-ground cutting. The rotary shear-ready option configures the DuraSwath to be ready for easy installation of cutting shears mounted on the crop dividers. The shears run directly off the knife circuit and help the head cut through downed, tangled, and difficult green crops.



Standard pipe divider



Optional floating tip divider

DURASWATH™ DRAPER HEADER SPECIFICATIONS

Model		DuraSwath 425	DuraSwath 430	DuraSwath 436	DuraSwath 440
Versions available:					
Single-knife drive, single swath, single reel		O	O	–	–
Single-knife drive, double swath, single reel		O	O	–	–
Double-knife drive, single swath, single reel		O	O	O	–
Double-knife drive, single swath, split reel		–	–	O	O
Double-knife drive, double swath, single reel		O	O	O	–
Double-knife drive, double swath, split reel		–	–	O	–
Header					
Cutting width	ft. (m)	25 [7.6]	30 [9.1]	36 [11]	40 [12.2]
Approximate weight (includes reel)	lbs. (kg)	4675 [2121]	5631 [2554]	6702 [3040]	7300 [3311]
Cutting height (minimum) at maximum tilt	in. (mm)	0.75 [19] @ 8° tilt	0.75 [19] @ 8° tilt	0.75 [19] @ 8° tilt	0.75 [19] @ 8° tilt
Center-delivery windrow width opening	in. (mm) ¹	56 - 72 [1.42 - 1.83]	56 - 72 [1.42 - 1.83]	56 - 72 [1.42 - 1.83]	56 - 72 [1.42 - 1.83]
Double-swath end windrow width opening	in. (mm) ²	54 - 65 [1.37 - 1.65]	54 - 65 [1.37 - 1.65]	54 - 65 [1.37 - 1.65]	–
Transport height to guard tips	in. (m) ⁵	47 [1.2] with tilt cyl. fully retracted; 43 [1.1] with tilt cyl. fully extended			
Cutter Bar					
Cutting system ³		NH with Standard or Stub Guards, or Schumacher (EasyCut)			
Knife drive		SCH ProDrive system; hydraulically-driven, planetary-reduction sickle drive			
Sickles		1 or 2	1 or 2	2	2
Sickle speed	spm	1400	1400	1400	1400
Sickle stroke	in. (mm)	3.35 [85]	3.35 [85]	3.35 [85]	3.35 [85]
Draper guards		●	●	●	●
Tilt angle range degrees		2 - 8 degrees	2 - 8 degrees	2 - 8 degrees	2 - 8 degrees
Reels					
UII Parallel State Reel:					
-Single Reel, Six Bat, Plastic Finger		●	●	●	–
-Split Reel, Six Bat, Plastic Finger		–	–	O	●
HB High-Performance Flip Over Reel:					
-Single Reel, Six Bat, Plastic Finger		O	O	O	–
-Split Reel, Six Bat, Plastic Finger		–	–	O	O
Hydraulic Fore/Aft & Raise/Lower (On MFH)		●	●	●	●
Reel Drive:					
-Single Reel, chain-and-sprocket reduction drive		One - 15.9ci (260cc) Hydraulic-drive motor Two - 15.9ci (260cc) Hydraulic-drive motors			
-Split Reel, chain-and-sprocket reduction drive					
Reel Speed Range (rpm)		10 - 75	10 - 75	10 - 75	10 - 75
Synchronized Reel and Ground Speed:					
-Variable 100 to 130% of ground speed		● (Max. 75 rpm)	● (Max. 75 rpm)	● (Max. 75 rpm)	● (Max. 75 rpm)
-Manual & Automatic Operational Modes		●	●	●	●
Raptor™ Draper Belts					
Belt width and construction		42 in. (1.07 m) rubberized polyester belt with fiberglass reinforcement, tie bar end connection			
Belt/roller guide design		V-guide on upper end of inner side of belt with V-groove in rollers			
Roller design		Rubber vulcanized steel drive roller, steel idler roller			
Speed range (on RHC)	ft./min. (m/min.)	0 - 760/minute [0-232/minute]			
Cleat design and height	in. (mm)	1/2" [13] high cleat, with embedded fiberglass reinforcement			
Chaff barrier seal design		Continuous, 1/2" height, rubber, inverted 'V' barrier on front edge of outside of belt, with minimal clearance to draper guard			
Belt angle degrees (@ minimum cutterbar tilt)		15 @ 2 degrees tilt	15 @ 2 degrees tilt	15 @ 2 degrees tilt	15 @ 2 degrees tilt
Double swath shift means		Hydraulic	Hydraulic	Hydraulic	Hydraulic
Transport					
No transport		●	●	●	●
Slow-speed, 2-wheel transport		O	O	O	–
Slow-speed, 4-wheel transport		–	–	O	O
Castering gauge wheels		–	O	O	O

● Standard ○ Optional – Not Available

¹ Center opening can be increased to 80" [2.03 m] by removing extension panels at the inner end of the rear walls² End opening variable by adjusting movable end deflector³ SCH EasyCut system with spring steel guards, ProCut, bolt-on, plated knife sections and Rollerguide knifeback guide system; or CNH system with forged steel guards, adjustable hold-down clips and bolt-on knife sections.⁴ All reels available on NA (assembled) or export (unassembled) models⁵ when equipped w/600/65R28 tires

Haybine® sickle heads deliver proven cutting and conditioning.

Since 1964 when New Holland introduced the industry's first combined mower-conditioner, the Haybine name has been associated with impeccable cutting performance, fast drying, and time tested reliability. New Holland continues this legacy with HS Series sickle heads available in 14-, 16-, and 18-foot high-capacity models for Speedrower® Series self-propelled windrowers.

Consistent feeding

The fully adjustable five-bat reel, sweeps crop smoothly to the exclusive floating auger. This 20-inch auger with 5-inch flighting, floats up to two inches to handle heavy crops, and delivers crop evenly to the conditioning rolls.

High-capacity cutting performance


Dual counter-stroking sickles feature a timed modular wobble drive that assures smooth cutting, with minimal vibration and maintenance. Over-serrated knives slice quickly at over 1800 spm and the three-inch stroke delivers unrivalled high-capacity cutting, for best-in-class performance. Bolt-on knife sections provide long cutting life and easy replacement, and adjustable knife hold-down clips speed maintenance.



Proven conditioning

New Holland chevron-design intermeshing rubber rolls are known for their thorough conditioning and fast crop dry down. The proven torsion-bar roll-pressure system applies near-constant pressure through the wide 102-inch rolls. The system allows the rolls to open automatically when needed to clear slugs of material without stopping. No tools are needed to adjust conditioning roll pressure. High-contact chevron rolls and steel chevron intermeshing rolls are also available.

- A** Hand crank to adjust roll pressure
- B** Roll pressure indicator



SICKLE HEADER SPECIFICATIONS

Model		14HS	16HS	18HS
Cutting width	ft. in. (m)	14' 3" (4.34)	16' 3" (4.95)	18' 3" (5.56)
Overall width	ft. in. (m)	16' 3" (4.95)	18' 3" (5.56)	20' 3" (6.17)
Weight - rubber rolls	lb. (kg)	3900 (1770)	4120 (1869)	4370 (1983)
Cutter Bar				
Type		Timed, dual, counterstroking		
Knives		Over serrated, bolted	Over serrated, bolted	Over serrated, bolted
Guards		2-tine, double-hardened	2-tine, double-hardened	2-tine, double-hardened
Angle range degrees		neg. 6 to neg. 12	neg. 6 to neg. 12	neg. 6 to neg. 12
Skid shoes		4	4	4
Cutting height	in. (mm)	1.2-6.2 [30.5-157.5]	1.2-6.2 [30.5-157.5]	1.2-6.2 [30.5-157.5]
Sickle Drive				
Type		Open, dual, wobble	Open, dual, wobble	Open, dual, wobble
Speed	spm	1810	1810	1810
Stroke	in. (mm)	3 (76)	3 (76)	3 (76)
Reel				
Type		5-bat	5-bat	5-bat
Adjustments		Fore/aft & vertical	Fore/aft & vertical	Fore/aft & vertical
Speed				
Mechanical drive	rpm	52-83	52-83	52-83
Hydraulic drive (optional)	rpm	0-76	0-76	0-76
Speed adjustment (mechanical)		Variable sheave	Variable sheave	Variable sheave
Diameter	in. (mm)	42 (1067)	42 (1067)	42 (1067)
Drive		Belt & chain	Belt & chain	Belt & chain
Tine bars		Segmented	Segmented	Segmented
Bushings / bearings	in. (mm)	1.25 (31.75) bearing w/collar at cam end & bushings at all other locations		
Conditioner				
Types		Chevron-design intermeshing rubber or steel; or high-contact chevron urethane		
Roll length (crush area)	in. (mm)	102 (2591)	102 (2591)	102 (2591)
Roll diameter	in. (mm)	103.375 (263.5)	103.375 (263.5)	103.375 (263.5)
Roll drive		Spur gearbox & PTOs	Spur gearbox & PTOs	Spur gearbox & PTOs
Speed	rpm	717	717	717
Roll pressure		Hand crank	Hand crank	Hand crank
Roll gap		Adjustable stop-bolt	Adjustable stop-bolt	Adjustable stop-bolt
Windrow width	in. (mm)	38-96 (910-2438)		
Auger				
Type		Single, floating	Single, floating	Single, floating
Diameter	in. (mm)	20 (508)	20 (508)	20 (508)
Floating range	in. (mm)	2 (50.8)	2 (50.8)	2 (50.8)
Flighting depth	in. (mm)	5 (178)	5 (178)	5 (178)
Speed	rpm	287	287	287

Options (field-installed)

- Crop dividers
- Hydraulic reel drive (requires windrower drive kits)
- Reel truss kit
- Push bar extension kit (for tall crops)
- Slatted steel conditioner rolls (for cane crops)
- Stub guard conversion kit
- Right- and left-hand conditioner throat opening wear plates (recommended for abrasive soil conditions)
- Stainless steel replacement floor inserts (for abrasive soil conditions)
- Gauge wheels

Model		Speedrower 160	Speedrower 220	Speedrower 260
Engine		New Holland 4-cylinder, Tier 4B	New Holland 6-cylinder, Tier 4B	
ECOBlue™ SCR HI-eSCR system (Selective Catalytic Reduction)		●	●	●
Displacement	cu. In. (L)	274 [4.5]	411 [6.7]	411 [6.7]
Aspiration		Turbocharged with air-to-air intercooler		
Rated engine power ISO - ECE R120	hp (kW)	150 [112]	210 [156]	250 [186]
Max engine power ISO - ECE R120	hp (kW)	161 [120]	220 [164]	261 [194]
Fuel injection pump		Electronically controlled high-pressure common rail		
Batteries / alternator		1, 12-volt 925 CCA / 150 amp	2, 12-volt 650 CCA / 150 amp	2, 12-volt 650 CCA / 150 amp
Fuel capacity	gal. (L)	120 [454]	120 [454]	120 [454]
DEF capacity	gal. (L)	19 [71.9]	19 [71.9]	19 [71.9]
Rotating wand cooling system pre-cleaner		●	●	●
Transmission		Dual range hydrostatic, or optional high speed, 3-range hydrostatic		
Final Drive		Double reduction planetary	Double reduction planetary	Double reduction planetary
Steering		Hydrostatic	Hydrostatic	Hydrostatic
Speed range*				
2 speed drive	mph (kph)	0-19 [0-30.6]	0-19 [0-30.6]	0-19 [0-30.6]
3 speed drive	mph (kph)	0-24 [0-38.6]	0-24 [0-38.6]	0-24 [0-38.6]
Dimensions				
Length with header	in. (mm)	280.5 [7125]** with HS Series	283 [7188]**** with Durabine 416	
Less header and lift arms	in. (mm)	202.3 [5138]**	199.2 [5060]***	199.2 [5060]***
Height	in. (mm)	134.3 [3411]**	134.8 [3424]***	134.8 [3424]***
Wheelbase	in. (mm)	144.1 [3659]	144.1 [3659]	144.1 [3659]
Front tread width	in. (mm)	148.5 [3771]**	154.8 [3932]***	
Rear tread width (adjustable)		90-105-120 [2286-2667-3048]		
Rear axle suspension		●	●	●
Tractor weight	lbs. (kg)	11,680 [5299] Hay** 12,470 [5658] Draper****	12,370 [5613] Hay*** 13,000 [5613] Draper****	12,500 [5672] Hay*** 13,130 [5957] Draper****
Rear tires		14L x 16.1 8PR or 16.5L x 16.1 8PR		
Rear axle ground clearance		42.5 [1080]	42.5 [1080]	42.5 [1080]
Header				
Header drive		Hydraulic	Hydraulic	Hydraulic
Header flotation		Hydraulic (in-cab adjustable)†	Independent hydraulic flotation (flotation weight at each end of header independently controlled from cab)	
Hydraulic header tilt		●	●	●
Header power reverser		●	●	●
Adjustable windrow shields (on hay units)		● (NA on draper heads)	● (NA on draper heads)	● (NA on draper heads)
In-cab windrow-width adjustment		○	○	○
Single lever header transport lock system		●	●	●
Cab		Deluxe, curved tinted glass		
Cab suspension		●	●	●
Cab air filtration		Dual: 1 external air filter and 1 in-cab recirculation filter		
Standard seat		Deluxe cloth, air suspension seat with ride dampening, adjustable fore/aft and lumbar		
Optional seat		Deluxe leather, heated, air-suspension seat with ride dampening, adjustable fore/aft lumbar		
Instructor seat		●	●	●

● Standard ○ Optional

*Top Speed varies slightly depending on front tire size

**with 480/80R26, R3 tires

***with 580/70R26, R3 tires

****600/65R28 R1W

†All Speedrower® SP Windrowers can be ordered Prairie Special. Standard Equipment on Speedrower 160 and 130 is hydraulic float. All Speedrower 160 and 130 units equipped as draper ready or Prairie Special, include independent hydraulic flotation, same as Speedrower 220 and 260.

HEADER COMPATIBILITY

Headers	Haybine sickle heads			Durabine disc heads		Duraswath draper heads			
	14HS	16HS	18HS	416	419	425 HB	430 HB	436 HB	440 HB
	14' 3"	16' 3"	18' 3"	16' 1"	19' 4"	25'	30'	36'	440'
Speedrower 160	●	●	●	NA	NA	●	●	●	NA
Speedrower 220	NA	●	●	●	NA	●	●	●	●
Speedrower 260	NA	●	●	●	●	●	●	●	●

● Standard

DuraMerger™ 419

The need to increase efficiency and productivity is growing. Today's New Holland high-capacity forage harvesters already provide increased efficiency and productivity. To do even more, you need to gather more, and the DuraMerger 419 can do just that. This windrower attachment from New Holland allows you to place two windrows side by side. In-cab adjustments for merger belt speed and the deflector position let you effortlessly place the windrows exactly the way the forage harvester operator wants, to optimize harvester productivity.

Lowering and lifting the merger is also handled from the cab. When fully lowered, the merger rides only a few inches above the ground to catch the entire windrow. When encountering an obstruction, the robust design allows the merger to float up and over and return automatically to its original position. It is also easy to switch between single windrows and merging windrows. When windrow merging is not required, the merger tucks up tight and out of the way under the windrower frame. With twenty-eight inches of raised clearance there is little chance of catching even a bulky headland windrow and no worry when crossing uneven terrain. An endless merger belt takes the worry out of belt maintenance. A V-guide on the inside of the belt ensures the belt tracks evenly, no matter how heavily it is loaded.



DURAMERGER 419 SPECIFICATIONS

Header compatibility (must have conditioning system)		Durabine 416, 419
Conveyor belt speed range	mph (kph)	7 to 17 (11.3 to 27.4)
Conveyor frame width	in. (mm)	42 (1066.8)
Conveyor frame length	in. (mm)	84.6 (2150) center to center of rolls
Belt roller diameter	in. (mm)	4 (101.6)
Ground clearance, operating	in. (mm)	Adjustable, 5 (127) recommended Note: continuous ground contact is not intended
Ground clearance, transport	in. (mm)	28 (711)
Weight, shipping	lb. (kg)	1125 (510.3)
Weight, operating	lb. (kg)	976 (443)



VALUE, SERVICE AND SOLUTIONS

There's a certain way of thinking that comes from living on a farm. Farming takes equal parts brain and brawn. Not to mention thick skin, calloused hands and a fair share of know how. Seasoned farmers know it helps to have equipment that's built by farmers, sold by farmers and used by farmers.

Support at every step. When you place your confidence in New Holland agricultural equipment, you get the finest in local support. Your New Holland dealer understands the many challenges you face and stands behind you at every step with the equipment, parts, service and financial solutions to make your job easier. Look to New Holland for a complete selection of equipment, including a full line of tractors, hay & forage equipment, harvesting, crop production and material handling equipment.

Quality parts and service. Turn to your New Holland dealer after the sale for expert, factory-trained service and genuine New Holland-branded parts. Your dealer has the very latest service updates and training to ensure your equipment keeps working productively season after season.

Financing solutions. Your New Holland dealer can tell you about smart ways to turn your financial challenges into opportunities with a portfolio of innovative financial services available through CNH Industrial Capital, including customized financing, leasing, insurance and the purchasing convenience of a Commercial Revolving Account.

For reliable equipment, parts and service — or just honest advice on farming and finance — turn to New Holland and your trusted New Holland dealer. We know. We're farmers, too.



We are proud to support the FFA.

Learn more at www.newholland.com/na

Design, materials and/or specifications are subject to change without notice and without liability therefor. Specifications are applicable to units sold in Canada, the United States, its territories and possessions, and may vary outside these areas.

© 2016 CNH Industrial America LLC. All rights reserved. New Holland is a trademark registered in the United States and many other countries, owned by or licensed to CNH Industrial N.V., its subsidiaries or affiliates. Any trademarks referred to herein, in association with goods and/or services of companies, other than owned by or licensed to CNH Industrial N.V., its subsidiaries or affiliates, are the property of those respective companies.



Safety begins with a thorough understanding of the equipment. Always make sure you and your operators read the Operator's Manual before using the equipment. Pay close attention to all safety and operating decals and never operate machinery without all shields, protective devices and structures in place.

NH36145351 • 1116XX • OTP • PRINTED IN U.S.A.