



NEW HOLLAND

E135B



ENGINE POWER	74 kW - 99 hp
OPERATING WEIGHT (MAX)	15 260 kg
BUCKET CAPACITY	0.28 - 0.76 m ³



NEW HOLLAND

CONSTRUCTION

BUILT AROUND YOU

TOP EFFICIENCY

- Optimised hydraulic system
- Latest generation of hydraulic pumps
- Technologically advanced and environmentally friendly Common Rail engine
- Simple flow & pressure set-up system, selectable from Cab
- Extremely comfortable and safe operator compartment



PERFORMANCE

SUPERIOR & SAFE DYNAMIC STABILITY

The whole structure of E135B has been completely redesigned, to guarantee a perfect match with its high performances, by improving the position of its centre of gravity, by optimising the distribution of stress and by adopting high quality steel plates. In addition, the LC version undercarriage contributes to improve its overall stability. All this adds up to guarantee a machine with an excellent and safe dynamic stability when working in any kind of job and on all types of ground.

VERSATILITY

Customers have the possibility to choose ex-Factory their E135B among 4 versions:

- One piece boom
- Triple articulation boom
- One piece boom with blade*
- Triple articulation boom with blade*

*The blade width is tailored to the total width of the machine according to the dimension of chosen shoes.



E135B THE PO



RESPECTING THE ENVIRONMENT

The E135B is compliant with European Directives concerning electromagnetic compatibility and noise level. The emissions of the new Stage IIIA MITSUBISHI engine have been dramatically reduced and are, as shown below, much lower than standard requirements.

CO: 1.9, HC + NOx: 3.9, Particulate: 0.18 (*)

...a real Environmentally Friendly machine.

(*) all data are expressed in g/kWh



POWER OF CONTROL



MITSUBISHI COMMON RAIL ENGINE STAGE IIIA

This latest generation MITSUBISHI Common Rail Stage IIIA engine represents "state of the art" technology, designed to increase performance and production whilst reducing fuel consumption and pollution. At the same time noise is considerably reduced.

A durable, efficient, environmentally friendly and economic engine which contributes to reduced operating costs and increased profits.



HYDRAULIC PUMPS

The E135B is equipped with two latest generation, low noise hydraulic pumps able to supply a very high flow: state-of-the-art pumps, easy to control, prompt to react to all requirements and extremely quiet.

ELECTRONIC CONTROL

Sensors are located in the pilot lines, sending signals to the on-board computer that are proportional to the operator's use of the controls. These signals are managed together with engine rpm to tune the quantity of hydraulic oil requested to guarantee extremely smooth and precise controls, excellent stability and steady speed during simultaneous operations.



LOW EFFORT & PRECISE JOYSTICKS

All machine movements can be smoothly controlled by low effort joysticks... a real, effective Control of Power allowing longer work times with less fatigue. The joystick illustrated is supplied as an option, together with rotating bucket circuit.



NEW HYDRAULIC CIRCUIT EFFICIENCY AND CONTROLLABILITY

To obtain a Hydraulic Circuit which is much more efficient, controllable, fast, powerful and which consumes less fuel than the previous one, New Holland has been working on almost all components.

Starting from the state-of-the-art latest generation, low noise pump to the redesigned control valve with added second arm spool, high swing output torque and new working mode selection functions.

All these improvements, combined with rigorous inspections to drastically reduce pressure loss in the whole circuit, result in smooth and precise movements and better machine controllability especially on operations that require combined movements.

These outstanding characteristics are further enhanced by the new H.A.O.A. Control.

H.A.O.A. (Hydrotronic Active Operation Aid)

Hydrotronic Active Operation Aid is the most effective available combination of an extremely advanced electronic technology that provides a "just in time" comprehensive control of all machine functions, and a deeply refined and sophisticated hydraulic system.

H.A.O.A. continuously optimises hydraulic output according to operator and job demand, providing the best machine controllability, productivity, operator comfort and fuel savings.

ADVANCED HYDRAULIC SYSTEM

A.E.P. - (Advanced Electronic Processor)

A.E.P. is a new Electronic Processor that interacts with the operator for selecting and monitoring all main working parameters, maintenance notifications, self diagnosis and operating data storage.

All this information is displayed in the new monitor, which features a larger back-lit, easier to read digital display and analog gauges.

Simply select the requested working mode and A.E.P. presets the hydraulic system to accomplish the job in the easiest and most productive way:

- S mode for normal working operations
 - H mode when maximum power is required
- Two additional modes are available for special applications and to operate tools like breakers and crushers:
- A mode adjusts the attachment circuit for tools which require two way flow.



A dedicated switch on the dashboard, enables the operator to select two pumps oil flow

- B mode for attachments featuring one way flow only.

Customers may choose to equip the machines with optional hammer & crusher and/or bucket rotation complete circuits.

In both A and B working modes, the operator, using the buttons on the monitor, may adjust the flow by 10 l/min steps and the pressure by 10 bars steps to perfectly match the parameters of the attachment being used.

In addition, the operator can save to memory 9 combinations of flow and pressure in both A and B working modes, for a total of 18 combinations.



D.O.C. (Dipperstick Optimised Control)



The newly redesigned Control Valve features a second spool dedicated to dipperstick operation. The movement "dipper out" is now achieved with a double flow, i.e., using the flow of the two pumps. The "dipper in" movement is even faster because of the double pump flow combined with the "Conflux", or recirculation of unused oil which is diverted from return to tank. A perfect combination of speed, efficiency, precision and increased production.

OBJECT HANDLING KIT

European Standards state rules of thumb that do not allow free interpretation to each European Country. In case of object handling operations, an excavator can be used only if certified by manufacturer that it is equipped with all safety devices required by European Standards EN 474-5 :1996. New Holland, confirming its commitment to grant high performances in an extremely safe environment, offers its customers the optional Object Handling Kit for maximum operator confidence.

E135B HIGH RE

Top design & produ



Booms and Arms have been redesigned using advanced CAD (Computer Aided Design) and FEM (Finite Elements Methodology) Systems to get higher strength only in those areas where stresses are concentrated.

These sophisticated design methodologies are combined with the most advanced production technologies, providing high tensile steel plates that are cut, assembled and welded at the New Holland plant, which has held the prestigious "Vision 2000" Quality Certification for many years. The same innovative guidelines, to achieve Heavy Duty maximum strength together with outstanding torsional and flexional resistance, are applied in design and manufacture of upper structure and the undercarriage.



NEW BOOM & ARM

To further extend Arm's durability in tough applications, New Holland offers as optional a robust Arm protection.

LIABILITY & DURABILITY

ction technologies



VERSATILE LONG UNDERCARRIAGE & BLADE

New Holland engineers have "redesigned" the concept of the LC undercarriage of E135B. To enhance machine versatility, customers can choose the most suitable undercarriage, equipped ex-factory with or without blade.

The advantages are:

- If you do not need the blade, you can save costs not only on the blade itself, but also on the necessary mechanical and hydraulic predisposition;
- Vice versa, while ordering the E135B with blade, the undercarriage is expressly built in factory with mechanical supports, hydraulic lines and controls. In addition you will receive the machine with a blade which is the same width as the ordered shoes.

An LC undercarriage will grant stability and performance together with improved flotation in swamps and increased operator comfort on rough terrains. An undercarriage "on request", fitted with a solid blade to enhance versatility in accomplishing specific jobs with the same machine.

Save money in choosing a simple machine or order a top class versatile machine to refill ditches, to minimize working time thus optimizing your investment.

BUCKET LINKAGE WITH DOUBLE BUSHING

The arm/bucket long-life internal bushing now has extra protection from wear due to contact with the bucket linkage, thanks to new additional external bushings made from anti-wear steel material. When the radial surface is worn these new bushings can be easily changed, thus increasing pin and bushing durability while reducing ownership costs. E135B uses same buckets of previous model E145 and of current E135B SR.



E135B OPERATOR



NEW ONE-HAND WINDOW OPENING

One-touch back release simplifies opening and closing the front window, while a new mechanism makes it lighter.



INSTRUMENT LAYOUT

In-cab switches and controls have been moved to the right-hand side in an easy to reach and more ergonomic position, thus improving operator comfort and convenience.



NEW A.E.P. MONITOR

The newly designed A.E.P. monitor features analog gauges which provide one sight advice, regardless of the operating environment. The digital display screen has been enlarged to further enhance visibility. Maintenance information is clearly displayed and the self-diagnostic function provides an early warning detection of malfunctions. Details of any previous breakdown or malfunction are also stored.

R SAFETY AND COMFORT

New cab interior

The interior of the cab has been completely re-designed to maximise operator comfort and to enable optimum operator performance. All switches and controls are now ergonomically positioned on the right side, easy to find and to reach.

The radio and the new, more powerful and effective automatic air-conditioning system are standard equipment, creating an agreeable working atmosphere regardless of external weather conditions. At the same time, new interior design and materials create an elegant feeling.

Rigid cab construction, combined with six silicon liquid filled viscous dampers, minimises vibrations.

Threaded holes, built into the cab structure, enable fast and easy attachment of optional FOPS structure and front guard, effectively contributing to operator safety.



NEW COMFORTABLE SEAT

New comfortable contoured seat which can be adjusted in all directions, together with or independently of side consoles. The arm rests, integrated on side consoles, can be lifted/lowered into four different positions and inclined, enabling the operator to set the correct position for maximum convenience and comfort.



UNIQUE REAR CAMERA WITH "DEDICATED" IN CAB SCREEN

This is a very special option, enhancing active safety for both the operator and others on the job site. The "dedicated screen" is mounted inside the cab and is unique to New Holland. It allows the operator, whilst working, to simultaneously control both the job going on behind his machine and the machine's functional parameters, thanks to the A.E.P. display, which operates constantly. A really unique and outstanding feature in terms of safety and comfort.

E135B EASY MAINT

DESIGNED TO EFFECTIVELY CUT OPERATING COSTS

CLEAN AND ACCESSIBLE LAYOUT

The machine components layout has been designed to make inspections, maintenance and servicing much easier and less time-consuming.

The engine oil filter is in the engine compartment, spin-on type and is easy to reach from top.

The fuel filter, with integrated water separator, is remotely mounted and reachable from ground level.

Cooling components (radiator, hydraulic oil cooler and intercooler) are mounted in parallel for an increased cooling efficiency and consequently raises the components reliability whilst being easier to check and clean.




The simplified layout of all vital components of the New Holland E135B under both the right and the left side panels makes maintenance much easier, less time consuming and less costly, and provides much better access for servicing. There is plenty of room in all compartments and most components are positioned in such a way to enable easy access from ground level. An elegant and modern design added to state-of-the-art technology.



CENTRALISED GREASING

Maintenance procedures are also improved thanks to grouped and centralised greasing points which allow all boom wear points to be easily greased from ground level and after being lasting 500 hours intervals. A clever solution to reduce maintenance costs while improving machine reliability and durability.

M A I N T E N A N C E & S E R V I C E A B I L I T Y



INSIDE CAB MAINTENANCE

An air conditioning filter, positioned under the seat, can be easily removed without tools and from ground level, for easy cleaning.



Detachable two-piece foam mat with handles for easy removal. A floor drain is located under the mat to facilitate inside cab cleaning.



FUSES

The fuses are inside the cab, protected from dust and water as well as easy to reach and control.



TOOL BOX

The toolbox has been completely redesigned with a side-opening panel and with the predisposition to fit, on request, an electric, immersion type, fuel pump with automatic stop and alarm when the tank is full. The repositioning of batteries (left side, under cooling components) and of fuses (inside the cab), generates extra free space behind the cab forming the air filter and for an useful additional toolbox.

E135B SPECIFICATIONS



ENGINE STAGE IIIA

Net flywheel power (ECE R120).....74 kW /99 hp
 Rated2000 rpm
 Make and model.....MITSUBISHI D04 FR-TAA
 Typediesel, Common Rail, direct injection,
 turbocharged, aftercooler
 Displacement.....4.25 l
 Number of cylinders4
 Bore x Stroke102 x 130 mm
 Maximum torque at 1600 rpm375 Nm
 Electronic engine rpm control dial type:
 "Auto-Idling" selector returns engine to minimum rpm when all
 controls are in neutral position.
 The engine complies with requirements set by European directive
 97/68/EC (2004/26/EC) Stage IIIA.



ELECTRICAL SYSTEM

Voltage24 V
 Alternator70 A
 Starter motor4 kW
 Standard maintenance-free batteries2
 Capacity100 Ah



HYDRAULIC SYSTEM

Higher capacity pumps, to supply higher flow at lower rpm ;
 Redesigned Main Control Valve, with added 2nd dipper spool
 and new FailSafe Functions;
 H A O A. (Hydrotronic Active Operation Aid) to get the best
 hydraulic output according to operator/application demand;
 E S S C. (Engine Speed Sensing Control) device, for total installed
 hydraulic power exploitation;
 D O C. (Dipper Optimised Control) thanks to the 2nd dedicated
 spool in the Control Valve and to the Conflux system ;
 A E P. (Advanced Electronic Processor) interacting with the
 operator for selecting and monitoring main working parameters,
 maintenance programmes, self diagnosis and operating data
 storage thanks to the new monitor with a larger digital display
 and analogical gauges;

Two working modes:
 - S = for normal digging operation;
 - H = when maximum power is required;

Two Attachments modes:
 - A = for attachments which require double pump flow ;
 - B = for attachments, such as breaker, featuring one way flow only.

Standard double pump flow device and Diverter Valve
 automatically actuated while selecting A;
 Pipe pressure discharge push button to facilitate tooling
 changeover without piping oil leakage;
 SuperFine hydraulic filter (8 micron) to grant perfect oil filtration,
 contributing to increase oil change interval

Main pumps:
 Two variable displacement axial piston pumps
 Pumps automatically revert to zero with controls in neutral
 Maximum delivery.....2 x 130 l/min
 Pilot circuit gear type pump
 Maximum delivery20 l/min
 Maximum operating pressure:
 Equipment.....34.3 MPa
 Swing28.0 MPa
 Travel.....34.3 MPa
 Pilot circuit.....5.0 MPa

Hydraulic cylindersdouble effect
 - Lifting (L) - Bore and stroke110 x 1030 mm
 - Penetration (L) - Bore and stroke115 x 1120 mm
 - Bucket (L) - Bore and stroke95 x 905 mm
 - Positioner (only triple articulation)
 Bore and stroke95 x 825 mm
 - Blade cylinders (L)110 x 220 mm



TRANSMISSION

Typehydrostatic, two-speed
 Travel motors2, axial piston type, double displacement
 Brakesoil bath disc type, automatically applied
 and hydraulically released
 Final drivesoil bath, planetary reduction
 Gradeability (continuous)70% (35°)
 Travel speeds
 Low0 - 3.4 km/h
 High0 - 5.5 km/h
 Drawbar pull138 kN
 "Automatic DownShift" device: to move travel motors to maximum
 displacement position with selector on "high speed" position when
 greater traction is required.



SWING

Swing motoraxial piston type
 Swing brakeautomatic disc type
 Final driveoil bath, planetary reduction
 Swing Ringoil bath type
 Swing Speed10.5 rpm



CAB AND CONTROLS

Transparent cab roof.
 Standard automatic conditioning.
 Controlspiped
 Two cross pattern levers actuate all equipment movements and
 upper structure swing.
 Two pedals with hand levers control all track movements, counter-
 rotation included.
 A safety lever completely neutralizes the piping circuit.



UNDERCARRIAGE

X-frame undercarriage design.
 Heavy duty track chain with sealed bushings.

	LC
Track rollers (each side)	7
Carrier rollers (each side)	2
Length of track on ground	3045 mm
Gauge	1990 mm
Shoes (mm)	500 - 600
	700 - 800



CAPACITIES

	litres
Lube oil	18.5
Coolant	14.0
Fuel tank	238.0
Hydraulic system	140.0
Swing drive gear	1.7
Final drive (each)	2.1

Standard

EQUIPMENT

- n Automatic Air Conditioning System
- n Auto-filling device
- n Batteries, maintenance free
- n Centralised boom lubrication
- n Double pumps flow
- n Engine rpm electronic control
- n Foot pedal with lever travel control
- n Front seal hydraulic piping and connections
- n Grease bath swing ring
- n H A O A . (Hydrotonic Active Operation Aid)
- n HD chains
- n Horn
- n Hydraulically suspended cab with transparent opening roof
- n Main control valve with anti-rift valves
- n Mechanical or pneumatic seat
- n Multi-function monitor
- n One-piece boom or triple articulation
- n One working light on boom and one on upper structure
- n Radio set pre-disposition
- n Rear view mirror on counterweight
- n Stage IIIA emission diesel engine
- n Swing and travel motors with automatic disc type brakes
- n Toolkit
- n Two-speed intermittent operation windshield wiper
- n Two travel speeds with Automatic DownShift device
- n LC Undercarriage with or without blade

OPTIONS

- n 2100 mm Dipperstick
- n 2450 mm Dipperstick
- n 2950 mm Dipperstick
- n Anti-theft device
- n Arm protection
- n Automatic fuel electrical pump
- n Biobogical hydraulic oil
- n Cab additional lights and rain protection
- n Cab guard FOPS
- n Cab front guard
- n Custom er colour
- n Hammer and crusher circuit
- n Hydraulic quick coupler provision
- n Lower frame guard
- n Multipurpose, rock and heavy duty buckets with boom / bucket adjustment device
- n Object Handling kit
- n Radio set
- n Rear view camera with dedicated display in lieu of mirror
- n Rotating bucket circuit
- n Shoes:
500 - 600 - 700 - 800 mm

Note: standard and optional equipment may vary by country. Consult your NEW HOLLAND KOBELCO dealer for specific.

ONE PIECE BOOM

TRIPLE ARTICULATION

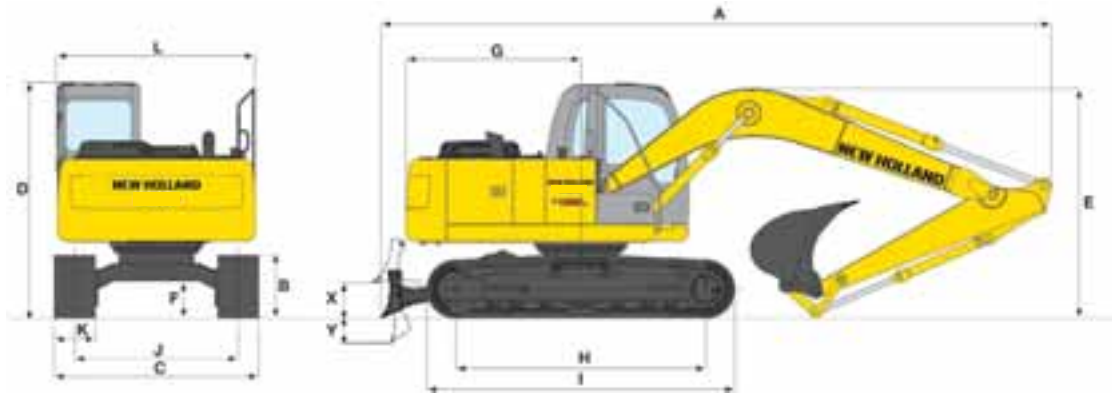
BUCKETS			E135B			E135B / Blade			E135B			E135B / Blade		
Width (mm)	Capacity (m ³) SAE J296 (ISO 7451)	Weight (Kg)	Dipper m			Dipper m			Dipper m			Dipper m		
			2100	2450	2950	2100	2450	2950	2100	2450	2950	2100	2450	2950
500	0.28	315	■	■	■	■	■	■	■	■	■	■	■	■
750	0.42	350	■	■	■	■	■	■	■	■	■	■	■	■
850	0.50	370	■	■	■	■	■	■	■	■	■	■	■	■
900	0.54	380	■	■	■	■	■	■	■	■	■	■	■	■
1000	0.61	415	■	■	■	■	■	■	■	■	■	■	■	■
1100	0.68	440	■	■	■	■	■	■	■	■	■	■	■	■
1200	0.76	470	■	■	■	■	■	■	■	■	X	■	■	■

- General digging work (specific weight of material < 1.8 t/m³)
 - Slightly heavy digging work (specific weight of material < 1.5 t/m³)
 - Loading work (specific weight of material < 1.2 t/m³)
 - X Loading work (specific weight of material < 1.2 (*) t/m³)
- (*) Bucket not applicable

E135B

ONE-PIECE BOOM

DIMENSIONS (mm) - OPERATING WEIGHT



ARM	A	B	D	E	F	G	H	I	J	L
2100 mm	7855	890	2935	2695	445	2130	3045	3750	1990	2415
2450 mm	7860	890	2935	2805	445	2130	3045	3750	1990	2415
2950 mm	7790	890	2935	3150	445	2130	3045	3750	1990	2415

		E135B			
K - Shoe width	mm	500	600	700	800
C - maximum width	mm	2490	2590	2690	2790
Operating weight**	kg	13975	14210	14450	14685
Ground pressure	bar	0.46	0.39	0.34	0.30
Blade width	mm	2490	2590	2690	2790
Blade height	mm	570	570	570	570
Blade weight	kg	730	740	755	765
X - max lift	mm	500	500	500	500
Y - max dig.	mm	590	590	590	590

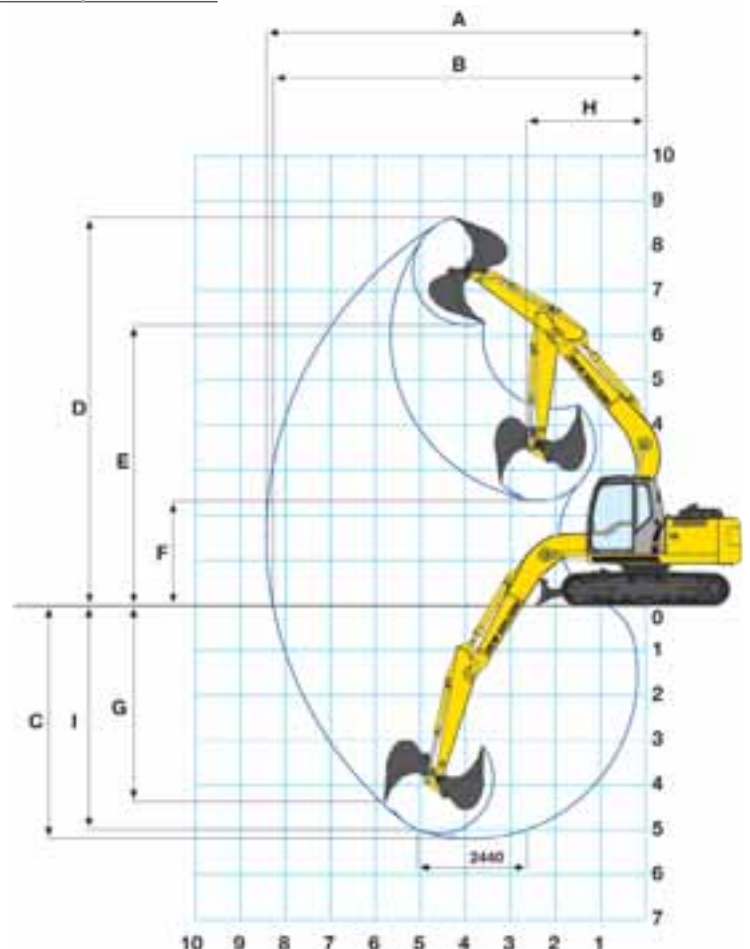
** Undercarriage with blade

DIGGING PERFORMANCE

ONE PIECE BOOM = 4750 mm

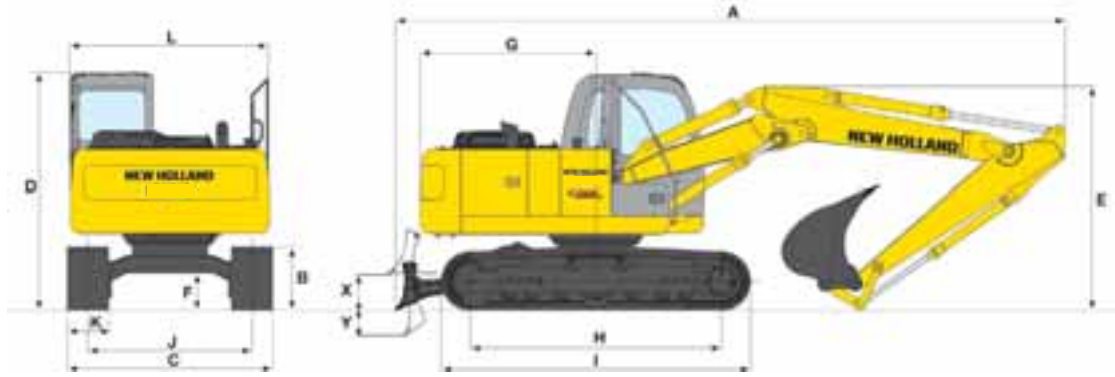
DIPPERSTICK		2100	2450	2950
A	mm	8095	8430	8915
B	mm	7940	8280	8775
C	mm	5150	5500	6000
D	mm	8410	8635	8980
E	mm	6010	6230	6575
F	mm	2680	2335	1875
G	mm	4005	4375	4930
H	mm	2600	2650	2920
I	mm	4885	4265	5805

BREAKOUT FORCE				
Bucket	daN	8710	8710	8710
Dipperstick	daN	7165	6470	5775



TRIPLE ARTICULATION

DIMENSIONS (mm) - OPERATING WEIGHT



ARM	A	B	D	E	F	G	H	I	J	L
2100 mm	7850	890	2880	2580	455	2130	3045	3750	1990	2415
2450 mm	7825	890	2880	2710	455	2130	3045	3750	1990	2415
2950 mm	7735	890	2880	3115	455	2130	3045	3750	1990	2415

		E135B			
K - Shoe width	mm	500	600	700	800
C - maximum width	mm	2490	2590	2690	2790
Operating weight**	kg	14550	14785	15020	15260
Ground pressure	bar	0.47	0.40	0.35	0.31
Blade width	mm	2490	2590	2690	2790
Blade height	mm	570	570	570	570
Blade weight	kg	730	740	755	765
X - max lift	mm	500	500	500	500
Y - max dig.	mm	590	590	590	590

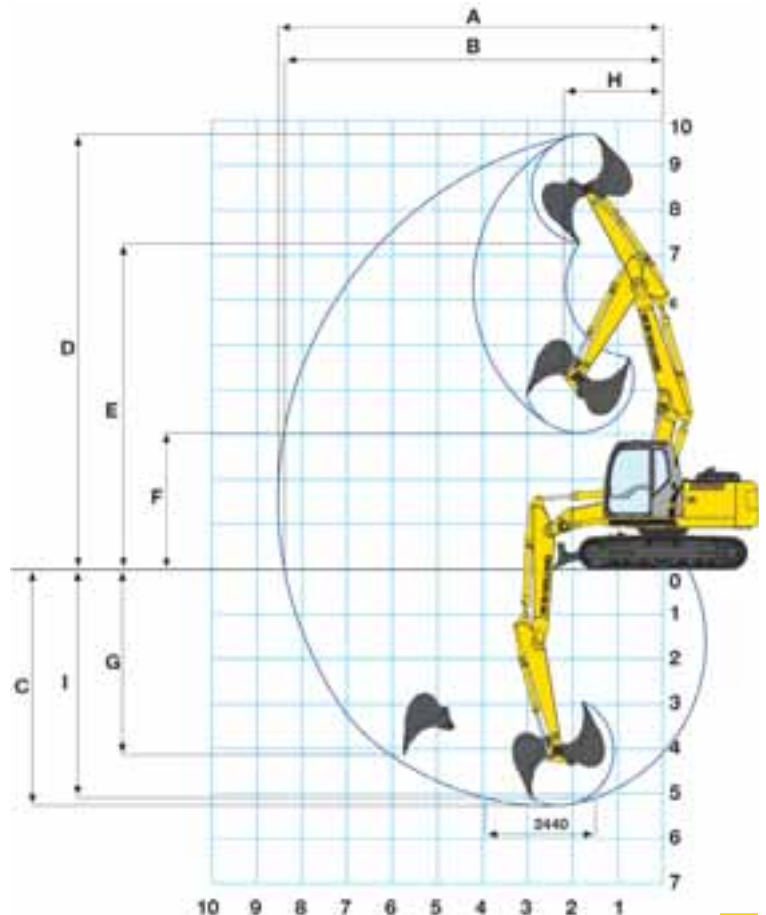
** Undercarriage with blade

DIGGING PERFORMANCE

TRIPLE ARTICULATION
max extension = 4765 mm
min extension = 3515 mm

DIPPERSTICK		2100	2450	2950
A	mm	8195	8535	9030
B	mm	8040	8385	8890
C	mm	4920	5265	5770
D	mm	9385	9700	10170
E	mm	6950	7270	7740
F	mm	3335	3045	2735
G	mm	3805	4145	4645
H	mm	2005	2200	2630
I	mm	4790	5140	5655

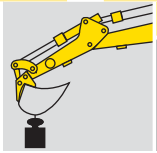
BREAKOUT FORCE				
Bucket	daN	8710	8710	8710
Dipperstick	daN	7165	6470	5775



E135B

Lifting capacity UNDERCARRIAGE WITHOUT BLADE

RADIUS OF LOAD



1.5 m		3.0 m		4.5 m		6.0 m		7.5 m		AT MAX REACH		REACH m
FRONT	SIDE	FRONT	SIDE	FRONT	SIDE	FRONT	SIDE	FRONT	SIDE	FRONT	SIDE	

Values are expressed in tonnes

TRIPLE ARTICULATION DIPPERSTICK 2100 m m

HEIGHT														
+7.5 m											23*	23*	42	
+6.0 m					2.9*	2.9*						19*	19*	58
+4.5 m					2.9*	2.9*	2.3*	2.1				1.8*	1.6	68
+3.0 m					5.3*	5.3*	3.3*	3.2	2.4*	2.0		1.7*	1.3	72
+1.5 m	7.9*	5.6	7.9*	5.5	2.9*	2.9*	2.6*	2.0				1.8*	1.2	74
0 m	5.0*	5.0*	8.3*	5.2	4.7*	2.8	3.0	1.8				1.9*	1.2	72
-1.5 m	8.3*	8.3*	8.4*	4.9	4.7*	2.7	2.9	1.7				2.2*	1.4	6.7
-3.0 m	11.3*	11.3*	8.0*	5.1	4.4*	2.6								

ONE-PIECE BOOM DIPPERSTICK 2100 m m

HEIGHT														
+6.0 m											1.9*	1.9*	5.7	
+4.5 m					3.2*	3.2*	2.9*	2.0				1.8*	1.7	6.6
+3.0 m					5.5*	5.5*	3.9*	3.1	3.2	1.9		1.8*	1.5	7.1
+1.5 m					7.8*	5.1	4.7*	2.8	3.0	1.8		2.0*	1.3	7.3
0 m					6.9*	4.7	4.6	2.6	2.9	1.7		2.3*	1.3	7.1
-1.5 m	5.3*	5.3*	7.9*	4.7	4.5	2.5	2.9	1.6				2.6	1.5	6.6
-3.0 m	8.3*	8.3*	6.6*	4.8	4.5*	2.5						3.3*	1.9	5.6

TRIPLE ARTICULATION DIPPERSTICK 2450 m m

HEIGHT															
+7.5 m												1.9*	1.9*	4.8	
+6.0 m							2.7*	2.7*				1.6*	1.6*	6.3	
+4.5 m							2.8*	2.8*	2.2*	2.1*		1.4*	1.4*	7.1	
+3.0 m							4.8*	4.8*	3.1*	3.1*	2.3*	2.0	1.4*	1.2	7.6
+1.5 m							7.7*	5.5*	3.8*	3.0*	2.5*	2.0	1.5*	1.1	7.7
0 m	4.5*	4.5*	8.4*	5.2	4.7*	3.0	2.9*	1.8	1.7*	1.2		1.7*	1.1	7.6	
-1.5 m	7.8*	7.8*	8.5*	5.1	4.7	2.7	2.9	1.7				1.9*	1.3	7.1	
-3.0 m	10.1*	10.1*	8.2*	5.1	4.7*	2.6	2.3*	1.6				1.7*	1.6	6.2	

ONE-PIECE BOOM DIPPERSTICK 2450 m m

HEIGHT															
+6.0 m									1.8*	1.8*		1.6*	1.6*	6.1	
+4.5 m									2.8*	2.1		1.5*	1.5*	7.0	
+3.0 m							4.9*	4.9*	3.6*	3.2	3.1*	2.0	1.5*	1.4	7.5
+1.5 m							7.4*	5.3	4.5*	2.9	3.1	1.8	2.0*	1.3	7.6
0 m							7.2*	4.9	4.6	2.6	3.0	1.7			7.5
-1.5 m	4.8*	4.8*	8.2*	4.8	4.5	2.5	2.9	1.7				2.3*	1.4	7.0	
-3.0 m	7.4*	7.4*	7.1*	4.8	4.5	2.5	2.9	1.7				2.9	1.7	6.1	

TRIPLE ARTICULATION DIPPERSTICK 2950 m m

HEIGHT															
+7.5 m							2.5*	2.5*				1.5*	1.5*	5.6	
+6.0 m									1.9*	1.9*		1.3*	1.3*	6.9	
+4.5 m							2.5*	2.5*	2.0*	2.0*		1.2*	1.2	7.7	
+3.0 m							3.5*	3.5*	2.8*	2.8*	2.1*	2.0	1.7*	1.3	8.1
+1.5 m							5.6*	5.6*	3.4*	3.0	2.3*	1.9	1.8*	1.2*	8.3
0 m							8.2*	5.4	4.3*	2.8	2.6*	1.8	1.8*	1.1	8.1
-1.5 m	6.6*	6.6*	8.3*	5.0	4.6	2.6	2.8	1.6				1.6*	1.0	7.7	
-3.0 m	9.8*	9.8*	8.3*	4.9	4.6	2.5	2.8	1.6				1.6*	1.2	6.8	

ONE-PIECE BOOM DIPPERSTICK 2950 m m

HEIGHT																			
+6.0 m									2.2*	2.2		1.3*	1.3*	6.8					
+4.5 m									2.4*	2.1	1.3*	1.3*	1.3*	1.3*	7.6				
+3.0 m									3.1*	3.1*	2.7*	2.0	2.2*	1.3	8.0				
+1.5 m									6.5*	5.4	4.1*	2.9	3.1	1.8	2.1	1.2	1.3*	1.0	8.2
0 m									8.0*	4.8	4.6	2.6	2.9	1.7	2.0	1.1	1.5*	1.0	8.0
-1.5 m	4.1*	4.1*	5.2*	4.6	4.4	2.4	2.8	1.5									1.8*	1.1	7.5
-3.0 m	6.3*	6.3*	7.5*	4.6	4.4	2.4	2.8	1.6									2.4	1.4	6.7

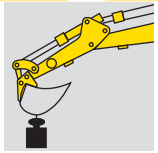
The table values refer to ISO 10567 for excavator equipped with a bucket of 0,61 m³, which weights 415 kg and 500 mm shoes. The indicated load is no more than 87% of hydraulic system lift capacity or 75% of static tipping load. Values marked with an asterisk are limited by the hydraulic system.

E135B

Lifting capacity

UNDERCARRIAGE WITH BLADE

RADIUS OF LOAD



1.5 m		3.0 m		4.5 m		6.0 m		7.5 m		AT MAX REACH	
FRONT	SIDE	FRONT	SIDE	FRONT	SIDE	FRONT	SIDE	FRONT	SIDE	FRONT	SIDE

Values are expressed in tonnes

TRIPLE ARTICULATION DIPPERSTICK 2100 m m

HEIGHT														
+7.5 m												23*	23*	42
+6.0 m					2.8*	2.8*						19*	19*	5.8
+4.5 m				3.8*	3.8*	2.9*	2.9*	2.3*	2.2			1.7*	1.7	6.8
+3.0 m				5.3*	5.3*	3.2*	3.2*	2.4*	2.1			1.7*	1.4	7.3
+1.5 m				7.9*	5.9	4.0*	3.2	2.6*	2.1			1.7*	1.3	7.4
0 m	4.9*	4.9*	8.4*	5.6	4.9	3.0	3.0*	1.9				1.9*	1.3	7.2
-1.5 m	8.2*	8.2*	8.5*	5.3	5.0	2.8	3.1	1.8				2.2*	1.5	6.7
-3.0 m	11.2*	11.2*	8.0*	5.4	4.4*	2.8								

ONE-PIECE BOOM DIPPERSTICK 2100 m m

HEIGHT														
+6.0 m												1.9*	1.9*	5.7
+4.5 m					3.2*	3.2*	2.9*	2.2				1.8*	1.8*	6.7
+3.0 m				5.5*	5.5*	3.9*	3.3	3.2*	2.1			1.8*	1.6	7.2
+1.5 m				7.8*	5.4	4.7*	3.0	3.3	1.9			2.0*	1.4	7.3
0 m				7.0*	5.1	4.9	2.8	3.1	1.8			2.3*	1.4	7.1
-1.5 m	5.3*	5.3*	7.9*	5.0	4.8	2.7	3.1	1.8				2.7	1.6	6.6
-3.0 m	8.4*	8.4*	6.6*	5.2	4.5*	2.7						3.4*	2.0	5.6

TRIPLE ARTICULATION DIPPERSTICK 2450 m m

HEIGHT														
+7.5 m												1.9*	1.9*	4.8
+6.0 m					2.7*	2.7*						1.6*	1.6*	6.3
+4.5 m					2.8*	2.8*	2.2*	2.2*				1.5*	1.5*	7.1
+3.0 m				4.8*	4.8*	3.1*	3.1*	2.3*	2.2			1.4*	1.3	7.6
+1.5 m				7.7*	5.8	3.8*	3.2	2.5*	2.1			1.5*	1.2	7.7
0 m	4.5*	4.5*	8.4*	5.5	4.7*	3.1*	2.9*	2.0	1.7*	1.3		1.7*	1.2	7.6
-1.5 m	7.8*	7.8*	8.5*	5.4	5.0	2.9	3.1	1.8				1.9*	1.4	7.1
-3.0 m	10.1*	10.1*	8.2*	5.4	4.9*	2.8	2.3*	1.8				1.7*	1.7*	6.2

ONE-PIECE BOOM DIPPERSTICK 2450 m m

HEIGHT														
+6.0 m							1.8*	1.8*				1.6*	1.6*	6.1
+4.5 m							2.8*	2.3				1.5*	1.5*	7.0
+3.0 m				4.9*	4.9*	3.6*	3.4	3.1*	2.1			1.5*	1.5	7.5
+1.5 m				7.4*	5.6	4.5*	3.1	3.3	2.0	2.0*	1.4	1.6*	1.3	7.6
0 m				7.2*	5.2	5.0	2.8	3.2	1.9			1.9*	1.3	7.5
-1.5 m	4.8*	4.8*	8.2*	5.1	4.8	2.7	3.1	1.8				2.3*	1.5	7.0
-3.0 m	7.4*	7.4*	7.1*	5.2	4.8*	2.7	3.1	1.8				3.1*	1.8	6.1

TRIPLE ARTICULATION DIPPERSTICK 2950 m m

HEIGHT														
+7.5 m					2.5*	2.5*						1.6*	1.6*	5.6
+6.0 m							1.9*	1.9*				1.3*	1.3*	6.9
+4.5 m					2.5*	2.5*	2.0*	2.0*				1.2*	1.2*	7.7
+3.0 m				3.5*	3.5*	2.8*	2.8*	2.1*	2.1*	1.7*	1.4	1.2*	1.1	8.1
+1.5 m				5.6*	5.6*	3.4*	3.2	2.3*	2.0*	1.8*	1.3	1.3*	1.0	8.3
0 m				8.2*	5.7	4.3*	3.0	2.6*	1.9	1.8*	1.2	1.4*	1.0	8.1
-1.5 m	6.6*	6.6*	8.3*	5.3	4.8	2.8	2.9*	1.7				1.6*	1.1	7.7
-3.0 m	9.8*	9.8*	8.3*	5.2	4.9	2.7	3.0	1.7				1.6*	1.4	6.8

ONE-PIECE BOOM DIPPERSTICK 2950 m m

HEIGHT														
+6.0 m							2.2*	2.2*				1.3*	1.3*	6.8
+4.5 m							2.4*	2.3	1.3*	1.3*		1.3*	1.3*	7.6
+3.0 m					3.1*	3.1*	2.7*	2.1	2.2*	1.4		1.3*	1.2	8.0
+1.5 m				6.5*	5.8	4.1*	3.1	3.2*	1.9	2.3	1.3	1.3*	1.1	8.2
0 m				7.7*	5.1	4.9*	2.8	3.1	1.8	2.2	1.2	1.5*	1.1	8.0
-1.5 m	4.1*	4.1*	8.2*	4.9	4.7	2.6	3.0	1.7				1.8*	1.2	7.5
-3.0 m	6.3*	6.3*	7.5*	4.9	4.7	2.6	3.0	1.7				2.5	1.5	6.7

The table values refer to ISO 10567 for excavator equipped with a bucket of 0,61 m³, with weights 415 kg and 500 mm shoes. The indicated load is no more than 87% of hydraulic system lift capacity or 75% of static tipping load. Values marked with an asterisk are limited by the hydraulic system.

PARTS AND SERVICE

The New Holland dealer network is, in itself, the best guarantee of continued productivity for the machines it delivers to its customers. New Holland service technicians are fully equipped to resolve all maintenance and repair issues, with each and every service point providing the high standards they are obliged to observe under New Holland's stringent quality guidelines. The New Holland global parts network ensures fast, reliable, replacement parts for less downtime, increased productivity and, of course, profitable operation for its customers.



AT YOUR OWN DEALERSHIP

The information contained in this brochure is intended to be a general nature only. The NEW HOLLAND CONSTRUCTION MACHINERY S.p.A. company may at any time and from time to time, for technical or other necessary reasons, modify any of the details or specifications of the product described in this brochure. Illustrations do not necessarily show products in standard conditions. The dimensions, weights and capacities shown herein, as well as any conversion data used, are approximate only and are subject to variations within normal manufacturing techniques.

Printed in Italy - MediaCross Firenze - Cod. IR1302NCGB - Printed 01/13

Printed on recycled paper
CoC-FSC 000010 CQ Mixed sources



ELEMENTAL
CHLORINE
FREE
GUARANTEED



BUILT AROUND YOU

www.newholland.com