


W230c

TIER 2



W230C

BUCKET VOLUME	3.6 - 8.0 m ³
BUCKET PAYLOAD	7.1 ton
PRODUCTIVITY (50 m DISTANCE)	375 t/h
OPERATING WEIGHT	20.0 ton
PEAK GROSS POWER	255 hp



BUILT AROUND YOU

AS LONG AS MAN SHAPES MATERIAL

MORE PRODUCTIVITY

REDUCED COST OF OWNERSHIP

S, WE WILL PROVIDE THE TOOLS.

**MORE COMFORT AND
EASE OF USE**

**A COMMITTED
PARTNER**



THE MAIN COMPONENTS OF OUR W



1

THE ECOSHIFT TRANSMISSION



Type: ZF Power-Shift countershaft design with four forward and three reverse speeds. Ecoshift uses engine de-rating to make each gearshift smoother and to optimize the pushing power of the torque converter. The Electronic Transmission System (ETS) includes Inch declutching, Hold function, Kick-down and Downshift system allows the operator to dedicate 100% attention to the work cycles.

2

THE HEAVY DUTY AXLES WITH 100% FRONT LOCK*



*optional in alternative to Limited slip differentials

HEEL LOADER



3


THE COOLING BOX



Most wheel loaders mount their radiators back to back. At New Holland we have mounted them to form a cooling module like a box. The benefit is better cooling, in the harshest of environments. In addition, with a programmable reversing fan as standard, cleaning radiators will become a thing of the past.

4

REAR MOUNTED ENGINE MULTIPLE WORK MODE



The rear mounted engine results in less dead weight and less stress on the machine. FPT NEF Engines with the well-proven and reliable technology developed for construction equipment offers also MULTIPLEWORK MODES. The operator can select one of the following electronically pre-set power modes: MAX, STANDARD or ECONOMY Power mode.

**+20%
PRODUCTIVITY**

MORE PRODUCTIVITY



THE BIGGEST PAYLOAD

We designed our wheel loaders to give you the biggest bucket payload in the industry so that you can get the job done with fewer loading cycles: with just 3 passes the W230C will load 21-tonnes payload truck.



PRODUCTIVITY-BOOSTING BUCKETS

Our flat bottom buckets make all the difference. They have a better penetration in the pile and superior material retention. Their shape allows for a better roll back of the material inside the bucket, so once it's in, it stays in and you will get the job done with fewer trips.



OUTSTANDING GRIP AND RELIABILITY

Outstanding grip with front auto-lock differential: it delivers the best pushing power when you need it, as it ensures 0% slip between the wheels. When in manual mode, it is activated with a control under your left foot.

Heavy duty axles ensure superior reliability.



EASY DUMPING WITH INCH DECLUTCHING SYSTEM

Inch function is part of the ECOSHIFT transmission, it gives you the control of a hydrostatic transmission and the pushing power of a powershift.

Note: On the W230C standard axles are available with open differential without auto-lock, for flat, hard surfaces like tarmac.

SHORTER V-CYCLE DISTANCE

The lifting of the loader arm is faster, so you can do a V-cycle at full speed with the pick up point just 10 meters from the truck you are loading.

FASTER ACCELERATION, FASTER CYCLES

With ECOSHIFT you can reach maximum speed in just **100** meters. This can save you as much as 30 seconds for every loading cycle.

REDUCED COST OF OWNERSHIP

**-15%
FUEL**



SAVE FUEL WITH LOWER ENGINE RPM

With ECOSHIFT transmission you can work at lower rpm and save fuel.

SAVE FUEL WITH SMOOTHER GEAR SHIFTS

ECOSHIFT makes gear shifts very fast (8/10th second) and smooth by optimizing the gear shift depending on the working mode that you have selected. This results in fuel saving, better material retention and great comfort.

CUT FUEL WASTE WITH ECOSTOP

ECOSTOP automatically shuts down the engine and the electric system after 5 minutes of idling, so there is no waste of fuel.

LESS FUEL WITH BETTER COMBUSTION

With Common Rail technology engine combustion is optimized for efficiency, guaranteeing the best engine output for power and fuel efficiency.

LESS MAINTENANCE WITH OPEN DIFFERENTIAL AND ECOSHIFT

The open differentials and front auto-lock reduce tire wear because of no wheel slippage.

The absence of friction in the differentials increases oil life by 50% (1500 h). The lower rpm and smoother gearshifts of ECOSHIFT increase transmission oil replacement intervals by 50% (1500 h).

More effective lubrication with longer lasting effect increases reliability.

LESS MAINTENANCE WITH THE COOLING BOX

We designed our cooling system to maximise its efficiency, making a box of the radiators rather than following the traditional approach of having them overlap. Our design significantly improves the cooling performance, lengthening the life of the oil 50% (1.500 h). The better quality of the oil also means a longer life for your wheel loader.

WELCOME ON BOARD



EXTRA WIDE ACCESS

The 4 wide steps and 2 handles make it easy for you to reach the cab; the wide door with no obstacles makes it easy to gain access.

OUTSTANDING VISIBILITY

You can work fast and confidently with excellent all-round visibility, further enhanced by the curved shape of the rear hood, which is very low due to the small cooling package.

SUPERIOR AIR VENTILATION

You can work in comfort with the efficient ventilation ensured by 16 air vents and the optional air conditioning system. In addition, the doors open 180° and can be easily locked in open position or unlocked from the driver's seat



OPERATOR SAFETY AND LOW VIBRATIONS

You will enjoy the protection of our reinforced cab, which guarantees protection against roll over (ROPS) and falling objects (FOPS). We placed the engine at the back of the machine, far from the cab, so that you will feel lower vibrations in the cab. Moreover the ECOSHIFT transmission electronically optimises gear shifts according to the working mode you select, ensuring smooth shifting, so you can work comfortably.

SITTING COMFORTABLY WITH CONTROLS AT YOUR FINGERTIPS

You will enjoy the comfort of the heated seat with high vibration absorption. You can focus entirely on the job at hand and work comfortably with the steering knob, the joystick or the 2-lever control with the reverse button under your thumb. The control panel is positioned ergonomically under your right hand. The overhead radio positioning and ample storage add up to great convenience for you.

EASY OPERATING

For more comfort and productivity during repetitive activities the following functions, which can be activated or de-activated according to your preferences, will free your right hand for steering:

Auto-lift: automatically lifts the boom to the max height or to the height you have set

Reverse button: allows you to use your left hand for steering and activate reverse speed from the joystick with your right hand

Return to dig: automatically brings back the bucket in the right position for loading again

Return to travel: automatically lowers the boom to carry position; it can be adjusted according to your tyres and bucket

Auto-shift: ensures the machine always operates in the most suitable gear according to speed, kick down and engine braking

Auto-Glide Ride: reduces loader arm bounce during travel, maintaining maximum material retention on all surfaces.

It's activated from 7 km/h

A COMMITTED PARTNER



THE CENTRAL COOLING PACK

- The central cooling pack is mounted away from dust and debris, providing increased cooling capacity and easy cleaning. This results in prolonged engine oil and coolant life and reducing operating cost.
- The engine in both machines is mounted at the rear of the chassis, behind the cooling pack behaving as natural counterweight. This allows for a lighter counterweight, has a positive effect on lifting and digging performance, resulting in less stress for driveline components and reduced fuel consumption as the overall machine weight is lower

LEADER IN SUSTAINABILITY

New Holland's extensive offering of low emission products, our continued focus on reducing our environmental footprint throughout our products' entire life cycle and our involvement in the community have contributed to our parent company, CNH Industrial, being recognised as Industry Leader by the Dow Jones Sustainability Index (DJSI) World and DJSI Europe. These prestigious equity indexes only admit companies that are best-in-class in managing their businesses, from an economic as well as social and environmental perspective. CNH Industrial received a score of 88/100 compared to an average of 49/100 for all companies in its sector, and was awarded first place.



EASY MAINTENANCE FROM GROUND LEVEL

- **Designed for easy access**

The one-piece electric hood, with alternative opening solution, makes it very quick and easy to access all the service points. We positioned the engine at the rear to give you full access to the engine compartment from the ground.

- **Designed for fast servicing**

We grouped all the service points so you save time: the fuel and engine oil filling points are next to each other and all the 3 oil drains are positioned together.

- **Designed for less maintenance**

We positioned the radiators at the back of the cab, which means they will need less cleaning.

- **Designed for easy cleaning**

With our cooling box design, you can clean each radiator separately, and you can activate the reversible fan from the cab.

SAFETY FIRST

- **Designed for safe operation**

You can work with confidence knowing that in our cabs you are protected from roll over and falling objects. Our cabs are all ROPS and FOPS certified.

The outstanding all round visibility means that you have a full view of the bucket and all the area around the machine.

- **Designed for safe maintenance**

We designed our wheel loaders so that all the main service points are easily accessible from the ground, so you can safely carry out your daily maintenance.





W230C

SPECIFICATIONS

PRODUCTIVITY

(50-METER DISTANCE CYCLE)

Considering: density: 1,8 t/m³, fill factor: 100%, 52 cycles/hour and each hour includes a 5-minute break..... 210 m³/h or 375 t/h
52 loading cycles/h with standard bucket 4.0 m³ or 7.2 ton

ENGINE TIER 2

compliant with tier 2 (EU stage II regulations)
FPT turbocharged engine F4HFA613D with:

- 100% fresh air combustion
- Air to Air intercooler
- Multiple injections similar to multi-jet automotive technology to achieve best in class load response, max torque and power with the minimum fuel consumption.

6 cylinders -6,7 liters

Max power SAE J1995 190kW / 255 hp @1800 rpm

Maximum torque SAE J1995 1184 Nm @1300 rpm

TRANSMISSION

All-wheel drive with planetary axles
kick-down function

4-speed torque converter

4-speed auto Powershift switchable to manual shifting

ZF , switchable to manual shifting

forward speeds 7-12-23-36 Km/h

reverse speeds7-13-24 Km/h

Adjustable transmission declutch

AXLES AND DIFFERENTIAL

For outstanding traction with 50% longer maintenance intervals and 30% less tire wear:

Front and rearZF Heavy Duty axles (ZF type MT-L3095-II) with 100% front auto-lock differential.

(100% of available torque is always guaranteed on the front wheels)

For standard traction:

Front and rearHeavy Duty axle (ZF type MT-L3095-II)

Open differential front and rear.

Rear axle total oscillation..... 24°

TYRES

Tyres 23,5R25

BRAKES

Service brakeMaintenance free, self-adjusting wet 4-wheel disc brakes

Area 0.47 m²/hub

Parking brakeDisc brake on transmission activated from the cab cluster

Area 82 cm²

HYDRAULIC SYSTEM

Valves Rexroth Closed-center, Load sensing hydraulic system.
Main valve with 3 sections

Steering The steering orbitrol hydraulically is actuated with priority valve

Type of pump Tandem Variable displacement pump
(282 l/min @2000 rpm)

Automatic hydraulic functions

- Bucket Return-to-dig

- Boom Return-to-travel

- Auto.lift (to adjustable height)

Control type Pilot control with single joystick or two levers

CAPACITIES

Fuel tank 288 usable litres

Cooling system 30 litres

Engine oil 15 litres

Hydraulic oil Tank: 110 litres, total system: 200 litres

Transmission oil 34 litres

CAB AND CONTROLS

For you safety the cab complies to:

protection against falling objects (FOPS) ISO EN3449

protection against roll over (ROPS) ISO EN13510

NOISE AND VIBRATION

Driving noise in dB (A) 82 to SAE J88 @ 15 meters

Interior noise 72 LpA as per ISO6595/6396/3744

Exterior noise 71 dB(A) at 15 meters as per SAE J88 SEP80
103 LwA according to ISO6395/6396/3744

Switchable reverse gear alarm

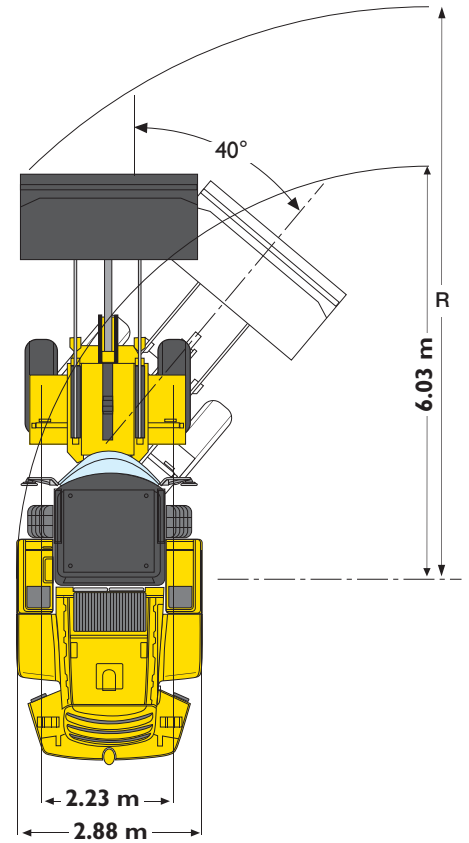
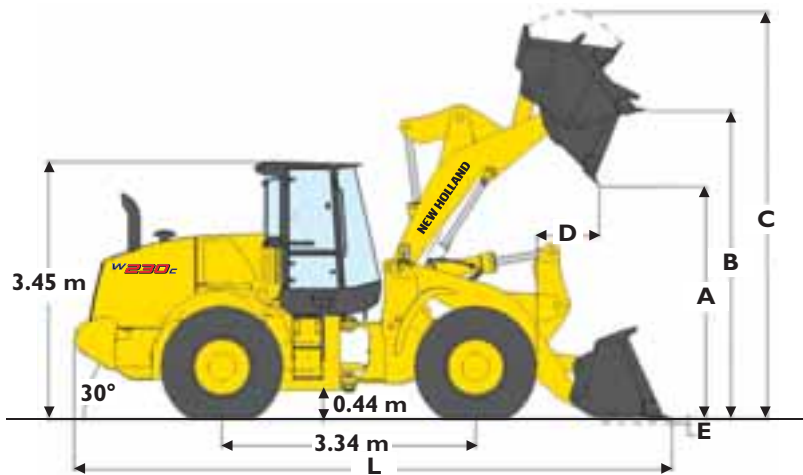
Vibrations air-cushioned seat MSG 95A/732
average 1.4m/s² as per ISO/TR 25398:2006

ELECTRICAL SYSTEM

24V. Batteries 2 x 12V.

Alternator 65A

PERFORMANCE DATA



W230C		Z-BAR buckets		Z-BAR buckets		LONG REACH buckets	
		3.6 m ³		3 m ³ w/QC		4.0 m ³ *	
	Bucket with bolt on:	Edge general purpose	Teeth general purpose	Edge general purpose	Teeth general purpose	Edge flat bottom light duty	Teeth flat bottom light duty
Bucket volume (heaped)	m ³	3,6	3,6	3	3	4	4
Bucket Payload	kg	7123	7233	6427	6530	5702	5735
Maximum material density	ton/m ³	2	2	2,1	2,2	1,5	1,5
Bucket outside width	mm	3030	3030	3030	3051	2980	2980
Bucket weight	kg	1783	1715	2309	2234	1922	1807
Tipping load - straight	kg	16579	16820	15039	15264	13381	13463
Tipping load - Articulated at 40°	kg	14245	14465	12854	13061	11404	11471
Breakout force	kg	17034	18203	15288	16129	18041	19209
Hydraulic Lift capacity from ground	kg	21148	21739	15504	16197	16552	16687
A - Dump height at 45° at full height	mm	2906	2815	2815	2715	3321	3217
B - Hinge pin height	mm	4118	4118	4117	4117	4559	4559
C - Overall height	mm	5583	5584	5635	5635	6153	6153
D - Bucket reach at full height / 45°	mm	1194	1302	1300	1414	1190	1298
E - Dig depth	mm	80	80	81	85	140	140
L - Overall length with bucket on the ground	mm	7976	8117	8116	8270	8409	8560
R - Turning radius to front corner of the bucket	mm	13345	13428	13428	13541	13773	13878
Bucket rollback in carry position	°	44	44	44	44	43	43
Dump angle at full height	°	55	55	55	55	44	44
Machine operating weight	kg	19857	19789	20383	20308	20209	20095

Note: bucket specification can slightly differ according to plant source. More bucket choice is available, please contact your local dealer.

* 4m³ flat bottom bucket is available only from Lecce (IT) plant.

LOADER SPEED

Raising time (loaded)	sec	6.2
Dump time (loaded)	sec	1.4
Lowering time (empty, power down)	sec	3.8
Lowering time (empty, float down)	sec	3.1

PARTS AND SERVICE

The New Holland dealer network is, in itself, the best guarantee of continued productivity for the machines it delivers to its customers. New Holland service technicians are fully equipped to resolve all maintenance and repair issues, with each and every service point providing the high standards they are obliged to observe under New Holland's stringent quality guidelines. The New Holland global parts network ensures fast, reliable, replacement parts for less downtime, increased productivity and, of course, profitable operation for its customers.



AT YOUR OWN DEALERSHIP

The information contained in this brochure is intended to be of general nature only. The NEW HOLLAND CONSTRUCTION MACHINERY S.p.A. company may at any time and from time to time, for technical or other necessary reasons, modify any of the details or specifications of the product described in this brochure. Illustrations do not necessarily show products in standard conditions. The dimensions, weights and capacities shown herein, as well as any conversion data used, are approximate only and are subject to variations within normal manufacturing techniques.

Printed in Italy - MediaCross Firenze - Cod AP4406NCGB - Printed 10/14

Printed on recycled paper
CoC-FSC 000010 CQ Mixed sources

