

MEETS EVERY CHALLENGE.

THE **STEYR CVT** SERIES FROM 150 UP TO 240 HP.



STEYR
TRAKTOREN

Your partner to rely on.





**YOUR PARTNER TO RELY ON,
WHEN YOU WANT TO BE
PREPARED FOR
EVERYTHING.**

CONTENTS

- 4–5 THE CVT RANGE**
- 6–13 CAB AND CONTROLS**
- 16–17 ENGINE**
- 18–19 S-CONTROL™ CVT TRANSMISSION**
- 20–21 PTO**
- 22–23 HYDRAULICS**
- 24–25 AXLES, BRAKES, ABS**
- 28–29 S-TECH**
- 30–31 S-TECH 700 MONITOR**
- 32–33 EASY-TRONIC II AND ISOBUS III**
- 34–35 SZ FRONT LOADER**
- 36–37 DEALERS AND SERVICE**
- 38 MAINTENANCE**
- 39–41 TECHNICAL DATA**

THE BEST HORSE IN THE STABLES.

Regardless whether it's arable farming, pasture land, transport or industry: with its continuously variable transmission and numerous technical innovations, our CVT tractors deliver the highest standards of working and operating comfort, excellent cost-effectiveness and performance capability.

There is a total of seven models available, with a power range of between 150 and 240 hp. Outstanding

transmission design ensures excellent performance and provides the range with its name: S-Control™ CVT stands for Continuously Variable Transmission and describes a transmission with a continuously variable ratio. The ECOTECH engine concept and its environmentally friendly Hi-eSCR 6.7 litres turbo diesel system with intercooling and Common Rail injection, complying with EU emission stage IV, ensures sustainable profitability.



THE CVT DELIVERS THE LOT.



Low noise emission level of 69 dB(A) to take the stress out of working, and for using the telephone.



Active stationary control for stopping on a steep slope without a brake.

LED

Up to 16 LED worklights for perfect 360° illumination.



Headland management Easy-Tronic II for the automation of work operations, dependent on time and distance covered.



Ergonomic operation using the Multicontroller armrest.



Up to 4 PTO speeds with Power mode or the fuel-efficient shaft speeds of the Eco mode.



Cab and front axle suspension for more comfort.



Maximum lift capacity of up to 10,463 kg at the rear and 3,785 kg at the front.

IIIIS-TRONIC

S-TRONIC for automatic control of the driving strategy.



Intelligent anti-lock braking system with many additional functions.

IIIIECOTECH
MEHR LEISTUNG, WENIGER DIESEL.

ECOTECH for more power and less diesel consumption.



QuickTurn II full wheel deflection with minimum steering effort.



PowerPlus for up to 45 hp more power.



Combinations of tyres and wheels to suit every type of application.

S-CONTROL™
CVT

Continuously variable transmission with ultimate mechanical efficiency rating.



CVT supports ISOBUS II and the latest ISOBUS III technology.



50 km/h achieved at a fuel-efficient 1,550 rpm.



S-TECH Precision farming - always just ahead of the pack with S-Guide and S-Turn II.

A photograph taken from the driver's perspective inside a tractor cab. The view is looking out over a large, harvested field of brown stubble. In the distance, there are rolling green hills under a cloudy sky. The tractor's interior is visible, including a grey seat with red stitching, a steering wheel with a 'STE' logo, and a central console. A side mirror on the left shows a reflection of the field. A vertical strip of yellow safety warning labels is visible on the right side of the cab. Overlaid on the image are four red rectangular boxes containing white text.

**YOUR PARTNER TO RELY ON,
WHEN YOU WANT
TO CONCENTRATE
ON YOUR TASK.**



EVEN HARD WORK CAN BE A RELIEF.

The CVT cab offers a working area you can rely upon fully in all situations: A low noise level of only 69 dB(A), ergonomic seating and steering wheel adjustments, finely adjustable air conditioning and our sophisticated suspension and lighting system assure maximum comfort.

FULL WORKING POWER UP FRONT The Comfort cab with tinted windows, sun roller blinds on the front windscreen and the precision control on the automatic air-conditioning system enables you to keep a cool head at all times. A big filter in the ventilation system keeps the cab supplied with fresh air. For added convenience, the steering column comes with height and rake adjustment, and the electrically adjustable Multicontroller armrest can be adapted to suit the driver perfectly. The dual-motion seat with dynamic damping system, swivel-mounted headrest and active carbon inserts to control humidity assure pleasant, fa-

tigue-free work. On the comfortable, upholstered co-driver's seat, even big adults have plenty of space.

PERFECT WORKING CLIMATE The Deluxe cab offers even more comfort. Climate control, an additional sun roller blind for the rear window, the electrically adjustable Multicontroller armrest, a leather steering wheel and a cab floor carpet all assure a pleasant working environment in which you can immediately feel good.

ACTIVE SUSPENSION The high-quality Maximo-Evolution driver's seat with leather upholstery for driver and co-driver seats, seat heating and cooling ventilation as well as active suspension with automatic adjustment, all ideally suited to your needs. To match this, the Active Luxury cab also features a leather-upholstered co-driver's seat.



TAKE YOUR SEAT IN FIRST-CLASS.

- Low noise level of 69 dB(A)
- Generously proportioned luxury cab with 5-stage adjustment to cab suspension.
- 3 seat options - a choice of fabric, alcantara or leather
- Tinted windows
- Sun roller blind on front and rear windscreens.
- Air-conditioning unit, with the option of climate control.
- Hi-fi stereo system with Bluetooth handsfree unit.



PERFECT 360° ALL-ROUND VISIBILITY

- 4-pillar cab
- High-visibility roof window
- Electrically adjustable, heated wide-angle mirrors.
- Up to 16 LED worklights





BEAUTIFUL TO LOOK, GREAT TO SEE.

With its 4-pillar panorama cab with its large windows, its high-visibility roof window and a one-piece front windscreen, you have perfect and unrestricted all-round visibility. The LED work light package assures superlative visibility even after night has fallen. 6 LED work lights front and rear on the roof are fitted as standard. An optional 4 LED work lights, one fitted low on each cab pillar, front and rear, are also available. The light intensity of 2,000 lumens per LED headlight turn night into day and assure precise, efficient work.

GREAT OUTLOOKS. The slimline bonnet provides optimum visibility over the front working area. Also at the rear, for effortless attachment of implements, the CVT provides clear visibility of the coupling points. With the large, electrically adjustable and heated telescopic mirrors with wide-angle insert, you can even keep an eye on wide attachments. An additional window in the roof provides unobstructed visibility of the front loader.



WELCOME TO THE STEYR CVT COMMAND CENTRE.

In the comfortable CVT command centre, you are the boss. The ergonomically designed cab is equipped with the very latest control elements, and with inno-

vative instruments. These enable you to control and monitor all functions and operations very easily.



- 1 Multicontroller**
- 2 Shuttle forwards/reverse**
- 3 Selection of speed range**
- 4 Operation of remote valve**
- 5 Raising/lowering of rear and front hitch
Float setting**
- 6 Speed controller**
- 7 Easy-Tronic II activation**
- 8 S-TECH 700: the integrated touchscreen
colour monitor**
- 9 Tractor and performance monitor**
The tractor- and performance monitor is integrated in the right A-pillar in the natural field of vision of the driver and provides the most important performance information at a glance.
- 10 Electric joystick**
for up to 4 remote valves
- 11 Operation of the electr. remote valves**
- 12 Front PTO on/off**
- 13 Rear PTO on/off**
- 14 Eco-Drive™ control lever**
with split manual throttle

- 15 ICP – Intuitive Control Panel**
- 16 EHR position control**
- 17 EHR traction control**
- 18 EHR raising/lowering of rear hitch**
- 19 Vibration damping of rear hitch**
- 20 Rear PTO management**
- 21 Slip control on/off**
- 22 Easy-Tronic II headland management**
- 23 All-wheel drive and differential
lock management**
- 24 Two constant engine speed memory units**
- 25 Front hitch position control**
- 26 Front PTO management**
- 27 EHR raising/lowering of front hitch**
- 28 S-Control™ CVT transmission function**

- 29 Time and flow rate control of the
electronic remote valves**
- 30 Slip control setting**
- 31 Lowering speed control on front hitch**
- 32 Lifting height restriction on front hitch**
- 33 Lowering speed control on rear hitch**
- 34 Lifting height restriction on rear hitch**
- 35 Response sensitivity of rear hitch**



**YOUR PARTNER TO RELY ON,
WHEN YOU NEED A
FUEL EFFICIENT TRACTOR.**





ECOTECH AT A GLANCE

- 6-cylinder engine with turbocharger and intercooler.
- Hi-eSCR exhaust technology: highly efficient SCR system (selective catalytic reduction)
- PowerPlus power management delivers up to an extra 45 hp.
- Long maintenance intervals (600 operating hours) for the engine
- High maximum engine torque of up to 1,160 Nm.
- Up to 46% torque increase
- EU exhaust emissions standard Level IV
- S-TRONIC engine/transmission management
- Individual adaptation of driving strategy
- Reversible fan
- Engine back-pressure brake



MORE POWER, LESS CONSUMPTION

The electronically controlled diesel engines effortlessly take care of all power work even at low engine speeds. The CVT range today covers a rated power range of 150 to 240 hp. The main working area of the engine, between 1,500 and 1,900 rpm is always able, thanks to PowerPlus, to deliver an extra 45 hp of power at all times.



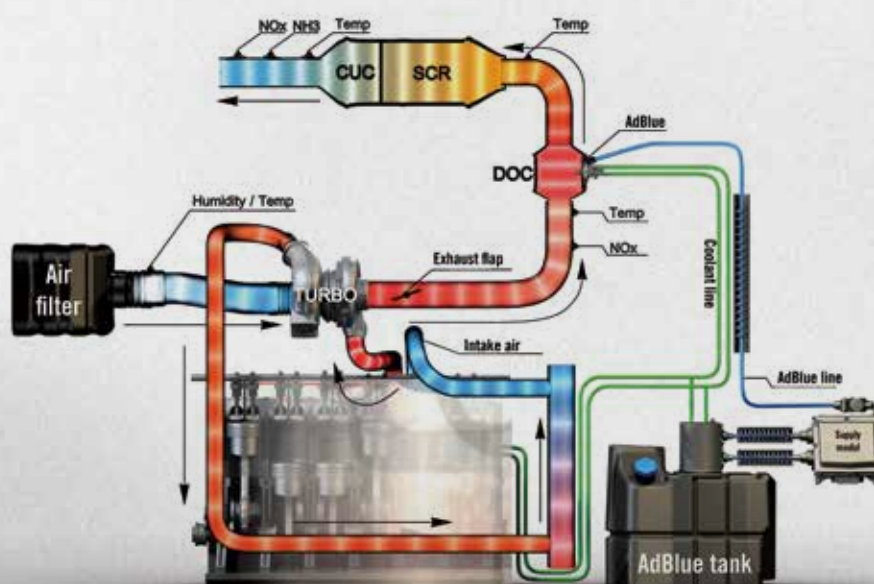
PREMIER LEAGUE ENGINE TECHNOLOGY. Power used most intelligently. Thanks to ECOTECH CVT model engines are top of their class. Here, profitability, productivity, environmental preservation and ultra-modern energy management come together in perfect symbiosis. By virtue of the unique Hi-eSCR after-treatment system, fuel consumption is optimised and power and engine response improved. Optimum fuel injection time without exhaust gas recirculation means neither the engine nor the cooling system are overloaded. This means maintenance intervals of 600 become a possibility, beating all competition. The system also requires no particle filters, therefore reducing maintenance costs.

ALWAYS SUFFICIENT RESERVES WITH POWERPLUS.

The engine power management system PowerPlus provides additional boost power during transport, PTO and hydraulic operations - with PowerPlus enabled, you can call on up to 45 hp more power. PowerPlus is now also available for PTO work while reversing, for example with a reversing unit.

ALWAYS READY FOR OPERATION.

The cooling system always ensures that the engine is at its optimum operating temperature. The optional reversible cooler enables the direction of air flow to be reversed. At the same time, impurities on the ventilation grille can simply be blown through, i.e. it is cleaned automatically. This extends the maintenance intervals of the air filter, and of course extends the service life of the engine.



THE NEW GENERATION OF DRIVE UNIT.

- Continuously variable from 0 to 50 km/h
- Active stationary control
- DKT - double-clutch technology
- S-TRONIC engine-transmission management
- 50 km/h at 1,550 rpm for optimised fuel consumption





THE CONTINUOUSLY VARIABLE WAY TO SUCCESS.

Everything always runs smoothly with the continuously variable transmission (S-Control™ CVT). An intelligent interplay of hydraulic and mechanical components assures economy, without having to compromise on power delivery. The continuously variable ratio enables you to tackle every conceivable task effortlessly.

High mechanical efficiency rating. The S-Control™ CVT transmission delivers a high proportion of mechanical propulsion. This robust transmission unit with double-clutch technology provides outstanding power transmission without any interruption to traction. It also provides superlative acceleration. The CVT control logic delivers the right response characteristics for the transmission, depending on requirements. S-TRONIC controls the transmission ratio and engine speed to suit power requirements and automatically assures optimum fuel efficiency. Based on this design principle, engine power is used to the maximum.

Active stationary control. Active stationary control provides a clear safety benefit. It can keep the tractor and its towed load stationary, even on steep gradients. It also makes it possible to set off effortlessly without the need to operate clutch and brake.

Gentle to aggressive. There are three 'transmission aggressiveness' settings for accelerator pedal and Multicontroller. This alters the acceleration characteristics as well as the unpowered rolling characteristics of the CVT. The transport setting allows for smooth change of direction - ideal for high-speed transport operations and for operations on slippery ground. Together with the tractor-trailer brake, this improves safety during slowing, preventing the trailer from shunting the tractor. The standard setting is intended for normal field activities. The 'aggressive' setting is specifically intended for heavy-duty field work and for operations with a front loader. It delivers direct and rapid changes of direction.



Continuously variable transmission from 0 to 50 km/h.

Double-clutch technology DKT™

TECHNOLOGY THAT MAKES REAL WAVES.

The PTO transmits the full power of the engine with maximum efficiency because the entire driveline is tapped from the face end of the crankshaft. The standard speed of 1,000 rpm is already reached at a low engine speed of 1,890 rpm. In PTO economy mode, these PTO speeds are even achieved at engine speeds of less than 1,570 rpm. That means you not only save fuel, but also protect the engine and the environment.

PERFECTLY MATCHED. The easy-to-operate PTO management function reduces workload by automatically engaging and disengaging the PTO when the front and rear hydraulics are being raised and lowered. The soft-start controller enables the attachments to be started up gently. Integration of the front-mounted PTO and front hitch at the front of the tractor makes it possible to reduce the distance between front axle and front hitch.



External actuation for rear PTO, rear hitch and a control unit for each of the rear mudguards.



- 1 Front PTO on/off
- 2 Rear PTO on/off
- 3 Rear PTO management
- 4 Front PTO management



EFFICIENT TRANSMISSION OF ENGINE POWER.

- PTO speeds 540/540E/1000 or 540E/1000/1000E
- Electrohydraulic engagement under load
- Perfectly integrated front and rear PTO
- PTO management for front and rear PTO
- Soft-start control

FOR DEMANDING CUSTOMERS: STEYR PRECISION HYDRAULICS.

The load sensing hydraulic system in the CVT is based on a variable displacement pump with a flow rate of up to 173 l/min. Up to 8 independent consumers can be supplied with oil at the same time. The displacement volume and duration can be adjusted individually for each consumer. This guarantees excellent response from all of the consumers.

MAKING LIGHT WORK OF HEAVY LOADS With a maximum lift capacity of up to 10,463 kg, CVT makes light work of every challenge.

MORE COMFORT AND SAFETY. Attachments can be set precisely using the electronic hitch control (EHR) by means of potentiometers. The settings can be saved on the touchscreen monitor. The 'Ride Control' dynamic vibration damping function neutralises the vibrations from heavy attachments and assures safety on any terrain through a combination of stabilisation and pendulum movement. Automatic lower link stabilisers assure safety in headland turns and during transport.

SAFETY WITH A HEAVY IMPLEMENT:

- Modern load-sensing hydraulics
- High maximum lift capacity for up to 10,463 kg
- Precise hitch control
- 'Ride Control' dynamic vibration damping.
- Optimum setting on any terrain

RAPIDLY READY FOR OPERATION. Implements can be attached quickly and easily using external buttons on both rear mudguards that operate the rear hitch and the hydraulic upper link.

- Programmable hydraulic functions
- The multi-controller provides a free choice of control unit operation, and it can be set up using the S-Tech 700 monitor.
- Power-Beyond connections: full 173 l/min hydraulic displacement.
- Front hitch ex factory with lift capacity of up to 3,785 kg








Wider trailer carriage

The trailer carriage for the towbar coupling being used is now wider and this makes it easier to connect up the universal shaft to the PTO stub shaft. The new modular design also makes it easy to retrofit a K80 ball-head coupling.



Automatic trailer drawbar

Is individually adjustable for height and the towbar coupling is opened by remote control from the cab.



Ball-head coupling

The K80 ball-head coupling is ideal for heavy-duty trailer operation. It is retractable, height-adjustable and can be removed to make the PTO more accessible. The K80 can absorb a theoretical thrust load of up to 4 tons, thereby utilising the load capacity of wheels and rear axle to an optimum level.



POWERFUL AND SAFE

- Automatic all-wheel drive and differential lock management
- Front axle suspension
- 4WD and 4-wheel braking deliver even more braking power
- Electronic parking brake secures the tractor automatically whenever the driver's seat is vacated.
- S-Brake trailer brake system and ABS for 6185 up to 6240 CVT
- ABS steering brake auxiliary functions and automatic ABS steering brake
- Various trailer fixtures for different transport operations.
- Tyre and rim combinations for every application.

YOU WON'T EVER WANT TO DRIVE ANYTHING ELSE.

CVT: The modern way of driving a tractor. All models are fitted with wet dual disk brakes (4 disk brakes on the rear axle). Specifically in heavy-duty transport, these HD brake discs, being more resistant to wear, deliver a longer service life. The perfect interplay of all components ensures a unique new-generation driver experience.

EXCELLENT DRIVE CHARACTERISTICS. The active front axle suspension on the CVT models 6185 to 6240 react with the help of an acceleration sensor - depending on parameters such as the position of the lifting gear, braking characteristics and acceleration - always optimum.

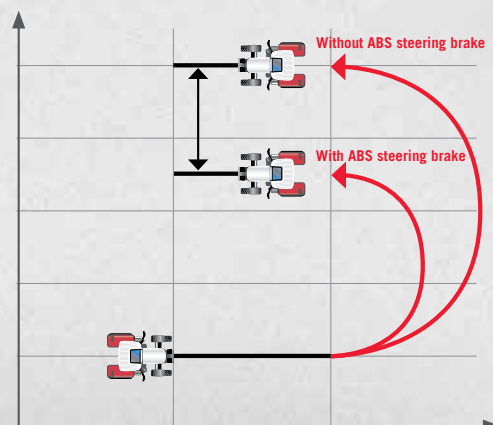
IMPROVING STABILITY AND SAFETY. The excellent, patented STEYR S-Brake trailer brake system is available on all CVT models 6185 to 6240, which are equipped with a pneumatic trailer brake. S-Brake actively recognizes the current driving situation and stabilizes the tractor in trailer operation by using the trailer brakes.

SYSTEMATIC BRAKING. Ultra-sensitive sensors check the wheel speeds. The ABS system controls braking operations in such a way that the wheels do not lock. This assures direct transmission of braking and lateral guidance forces to the road surface at all times - which means full steering integrity is maintained.



NO LOCKING. The additional function of 'ABS steering brake' prevents inner wheels from locking when single-wheel brakes (steering brake) are applied while cornering. The braking force of the inner wheel on a curve can be set individually on the S-TECH monitor.

EVEN MORE MANOEUVRABLE. The automatic ABS steering brake automatically enables the steering brake in response to a steering wheel lock position. This automatically reduces the turning radius significantly.



**YOUR PARTNER TO RELY ON,
WHEN YOU HAVE
A HARD PIECE OF WORK
IN FRONT OF YOU.**





The CVT can be factory-fitted with the complete S-TECH package. This includes:

- S-TECH 700 monitor with touchscreen
- ISOBUS II
- ISOBUS III
- S-Guide steering system is an integrated autoguidance steering system
- S-Turn II turns automatically at the end of a tramline

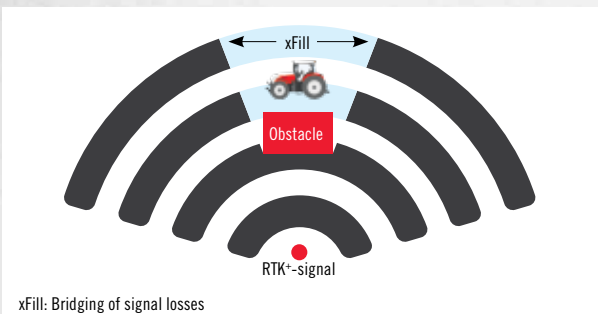


S-TECH: WORKING MORE EFFICIENTLY.



STEYR S-TECH: The right thing for professional farmers and agricultural businesses, because GPS, used in conjunction with the comprehensive coverage of the RTK+ network, provides precise positional navigation and steering. The system guarantees 100% network coverage and uses the revolutionary xFill technology to bridge signal losses lasting up to 20 minutes. That translates into field work with pass-to-pass accuracy of as little as 2.5 centimetres. That enables S-TECH to relieve driver workload while also reducing operating costs. Or to put it simply: S-TECH saves you time and money.

SIMPLE CONTROL. The S-TECH monitor provides you with all the information you need and also allows you to interactively control and adjust your tractor and implements thanks to the ISOBUS 11783 function.



ABSOLUTE PRECISION. The automatic, DGPS-based steering system S-Guide works to the highest standards of precision with a repeatable accuracy level down to 2.5 cm (RTK+). This not only assures parallel track guidance but, with S-Turn II, is able to turn automatically at the end of a wayline. Also, if headland boundaries are entered accurately, the tractor can also process these areas perfectly. Therefore, even when terrain conditions are tough and visibility is poor, there is no risk of overlaps or gaps.

INDIVIDUAL SOLUTIONS. There are many different versions of S-TECH with different levels of precision - from the simple retrofit solution with GPS-based EZ-Pilot through to the integrated fully rigged version with a S-TECH 700 touchscreen monitor.

S-FLEET TELEMATICS SOLUTIONS. S-FLEET enables you to call up real-time operational data from your machine via the mobile phone network. This enables your machinery fleet manager to remain in contact with your machines and their drivers at all times. This increases productivity and assures optimum organisation of the vehicle fleet.



EVERYTHING IN SIGHT, EVERYTHING UNDER CONTROL: THE S-TECH 700 MONITOR.

The armrest-integrated S-TECH 700 monitor is easily controlled via a touchscreen, with the option of having it mounted on an adjustable rail in the right-hand side window. By automating all core functions of the CVT tractor, your S-TECH monitor delivers optimum operational procedures and also provides you with an overview of the work already completely, fuel consumption levels and much, much more.

Performance monitoring. S-TECH records total performance, daily performance and individual operations. All data can be saved to a USB pen drive from the S-TECH monitor or, using S-FLEET telematics with data transfer function, can even be transmitted by wireless to the office for analysis.

Vehicle settings: A range of S-TECH displays enables settings to be adjusted - e.g. flow rate control and time control for the electronic control units. Assignment of control elements on the electronic control units can be defined individually to suit each attachment. Settings for different attachments and their working conditions are saved, such as the EHR rear hitch setting. For example, if next time you attach a plough, all you have to do is select the correct set-up - and off you go!

Easy-Tronic II headland management system: This feature makes it easier for the operator when turning at the end of the row during in-field operations.

Compatible with ISOBUS Class II and III: ISOBUS-compatible devices can be connected up with the user interface displayed on the S-TECH monitor. This enables the device to be controlled easily and interactively via the monitor in the cab without the need for a separate control element and without additional wiring.

S-Turn II: A new and unique function combines the automatic steering on the headland and the headland management functions (Easy Tronic II) for a complete automation of the headland turning operations. Saving you time and money at one and the same time.

Video input: With up to three video cameras (e.g. on the back of a forage wagon / self-loading trailer or bale press), live images can be monitored. That means you always know what is happening behind you without having to look away from the working area.

EFFICIENT, USER-FRIENDLY AND PRECISE:

- Intuitive S-TECH 700 touchscreen monitor
- Performance monitoring
- Vehicle settings
- Easy-Tronic II headland management
- ISOBUS II and III
- S-Turn II: automatic turning
- Video input





S-Turn II turns automatically at the end of a tramline



ISOBUS Class II- and III-compatibility



Define buttons to ctuate the control units



Determine flow rates and timer control

EASY-TRONIC II HEADLAND MANAGEMENT

- Automation of the work sequences of rear and front-mounted implements on headlands and many other areas of application
- Recording and programming while in operation or while stationary
- Programming possible, dependent on time, distance and event initiation.
- Calling up of sequences by Multicontroller, S-TECH 700 monitor or on the ICP
- Simple retrospective adjustment of sequences



Headland-Management Easy-Tronic II

ISOBUS Klasse III-Compatibility

AUTOMATION PERFECTED.

The headland management system Easy-Tronic II provides fully automated work operations when executing turns on the field, and in many other areas of application. The Class III ISOBUS system raises the exchange of operational and machine data between tractor and attachment to a new level. It expands possibilities and as a result considerably increases productivity and profitability. It does this by enabling tractor operation to be controlled by the attachment.

DRIVER RELIEF. The Easy-Tronic II headland management system is designed to relieve the workload of the driver when performing headland turns and during many other control-related tasks. Each working step can be programmed either by time or by distance covered. Not only that, but additional trigger points can be set for various other automated functions. Examples of this include the lowering of engine speed after an attachment has been raised. A headland sequence can either be programmed during travel or at a standstill. Reproduction of this headland sequence can either be performed automatically or manually, and can be initiated either by the Multicontroller, on the S-TECH 700 monitor or on the ICP. Changes to the steps stored can be made easily and at any time on the S-TECH monitor.

TRACTOR CONTROLLED BY THE ATTACHED IMPLEMENT. ISOBUS Class II in addition of displaying implement settings (Class I) it can operate and control these implements using the factory-fitted S-TECH 700 touchscreen monitor an additional control element is no longer required on devices capable of ISOBUS Class II.

In contrast to the Class I and II versions, ISOBUS Class III enables the attached implement to control the tractor. This means that tractor functions are operated by the attached implement. For example, the front hitch can position itself autonomously, the PTO can be switched on and off, the steering and control units can be actuated and the vehicle speed can be adapted to suit prevailing conditions. This results in each attachment functioning flawlessly, and above all, it relieves workload and strain for the driver.

ISOBUS Class III enables the attached implement to control the tractor:

- Raising/lowering the hitch
- PTO start/stop speed
- Control commands for hydraulic remote valves
- Tractor speed for optimum utilisation
- Tractor start/stop
- Automated steering



OUR JOYSTICK TURNS FRONTLOADER OPERATIONS INTO A PLEASURE.

The STEYR SZ front loader is perfectly designed for use with our CVT models. It embodies ultimate precision, rapid response characteristics and remarkable ease of handling. It delivers a significant boost to productivity. All CVT models supplied ex-factory for operation with a front loader are equipped with the necessary installation spaces and hydraulic lines. There is also scope for retrofitting an SZ loader to all the tractors in the CVT range.

STEYR SZ – The loader for professionals. All CVT models are ideally suited for an SZ front loader. All the couplings required are

factory-fitted, and it is really easy to operate the front loader using the integral joystick in the armrest.

Equipped for any and every task. Even in very confined spaces, in the farmyard or field, it is child's play to move backwards and forwards with the front loader. QuickTurn II and Power-shuttle also help to improve manoeuvrability. Not only that, but connecting and disconnecting the loader to the tractor could scarcely be made any easier. The hydraulic connections are arranged on a central and readily accessible distributor, so the loader can be mounted and removed within a matter of seconds.



1 Joystick for front loader work on CVT tractors

2 High-view window for optimum visibility to the top

3 Adaptive Steering Control reduces the number of steering wheel turns required, thanks to QuickTurn II



AN UPLIFTING FEELING

- Wide loader support frame and quick-release adapter plate to simplify the mounting of a front loader attachment
- Optional ex-factory preparation for front loader attachment
- 2 optional electronic central control units
- Intuitive control using a joystick in the armrest
- Perfect visibility to the front and to the top
- Quick Turn II, the adaptive steering control for faster turns



FRONT LOADER MODEL	Max. lifting capacity (kg)	Max. lifting height for linkage pivot point (mm)	Vertical access loading height for shovel blade parallel/tilted (mm) / (mm)	Tractor minimum / maximum power (HP)
50 SZ	2,800	4,260	4,050 / 3,210	120 / 180



STEYR SERVICE IS ALWAYS THERE FOR YOU.

ALL-ROUND PROTECTION WITH STEYR PREMIUM SERVICE.

Providing safe operation without downtime, with STEYR Premium Service you can call on expert local help seven days a week and right around the clock. Our 24-hour emergency service supports you with specialist personnel, products and spare parts, and can be reached on the freefone / toll-free number 00800 7839 7000.



FINANCING MADE EASY: CNH INDUSTRIAL CAPITAL. An expert partner is essential when you are financing your STEYR tractor. We recommend CNH Industrial Capital. This agricultural and construction vehicle financing specialist can offer you a range of services – from individually tailored loans to leasing and rental offers*. CNH Industrial Capital endeavours to find the financing option best suited to your new investments, the requirements of your farm and your financial position. Also, with the proven CNH Industrial Capital accident and breakdown cover, which provides peace of mind in the event of a machine breakdown and/or related repair costs, you reduce your investment risk and can plan in a more dependable manner.

OPTIMUM PROTECTION HAS A NAME: STEYR PROTECT. STEYR PROTECT is a combination of service and warranty services with which you can save a great deal of worry and money. Whether you work with a single tractor or call an entire fleet of tractors your own, STEYR PROTECT can be tailored precisely to suit your wishes and needs, and helps you to remain productive long-term.

STEYR PROTECT protects you from high repair costs, it assures you of fixed maintenance costs for up to 5,000 operating hours, and it provides you with total protection for up to five years. There is a choice of three protection packages*: STEYR PROTECT Gold, Silver and Bronze.

* Not available in all markets

GOOD SERVICE IS CLOSE BY: YOUR LOCAL STEYR DEALER. Our tractors are designed for thousands of hours of hard work, and are remarkably easy to maintain and service. You can obtain all the spare parts and service support you need from your STEYR dealer. Your local dealer is also your first point of contact for maintenance and warranty support.



STEYR GENUINE PARTS - SOMETHING YOU CAN TRULY COUNT UPON.

- 12 months of warranty
- 24-hour delivery + support from technical specialists
- Best price-performance ratio throughout the year

Our certified genuine parts are manufactured by our engineers to precise specifications, and they are subject to stringent quality inspections to ensure that your vehicles deliver optimum performance. The installation of genuine parts ensures that all the carefully matched mechanical components can operate flawlessly. You can obtain our genuine spare parts from your local STEYR retailer.

/// STEYR PROTECT GOLD

- Maintenance contract
- Extended warranty
- Comprehensive insurance

/// STEYR PROTECT SILVER

- Maintenance contract
- Extended warranty

/// STEYR PROTECT BRONZE

- Maintenance contract

MAKE IT EASY FOR YOURSELF: MAINTENANCE WORK.



Comfortable tank filling.



Effortless inspection of vee belt.



Checking of oil level and topping up without lifting the bonnet



Continuous cleaning via a Piclon filter ensures that the filter only needs to be maintained when the corresponding warning lamp lights up.



One-section bonnet support by gas struts can be lifted into two positions (45°/90°), even with a front-mounted attachment.



Fast and simple cleaning of the radiator and air-conditioning system.



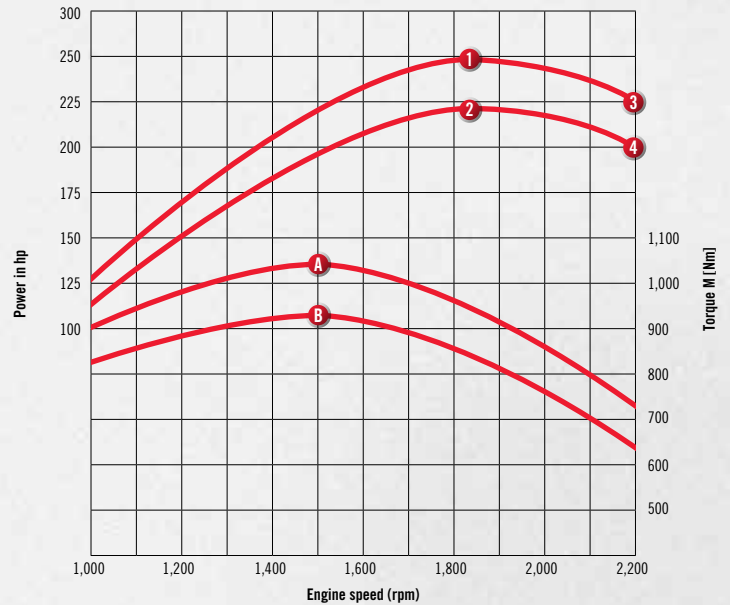
PERFORMANCE THROUGH INNOVATION

ENGINE POWER STEYR 6200 CVT

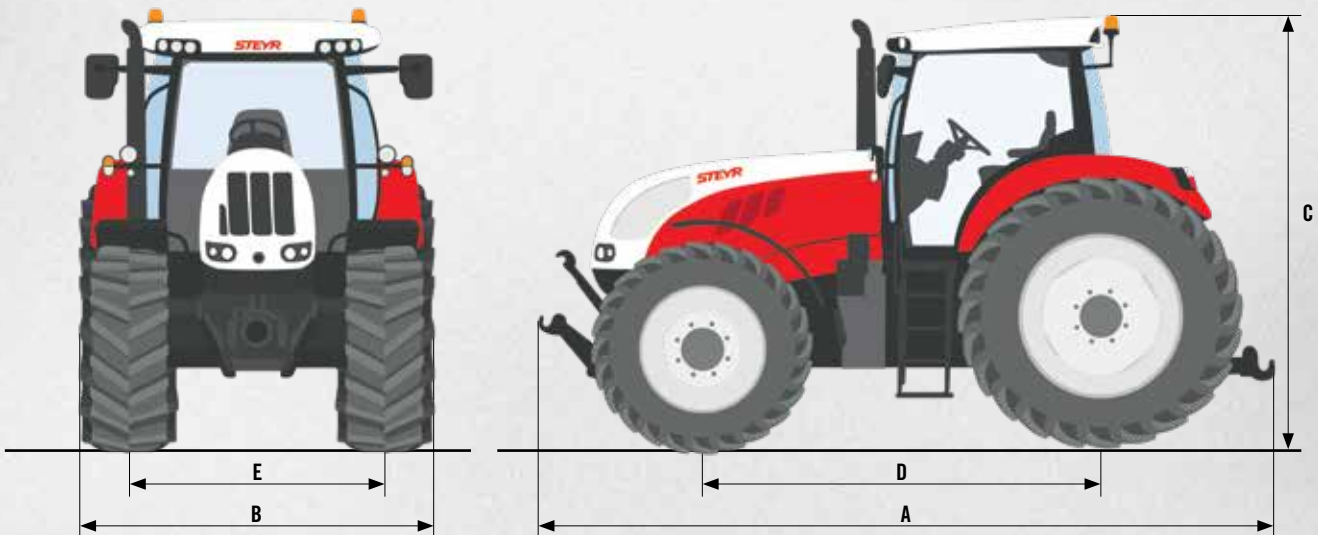
- 1 Max. power with PowerPlus at 1,800 rpm = 180 kW (245 hp)
- 2 Max. power at 1,800 - 1,900 rpm = 162 kW (220 hp)
- 3 Rated engine power with PowerPlus at 2,200 rpm = 165 kW (225 hp)
- 4 Rated engine power at 2,200 rpm = 147 kW (200 hp), torque increase Standard / PowerPlus 46% / 44%.

- A Max. torque with PowerPlus at 1,500 rpm = 1,035 Nm
- A Max. torque at 1,500 rpm = 930 Nm

Under certain circumstances, PowerPlus is available for transport operations and for PTO work.



STEYR CVT DIMENSIONS, MODEL-SPECIFIC



DIMENSION ¹⁾	6150 CVT, 6165 CVT, 6175 CVT	6185 CVT, 6200 CVT, 6220 CVT, 6240 CVT
A Max. length / B Min. width / C Total height [mm]	5,316 / 2,476 / 3,026	5,467 / 2,476 / 3,068
D Wheelbase [mm] E Track width front / rear [mm]	2,789 1,325 min. – 2,285 max. / 1,430 min. – 2,230 max.	2,884 1,538 min. – 2,260 max. / 1,530 min. – 2,230 max.

¹⁾ with standard tyres

MODEL	TRANSMISSION	ENGINE					
		Max. engine power ECE R120 ³⁾ PowerPlus [kW/hp] Rated engine power ECE R120 ³⁾ PowerPlus [kW/hp]	Max. engine power ECE R120 ³⁾ [kW/hp] Nominal rating ECE R120 ³⁾ [kW/hp]	Engine speed at max. engine power [rpm] Rated engine speed [rpm]	Max. torque with Power Plus [Nm @ 1,500 rpm]	Max. torque [Nm @ 1,500 rpm]	OECD torque increase Standard/Power Plus [%]
STEYR TRAKTOREN	S-Control™ CVT Continuously Variable Transmission Vehicle speed* 0 – 50 km/h or 0 – 40 km/h ECO	140 / 190	121 / 165	1,800 - 1,900	805	700	46 / 44
		129 / 175	110 / 150	2,200			
6150 CVT	■	155 / 210	132 / 180	1,800 - 1,900	875	770	46 / 44
		140 / 190	121 / 165	2,200			
6165 CVT	■	166 / 225	132 / 180	1,800 - 1,900	940	770	46 / 44
		151 / 205	132 / 180	2,200			
6175 CVT	■	166 / 225	147 / 200	1,800 - 1,900	940	840	46 / 44
		151 / 205	132 / 180	2,200			
6185 CVT	■	180 / 245	162 / 220	1,800 - 1,900	1,035	930	46 / 44
		165 / 225	147 / 200	2,200			
6200 CVT	■	192 / 260	177 / 240	1,800 - 1,900	1,100	1,000	42 / 44
		177 / 240	162 / 220	2,200			
6220 CVT	■	199 / 270	192 / 260	1,800 - 1,900	1,160	1,100	44 / 40
		192 / 260	177 / 240	2,200			

MODEL	EHR hitch control with dynamic Ride Control vibration damping	HYDRAULICS							ALL-WHEEL DRIVE
		Max. pump displacement standard/optional [l/min]	Max. operating pressure [bar]	Max. lift capacity [kg]	Max. 5 electrical rear remote valves	Max. 3 electrical midmount remote valves	Hydraulic linkage	Lift capacity front hitch* [kg]	
STEYR TRAKTOREN	■	147 PFC / 166 PFC	210	8,257	□	□	Cat II/III with high-speed tail hook	3,568	■
		147 PFC / 166 PFC	210	8,257	□	□	Cat II/III with high-speed tail hook	3,568	■
6150 CVT	■	147 PFC / 166 PFC	210	8,257	□	□	Cat II/III with high-speed tail hook	3,568	■
		147 PFC / 166 PFC	210	8,257	□	□	Cat II/III with high-speed tail hook	3,568	■
6165 CVT	■	154 PFC / 173 PFC	210	10,463	□	□	Cat III with high-speed tail hook	3,785	■
		154 PFC / 173 PFC	210	10,463	□	□	Cat III with high-speed tail hook	3,785	■
6175 CVT	■	154 PFC / 173 PFC	210	10,463	□	□	Cat III with high-speed tail hook	3,785	■
		154 PFC / 173 PFC	210	10,463	□	□	Cat III with high-speed tail hook	3,785	■
6185 CVT	■	154 PFC / 173 PFC	210	10,463	□	□	Cat III with high-speed tail hook	3,785	■
		154 PFC / 173 PFC	210	10,463	□	□	Cat III with high-speed tail hook	3,785	■
6200 CVT	■	154 PFC / 173 PFC	210	10,463	□	□	Cat III with high-speed tail hook	3,785	■
		154 PFC / 173 PFC	210	10,463	□	□	Cat III with high-speed tail hook	3,785	■
6220 CVT	■	154 PFC / 173 PFC	210	10,463	□	□	Cat III with high-speed tail hook	3,785	■
		154 PFC / 173 PFC	210	10,463	□	□	Cat III with high-speed tail hook	3,785	■

■ Standard □ Optional — Not available

		PTO					
Cylinder / cubic cc [cm ³] / type 6 / 6,728 / Common rail diesel engine with 24 valves, turbocharger and intercooler, Level IV	Fuel tank Standard/ Optional/ AdBlue [l]	Optional electro-hydraulic system with PTO management					
		PTO speed [rpm]		Engine speed [rpm]		PTO spline	Front-mounted PTO* [rpm] 1000 @ 1895 Engine speed
		540/540E/1000 or 540E/1000/1000E	540E/1000 or 1000/1000E or 540/540E/1000/1000E	1,969/1,546/1,893 or 1,592/1,893/1,621	1,569/1,893 or 1,893/1,700 or 1,931/1,598/1,912/1,583		
■	330 / 48	■	—	■	—	1 3/8" 21-splines 1 3/8" 6-splines	□
■	330 / 48	■	—	■	●	1 3/8" 21-splines 1 3/8" 6-splines	□
■	330 / 48	■	—	■	●	1 3/8" 21-splines 1 3/8" 6-splines	□
■	390 / 48	—	■	—	■	1 3/8" 21-splines 1 3/8" 6-splines 1 3/4" 20-splines	□
■	390 / 48	—	■	—	■	1 3/8" 21-splines 1 3/8" 6-splines 1 3/4" 20-splines	□
■	390 / 48	—	■	—	■	1 3/8" 21-splines 1 3/8" 6-splines 1 3/4" 20-splines	□
■	390 / 48	—	■	—	■	1 3/8" 21-splines 1 3/8" 6-splines 1 3/4" 20-splines	□

ABS	FRONT AXLE / STEERING				BRAKES	TYRES	WEIGHT	CAB
Anti-lock braking system	Suspended front axle* / Actively suspended front axle*	Steering system / Steering wheel / Hydraulic load-sensing system / height-adjustable and tilt-adjustable	Steering lock, track width 1.829 mm [°]	Min. turning circle radius ¹⁾ track width 1.829 mm [m]	Wet dual brake disks, hydraulically actuated All-wheel brake* with Opti-Stop Two-line compressed air braking system*	Maximum tyres ²⁾ front Rear	Min. weight [kg]* / permitted gross vehicle weight [kg]	Comfort cab Suspended comfort cab with climate control system and an interior noise level of just 69 dB(A). Dual-motion driver's seat with fabric upholstery, comfortable co-driver's seat with safety belt. Multicontroller armrest with ICP (intuitive control panel) and joystick. S-TECH-700 monitor with ISOBUS-II connection. Tinted windows, opening rear window, roof window, windscreen wiper-wash system, LED worklights in roof at front and back and central control console for the worklights. Deluxe cab* Like the Comfort cab, with the addition of: Automatic climate control, electr. adjustment of Multicontroller armrest, sun roller blind on rear window and cab floor carpet. Active Luxury cab* Like the Deluxe cab, with the addition of: Maximo Evolution leather driver's seat, active suspension with automatic adjustment, with heating & ventilation, leather co-driver's seat and leather steering wheel.
—	■ / —	■	55	5.45	■	600/60R30 710/60R42	6,480 / 11,500	
—	■ / —	■	55	5.45	■	600/60R30 710/60R42	6,480 / 11,500	
—	■ / —	■	55	5.45	■	600/60R30 710/60R42	6,480 / 11,500	
□	— / ■	■	55	6.1	■	600/60R30 710/60R42	6,950 / 14,000	
□	— / ■	■	55	6.1	■	600/60R30 710/60R42	6,950 / 14,000	
□	— / ■	■	55	6.1	■	600/60R30 710/60R42	6,950 / 14,000	
□	— / ■	■	55	6.1	■	600/60R30 710/60R42	6,950 / 14,000	

¹⁾ with standard tyres

²⁾ Other tyres available as cost options on request

³⁾ ECE R120 corresponds to ISO 14396 and 97/68EC

* Depending on country-specific legislative requirements and specifications

SUSTAINABILITY COMES FIRST.

Our tractors meet the highest demands.
Both those of our customers and of our environment.
Practically, this goes hand in hand, because our efficient solutions not only save time and fuel but also deliver top marks in terms of sustainability. Demonstrated by the fact that our Group, CNH Industrial, has already topped the Dow Jones Sustainability Index seven times.



ENVIRONMENTALLY FRIENDLY PRODUCTION

For us, sustainability starts with production. Our CNH Industrial group covers 56% of its electricity needs from renewable energy sources and recycles over 90% of the resulting waste and about 30% of the wastewater directly on site.



PROFESSIONAL KNOWLEDGE

Our most valuable resource is our employees. Values like security at the workplace, and careful education and training, are therefore very important to us.



EFFICIENT TECHNOLOGIES

With S-TECH, our precision agricultural technology, we increase productivity and comfort in our tractors and reduce emissions to a minimum.



SUSTAINABLE CONCEPTS

When developing our tractors, we pay special attention to environmentally friendly technologies in order to minimize fuel and energy consumption.

a partner company of
STEYR
TRAKTOREN

STEYR-traktoren.com
facebook.com/STEYRtractors

Without doubt you drive better. Before using this vehicle, please read the Operating Manual and become familiar with the use of each of the controls. Note the contents of the instruction panels and use the safety equipment for your own personal safety. This brochure is intended for use internationally. The availability of a few models and of standard and special equipment items may vary from one country to another. STEYR reserves the right at any time and without prior announcement to make changes to the design and technical version without this in any way obliging STEYR to transfer these to units already sold.

Details, descriptions and pictorial material reflect the current status at the date of publication, but can be amended without prior announcement and at any time. Pictorial materials may show certain national versions, items of special equipment as well as non-complete standard versions.

TP01 / SM / 07.18 / Printed in Austria – Cod. n. 18S0001COMINB – www.STEYR-traktoren.com

