

# YOUR PARTNER TO RELY ON IF YOU NEED BOTH EFFICIENCY AND COMFORT.

THE STEYR MODELS FOR **MUNICIPAL TASKS, GROUND CARE,  
FORESTRY AND INDUSTRY.**



**STEYR**  
TRAKTOREN

Your partner to rely on.

**YOUR PARTNER TO RELY ON  
IF YOU NEED TO TACKLE  
EVERY TASK AT  
YOUR BEST.**





## **CONTENTS**

**04–05 INTRODUCTION**

**06–09 TERRUS CVT**

**10–13 CVT**

**14–19 PROFI**

**20–23 MULTI**

**24–27 KOMPAKT**

**28–29 STEYR MUNICIPAL CHASSIS**

**30–31 SF AND SZ FRONT LOADERS**

**32–33 SPECIAL EQUIPMENT**

**34–35 DEALERS AND SERVICE**

**36 MAINTENANCE**

**37–39 TECHNICAL DATA**

# ECONOMY ON FOUR WHEELS.

Our STEYR tractors are the perfect work machine for use in the municipal sector, in forestry, ground care and industry. They provide the maximum levels of reliability, comfort and efficiency. There is a choice of eight models: the flexible Kompakt S, the versatile Kompakt, the universal Multi, the remarkably economical Profi Classic, the innovative Profi and continuously variable Profi CVT and our flagships, the CVT and the Terrus CVT.

**PREMIER LEAGUE ENGINE TECHNOLOGY.** There is no smarter way to transmit power to the ground. Thanks to ECOTECH our STEYR tractors are among the best in their class. Here, profitability, productivity, environmental preservation and ultra-modern energy management come together in perfect symbiosis. By virtue of the unique Hi-eSCR exhaust gas after-treatment system, fuel con-

sumption in the range from the Multi to the Terrus CVT is optimised, and power and engine response are improved. Optimum fuel injection timing without exhaust gas recirculation means neither the engine nor the cooling system are overloaded. This makes maintenance intervals of 600 hours a reality. The system also does not require a particle filter, and this reduces maintenance costs.

**COMFORT IN SERIES.** It is not just their tremendous reliability that makes STEYR tractors stand out from the crowd: they also excel in terms of comfort and ease of operation. The multifunctional cabs on our tractors offer optimum all-round visibility, ergonomic seats and controls, as well as exceptionally good acoustic insulation. This takes the stress out of work, and even makes it fairly relaxing.



MUNICIPAL



FORESTRY

## EFFICIENT SOLUTIONS



GROUND CARE



INDUSTRY



## MUNICIPAL

	TERRUS CVT	CVT	PROFI CVT	PROFI	PROFI CLASSIC	MULTI	KOMPAKT	KOMPAKT S
<b>WINTER OPERATION</b> Snowplough, rotary snow plough, gritter	■	■	■	■	■	■	■	■
<b>ROAD MAINTENANCE</b> Greenery/verge mower, Hedge shears/branch trimmer		■	■	■	■	■	■	■
<b>CLEANING</b> Road-sweeper, weed brush Washing brush		■	■	■	■	■	■	
<b>WATER SUPPLY</b> Mowing/mulching device with boom arm, ditch clearing implements, flail mower	■	■	■	■			■	



## FORESTRY

<b>HANDLING SHORT AND LONG SECTIONS OF TIMBER</b> Cable winch, forwarder		■	■	■	■	■	■	
<b>TRANSPORT &amp; TRANS-SHIPMENT</b> Landfill loader, crane, trailer		■	■	■	■	■	■	
<b>HEDGE/TIMBER CARE</b> Forestry mulcher, hedge shears, Brushwood chopper		■	■	■	■	■		
<b>CHIP PRODUCTION</b> Drive and loading of wood-cutting machine	■	■						



## GROUND CARE

<b>MOWING OF PARKLAND / GREEN AREAS</b> Spindle mower, sickle mower, Flail mower							■	■
<b>CARE OF PARKLAND / GREEN AREAS</b> Scarifier, lawn drill, Sowing machine						■	■	■
<b>MOWING LARGE SURFACE AREAS</b> Sickle mower, flail mower		■	■	■	■	■	■	■
<b>LANDSCAPING</b> Front loader, rear-mounted excavator, trailer, Three-point truck, crane		■	■	■	■	■	■	■



## INDUSTRY

<b>TRANSPORT</b> Low-loader, tipper	■	■	■	■	■	■		
<b>INDUSTRIAL INSTALLATIONS</b> Load cranes, front loader, trailer	■	■	■	■	■	■		
<b>MATERIALS HANDLING</b> Front -mounted wheeled hopper, front loader	■	■	■	■	■			
<b>CONSTRUCTION</b> Tipper truck, bulldozer blade	■	■	■					



## STRONG, STRONGER, TERRUS CVT.

**Our STEYR engineers have performed remarkable feats and have built a tractor that performs to an incredible standard. The outcome: Terrus CVT, the most powerful STEYR of all time.**

There is a choice of two models, equipped with ultra-efficient and reliable ECOTECH engines, one rated for 271 hp and the other for 300 hp. With its ideal power-to-weight ratio, the Terrus CVT is perfect for rapid

transport duties as well as for heavy-duty field work. This, our most powerful tractor, also has other strengths – in particular exceptional levels of comfort. A spring-mounted front axle combined with a luxurious and remarkably quiet cab make work comfortable and fatigue-free. Also on board: the very latest technologies, such as S-TECH, ISOBUS III and Easy-Tronic II, as well as S-FLEET. Gigantic power delivered – the new TERRUS CVT.



**MACHINE  
OF THE YEAR 2016**



# A SUPERLATIVE POWER PACK.



Comfort with a capital 'C': windscreen, rear window and rear-view mirrors with the option of heating, engine and transmission preheating, and a signal light bar.



EURO III

Robust front attachment area for safe and versatile attachment of front-mounted implements.



Low noise emission level of 69 dB(A) takes the stress out of working, allowing mobile use in hands-free mode.

LED

Up to 20 LED worklights for perfect 360° illumination.



Ergonomic operation using the Multicontroller armrest.



Cab and front axle suspension for more comfort.

IIIS-TRONIC

S-TRONIC for automatic control of the driving strategy.

IIIECOTECH  
MEHR LEISTUNG, WENIGER DIESEL

ECOTECH for more power and less diesel consumption.

CVT

Continuously variable transmission with ultimate mechanical efficiency rating.



50 km/h achieved at a fuel-efficient 1,600 rpm.



Active stationary control for stopping on a steep slope without a brake.



4 rear PTO speeds and 2 speeds at the front, each with Power mode, or with the fuel-efficient ECO speeds.



Maximum rear lift capacity of up to 11,058 kg and high-performance hydraulics with up to 223 l/min oil displacement to a maximum of 8 users.



Payload of up to 5,500 kg facilitates individual ballasting and the use of heavy devices.



Intelligent anti-lock braking system with many additional functions.



Four-wheel braking system for maximum safety.



Combinations of tyres and wheels to suit every type of application.



Terrus CVT supports ISOBUS II and the latest ISOBUS III technology.



**YOUR PARTNER  
TO RELY ON  
WHEN YOU NEED  
MAXIMUM POWER.**

**POWERFUL DRIVE** The rear-mounted PTO with 4 speed settings and the optional front-mounted 2-speed PTO deliver their rated speed of 1,000 rpm even at engine speeds as low as 1,853 rpm. In PTO economy mode, these PTO speeds can be achieved at engine speeds of less than 1,600 rpm. That means you not only save fuel, but also protect the engine and the environment.

**EXCELLENT DRIVE CHARACTERISTICS.** Terrus CVT: The modern way of driving a tractor. All models impress with their reactive steering system and high payloads, which extend up to 5,500 kg. They are all fitted with wet dual disk brakes (4 disk brakes on the rear axle). In heavy-duty transport, these HD brake discs, being more resistant to wear, deliver a longer service life. This perfect interplay of all components ensures a unique new-generation driver experience.

**TESTED EFFICIENCY.** As independent tests conducted by the DLG (Deutsche Landwirtschafts-Gesellschaft) show, the Terrus CVT is incredibly efficient: a fuel consumption level of just 249 g/kWh in the DLG PowerMix!



STEYR 6300 TERRUS CVT

**PowerMix**

DLG Test Report 6298





## THE CVT:

### BIG ENOUGH TO MEET EVERY CHALLENGE.

Whether working under the harshest of winter conditions, engaging in the most arduous of road maintenance operations or the power-sapping recovery of bio energy, or indeed undertaking heavy-duty and special-purpose transport operations: all can be achieved by the STEYR CVT with flying colours. Its powerful range of 6-cylinder intercooled turbo diesel engines can deliver 150 to 240 hp. Furthermore, with S-TRONIC, the engine, transmission and all moving components in the tractor can be networked and coordinated. Our CVT – incredibly versatile and comfortable to operate.

You can choose from a total of seven models. Outstanding transmission design ensures excellent performance and provides the range with its name: CVT stands for Continuously Variable Transmission and describes a gearbox with a continuously variable ratio. The ECO-TECH engine concept and its environmentally friendly Hi-eSCR 6.7 L turbo diesel system with intercooling and Common Rail injection, complying with EU emission level IV, ensures sustainable cost-effectiveness.



# THE ECONOMIC MIRACLE.



Comfort with a capital 'C':  
windscreen, rear window and  
rear-view mirrors with the option of  
heating, preheating of engine and  
transmission and a signal light bar.



**EURO III**

Robust municipal chassis with EURO III  
system adapter for safe and versatile  
attachment of implements.



Low noise emission level of  
69 dB(A) to take the stress out  
of working.

**LED**

Up to 16 LED worklights for  
perfect 360° illumination.



Ergonomic operation using the  
Multicontroller armrest.



Cab and front axle suspension  
for more comfort.

**IIIS-TRONIC**

S-TRONIC for automatic control  
of the driving strategy.

**IIIECOTECH**  
MEHR LEISTUNG, WENIGER DIESEL

ECOTECH for more power and  
less diesel consumption.



PowerPlus for up to 45 hp  
more power.

**CVT**

Continuously variable transmission  
with ultimate mechanical efficiency  
rating.



50 km/h achieved at a  
fuel-efficient 1,550 rpm.



Active stationary control for  
stopping on a steep slope without  
a brake.



Up to 4 PTO speeds with Powermode  
or fuel saving Eco-Mode.



Max. lifting power of 10,463 kg and  
high-performance hydraulics with up to  
173 l/min oil displacement to a  
maximum of 9 outlets.



Intelligent anti-lock braking  
system with many additional  
functions.



Four-wheel braking system for  
maximum safety.



Combinations of tyres and wheels  
to suit every type of application.



CVT supports ISOBUS II and the  
latest ISOBUS III technology.



**YOUR PARTNER  
TO RELY ON  
IF YOU WANT  
MAXIMUM COMFORT.**





**ENGINES IN THE PREMIÈRE LEAGUE.** The seven models of the CVT are all equipped with four-valve Common-Rail engines (150 to 240 hp). With a cubic cc of 6.75 litres, turbocharger and intercooler, these engines can deliver maximum torque from the low engine speed of 1400 rpm. Thanks to PowerPlus, up to 45 hp more power is available.

**EFFICIENT - AND CLEVER ABOUT IT.** The S-TRONIC delivers perfectly matched and efficient power. That is because it always sets the lowest possible engine speed, thereby achieving maximum productivity with optimum fuel efficiency. This enables the STEYR CVT, for example, to save costs during transport work by reaching 50 km/h at just 1,550 rpm.

**HYDRAULICS THAT CAN MOVE MOUNTAINS.** The continuously variable displacement volumes for up to nine individual consumers ensures that, at the right time, the right volume of oil is available at the right place. With a maximum lift capacity of 10,463 kg, the STEYR CVT makes light work of the workload involved with any attached implement.

**EVERYTHING UNDER CONTROL** Every one of our CVT models has a Multicontroller armrest and the option of a STEYR S-TECH 700 monitor. Which means that all functions and settings can be programmed at any time. To deliver even more control precision and productivity, the CVT is also compatible with ISOBUS systems.





## PROFI MAKES YOU MORE PRODUCTIVE.

Frequently, on the Profi CVT and Profi models, you can simply forget about recurrent processes. The on-board intelligence of the integrated automatic system takes care of all of that, greatly simplifying work and delivering even higher levels of productivity - no matter whether your tractor is engaged in winter work, road maintenance, heavy-duty transport or is operating a front loader. With the Profi CVT and Profi, every task can be completed more quickly and more simply than ever before. At the same time, both models deliver optimum safety and convenience.

The 4 and 6-cylinder turbo diesel engines, with power ratings of 116 to 145 hp, are characterised by high responsiveness and great economy. PowerPlus increases power by up to 34 hp. The SpeedPlus function enables one or two fixed engine speeds to be set. These guarantee a constant PTO speed. The idle speed management function delivers even greater fuel economy: after 30 seconds, the engine speed is reduced automatically from 850 to 650 rpm, which in turn minimises fuel consumption.



# FOR REAL PROFESSIONALS.



Comfort with a capital 'C': windscreen, rear window and rear-view mirrors with the option of heating, engine and transmission preheating and a signal light bar.



**EURO III**

Robust municipal chassis with EURO III system adapter for safe and versatile attachment of implements.



Low noise emission level of 69 dB (A) to take the stress out of working with the Profi CVT and Profi.

**LED**

Up to 16 LED worklights for perfect 360° illumination.



Ergonomic operation using the Multicontroller armrest.



Cab and front axle suspension for more comfort.

**IIIIS-TRONIC**

S-TRONIC for automatic control of the driving strategy on the Profi CVT.

**IIIIECOTECH**  
MEHR LEISTUNG, WENIGER DIESEL

ECOTECH for more power and less diesel consumption.



PowerPlus for up to 34 hp more power.



Reliable, long-life 4-stage powershift transmission with 16 x 16 or 17 x 16 gear ratios.



Eco mode: 40 km/h achieved at a fuel-efficient 1,550 rpm.

**CVT**

Continuously variable transmission with ultimate mechanical efficiency rating.



Active stationary control for stopping on a steep slope without a brake on the Profi CVT.



3-stage PTO speeds with Power mode or the fuel-efficient speeds of the Eco mode.



Max. lifting power of up to 7,864 kg and high-performance hydraulics with up to 125 l/min oil displacement to a maximum of 9 consumers.



Four-wheel braking system for maximum safety.



Combinations of tyres and wheels to suit every type of application.



STEYR front loader attachment frame is available ex-factory.



**YOUR PARTNER TO RELY ON  
IF YOU NEED THE  
VERY BEST TECHNOLOGY.**





**RUNS LIKE IT WAS ON GREASED RAILS..** The Profi CVT, as its name indicates, employs the continuously variable transmission with active stationary control, individually adjustable cruise control settings and reduced fuel consumption. The 4-stage powershift transmission in the Profi changes gear more smoothly and efficiently than any other in this performance class. The basic four-stage powershift reversing transmission has 16 x 16 gears. This increases to 32 x 32 on the version with a creeper gear. As an option, all Profi tractors can be supplied with a 17th gear, enabling it to drive on public roads at speeds of up to 50 km/h, or at a fuel-efficient 40 km/h.

**ABLE TO TACKLE ANYTHING.** The hitch and the auxiliary control units are powered by a high-performance CCLS hydraulic system. With 113 l/min on the Profi and 125 l/min on the Profi CVT, they deliver more than enough pressure for every

attached implement. With up to four auxiliary control units at the back, and three more in the middle in front of the cab, both models are ideally equipped, even for challenging implement attachments. Also, thanks to the clear layout of all the controls, operation of up to seven auxiliary control units is intuitive, effortless and safe.

**EVERYTHING IN SIGHT, EVERYTHING UNDER CONTROL.** The Profi has one of the largest cabs in this class of tractor. The Multicontroller delivers optimum workplace ergonomics with backlit control buttons. These make it easier and safer than ever before to operate during the hours of darkness. In addition, the armrest has an integrated S-TECH 700 monitor. This is ISOBUS-compatible. It enables attached implements to be operated easily, and also permits the integration of steering systems.



## THE PROFI CLASSIC: CLASSICALLY EFFICIENT.

The Profi Classic is the economical entry-level model in the Profi class. This tractor delivers with its effective engines, rated from 116 to 145 hp, its superlative cab comfort and its professional ease of operation. In addition, every model is equipped with electronic control modules, a highly developed fuel injection system and HI-eSCR technology.

The intercooled turbo diesel engines satisfy the guidelines of the EU Level IV exhaust emissions standard and delivery superlatively economical power for every conceivable practical application. The 4-stage powershift transmission on the Profi Classic, as its name indicates, is able to shift gears under load while on the move, without the need to operate a clutch. The direction of travel can be changed using the Powershuttle lever on the steering wheel.





**INGENIOUS TRANSMISSION** The 4-stage powershift transmission with Powershuttle and 16 x 16 gears in three groups (creeper gear optional) is standard equipment on Profi Classic models. There is the option of a 4-stage powershift transmission capable of top speeds of 40 km/h [Eco] (17/16 gears) or 50 km/h (17/16 gears).

**STRENGTH IS ITS STRENGTH.** The hydraulic system on our Profi Classic models with electronic hitch control (EHR) can contend with loads of up to 7,864 kg. The change between individual remote valves is real child's play.

**SPACE FOR MORE COMFORT.** The Profi Classic really can deliver in terms of convenience: wide-opening doors, an ergonomic operating environment, a pleasant air-conditioning unit, and a standard high-visibility window make the Profi Classic unique in its class.

**VISIBILITY AND NIGHT VISION.** The Profi Classic also convinces at night: the control panel is well illuminated, headlights and adjustable lamps light up the ground ahead and the entire working area. Optional additional lights make it possible to drive on roads even with front-mounted implements.



## THE MULTI: THE MULTI-TALENTED AUSTRIAN.

**Flexibility made in Austria. Our Multi models simply answer every need. Powerful torque, fuel-efficient engines and the 4-stage powershift transmission with its automatic function make them into genuine all-rounders. They have a convincingly low centre of gravity coupled with fabulous manoeuvrability on any terrain.**

Our STEYR Multi models satisfy all the requirements

you could wish for from a universal tractor. They deliver superb all-round visibility as well as optimum safety and convenience. These tractors are ideally suited to use in the municipal and forestry sectors, and in land care applications. Work on difficult terrain is also no problem for the Multi. Despite weighing only 4.5 tons, it is powerful enough for harsh wintertime operations, using front loader systems or cable winches, and for driving a wide range of implements.



# MULTI: ITS NAME SAYS IT ALL.



Comfort with a capital 'C': windscreen, rear window and rear-view mirrors with the option of heating, preheating of engine and transmission and a signal light bar.



Robust municipal chassis with EURO III system adapter for safe and versatile attachment of implements.



Low noise emission level of 72 dB(A) to take the stress out of working and using the telephone.



Cab and front axle suspension for more comfort.



Air conditioning unit and heating with improved ventilation system.



Simple operation with the Multicontroller.



ECOTRONIC – perfect matching of engine, transmission and operation.



ECOTECH for more power and less diesel consumption.




The very latest 4-cylinder Common-Rail turbo diesel intercooler engines with power ratings of 99 to 117 hp.




Dependable long-life Multi-Powershuttle 32 x 32 transmission with automated 4-stage powershift.



Eco Mode – 40 km/h achieved at a fuel-efficient 1,750 rpm.




Turning circle of just 4.05 m thanks to a steering wheel lock of 60 degrees.



Integrated Power Clutch System with electronic engagement and disengagement.



4-stage PTO with Power mode or the fuel-efficient Eco mode.



Max. lifting power of up to 5,555 kg and a hydraulic system with up to 100 l/min oil displacement to a maximum of 6 consumers.



Four-wheel braking system for maximum safety.



Combinations of tyres and wheels to suit every type of application.



Steyr front loader attachment frame and Steyr SF front loader swinging link ex factory.



**YOUR PARTNER  
TO RELY ON  
IF YOU NEED A  
MULTI-ROLE TRACTOR.**



**SIMPLY SIPS FUEL.** The Multi uses turbo diesel engines with common-rail fuel injection, setting new standards in terms of traction, elasticity, economy and environmental compatibility. All engine variants are ultra-modern ECOTECH units. Compared to conventional diesel engines, these deliver more power and consume substantially less fuel. Nitrogen oxide emissions are also reduced by up to 90 percent. At the same time, these engines display their powerful torque and their continuous power output across a broad band of engine speeds. They are also outstandingly reliable.

The transmission with automated shift action was developed specifically to provide tractors with a universal range of applications. It performs all the clutch operations for the driver and shifts automatically into on-road mode. Traction and power output also adapt to suit the prevailing situation. The power of the engine is transmitted to the driveline and PTO with ultimate standards of efficiency. The 4-speed PTO benefits from perfect power distribution for every application. The PTO reaches its maximum power output at an engine speed of just 1,900 rpm. In ECO mode, the PTO speeds of 540E and 1,000E are reached at just 1,500 rpm.

**DRIVES UP TO ULTIMATE PERFORMANCE LEVELS.**





## THE KOMPAKT:

# PRACTICAL, AND PRACTICALLY INDESTRUCTIBLE.

**Our Kompakt models are economical, manoeuvrable and easy to operate. They embody many decades of experience. The spacious cab with excellent visibility and its ergonomic design was derived straight from the larger STEYR tractors.**

The Kompakt class from STEYR is revolutionising the cost-benefit calculation. Equipped with the proven

technology of its larger brethren, these models are ideally suited to virtually all kinds of application. Engines with ratings of 58 to 114 hp and a superlative power-to-weight ratio guarantee optimum efficiency. Their unique manoeuvrability also makes the Kompakt tractors the perfect workhorses for municipal, commercial or forestry work. They combine great versatility with low investment and operating costs.



# ECONOMY IN A COMPACT SHAPE.



Comprehensive municipal equipment for optimum convenience.



EURO III

Robust municipal chassis with EURO III system adapter for safe and versatile attachment of implements.

360°

Superlative 360° all-round visibility.



Ergonomic configuration of the controls.



Air conditioning unit and heating with improved ventilation system.



Powerful headlight system.

ECOTECH  
MEHR LEISTUNG. WENIGER DIESEL.

ECOTECH for more power and less diesel consumption.



The very latest 4-cylinder Common-Rail turbo diesel intercooler engines with power ratings of 58 to 114 hp.



Vast array of transmission variants to suit any application.



Impressive manoeuvrability with the Powershuttle.



Creeper gear group for working speeds of just 126 m/h.

MHR/  
EHR

Mechanical (MHR) or electronic hitch control (EHR). Hydraulic system with oil displacement of up to 64 l/min, max. 5 consumers

EFH

Electronic front hoist control (EFH) with implement strain relief for safe mowing on steep slopes.



Tight turning circle with steering lock of up to 55°.



Low build height of less than 2.5 m\*.



Four-wheel braking system for maximum safety.



Combinations of tyres and wheels to suit every type of application.



600 hours  
Service interval.

\* depending on tyres.



**YOUR PARTNER  
TO RELY ON  
IF YOU NEED TO  
STAY FLEXIBLE.**



**DEPENDABLY ECONOMICAL.** These Common-Rail turbo engines, rated from 58 to 114 hp, are long-lasting and economical. The almost legendary productivity of the Kompakt is an outcome of its inbuilt dependability. For example, the STEYR OptiStop function automatically engages all-wheel drive as soon as both brake pedals are depressed.

**ENJOY THE DRIVE!** A lean engine design, a central driveline and a steering lock of 55 degrees are the reasons why the Kompakt has such a great set of driving and ride characteristics. It has a turning radius of just four metres. Even on tough terrain, it remains easy to control thanks to optimised traction, steering stability and reliable braking characteristics.

**TRANSMISSIONS IN ALL VARIANTS.** Configure the transmission to suit your individual requirements: from a simple, mechanical 12 x 12 transmission – the Kompakt S (optionally with creeper gear and reversing shift) to the 2-fold powershift (24 x 24), Powershuttle and creeper gear (optional).

**GREAT PROSPECTS.** The particularly generous all-round glazing and the roof window on the Kompakt offer you superb visibility over the entire working area. All models are equipped with adjustable worklights which assure excellent visibility under all weather conditions, and also at night.



**STEYR MUNICIPAL FRAME WITH EURO III SYSTEM ADAPTER:**

- Modular layout with integrated tow coupling and removable tabs for implement swivel screw connections
- Robust design, protection against torsional forces
- Up to 6 hydraulic connections
- Can be combined with front loader
- Optional transfer transmission, 3-point front hydraulics and front axle support with level control



# EQUIPMENT FOR UPGRADES.

Our many years of experience and close cooperation with attachment manufacturers enable us to offer optimum and individual solutions for use throughout the year. Snow-clearing, road maintenance, care of public squares, sports facilities, parkland, forestry work and building site operations – with just one STEYR tractor, all of these tasks can be performed simply and efficiently.

**JUST FIT AN ATTACHMENT.** Our municipal frame with EURO III system adapter now features an improved design principle and is tremendously stable. Attachments with big boom widths and high torsion moments can be operated without any problem and in great safety. The standard interface keeps set-up times to a minimum for a vast array of municipal implement attachments. The EURO III system adapter plate is easy and convenient to fit to a front-mounted hydraulic system. This also enables front-mounted implements to be operated with a 3-point attachment.



## GREAT FRONT STRUCTURE.

The STEYR SF and SZ front loaders are perfectly designed for use with our Steyr models. They embody ultimate precision, rapid response characteristics and remarkable ease of handling. All of which delivers a significant boost to productivity.

All models supplied ex-factory for operation with front loaders are equipped with the necessary installation spaces and hydraulic lines. However, it is also possible to retrofit all of our tractors with an SF or an SZ loader.

**CONVENIENT OPERATION.** All the requisite couplings are already factory-fitted. It is easy and convenient to operate the front loader, using the joystick integrated in the armrest.

**EQUIPPED FOR ANY AND EVERY TASK.** Even in very confined spaces, e.g. in the farmyard or in a forest, it is child's play to move backwards and forwards with the front loader. Quick Turn and Powershuttle also help to improve manoeuvrability of the Profi and CVT. Not only that, connecting and disconnecting the loader to the tractor could scarcely be any easier. The hydraulic connections are arranged on a central and readily accessible distributor. This enables the loader to be mounted and removed within a matter of seconds.



1 Joystick for front loader work on the Profi, Profi CVT and CVT.

2 Front loader joystick on the Multi.

3 Front loader 3720 SF for Multi series.

## AN UPLIFTING FEELING

- Wide loader support frame and quick-release adapter plate to simplify the mounting of a front loader attachment
- Optional ex-factory preparation for front loader attachment
- 2 optional electronic central control units
- Intuitive control using a joystick in the armrest
- Perfect visibility to the front
- High-view window, specifically for front loader operations



FRONT LOADER MODELS	Max. lifting capacity (kg)	Max. lifting height for linkage pivot point (mm)	Vertical access loading height for shovel blade parallel/tilted (mm) / (mm)	Tractor minimum / maximum power (HP)
<b>3720 SF*</b>	2,115	3,750	3,350 / 2,720	90 / 120
<b>15 SZ</b>	2,540	3,740	3,530 / 2,690	70 / 110
<b>30 SZ</b>	2,300	4,070	3,860 / 3,010	90 / 120
<b>35 SZ</b>	2,640	4,070	3,860 / 3,010	90 / 140
<b>50 SZ</b>	2,800	4,260	4,050 / 3,210	120 / 180

\* STEYR 3720 SF only available for STEYR MULTI



1



2



3



4 16



5



6



## SUPERLATIVE OPTIONS.

For the specialist requirements of forestry work, STEYR offers a range of made-to-measure auxiliary equipment items. These range from a specialist forestry frame with branch deflector and protective guards for axles, engine and transmission, to worklights and additional headlights to provide optimum illumination. To improve manoeuvrability, STEYR forestry tractors can be equipped with front loaders and shorter swinging link, and special tyres with reinforced forestry rims and valve protection.



### AN OVERVIEW OF SELECTED EQUIPMENT OPTIONS:

- |                                                                                   |                                                                                        |
|-----------------------------------------------------------------------------------|----------------------------------------------------------------------------------------|
| <b>1</b> Municipal tyres NOKIAN TRI2                                              | <b>4</b> Municipal signal beam, heated front and rear windows, heated exterior mirrors |
| <b>2</b> NOKIAN forestry tyres with reinforced forestry rims and valve protection | <b>5</b> Reversible seat* and reversing equipment*                                     |
| <b>3</b> Individual special tyres are possible*                                   | <b>6</b> Various special-purpose attachments, e.g. branch shears*                      |

\* Your dealer will be pleased to advise you.



# STEYR SERVICE IS ALWAYS THERE FOR YOU.

## ALL-ROUND PROTECTION WITH STEYR PREMIUM SERVICE.

Safe operation without downtime periods. With STEYR Premium Service you can call on expert help seven days a week and right around the clock. Our 24-hour emergency service supports you with specialist personnel, products and spare parts, and can be reached on the freefone / toll-free number 00800 7839 7000.



**FINANCING MADE EASY: CNH INDUSTRIAL CAPITAL.** An expert partner is essential when you are financing your STEYR tractor. We recommend CNH Industrial Capital. This agricultural and construction vehicle financing expert can offer you a range of services – from individually tailored loans to leasing and rental offers. CNH Industrial Capital endeavours to find the financing option best suited to your new investments, the requirements of your farm and your financial position. Also, with the proven CNH Industrial Capital cover letter, which provides peace of mind in the event of a machine breakdown and/or related repair costs, you reduce your investment risk and can plan in a more dependable manner.

## OPTIMUM PROTECTION HAS A NAME: STEYR PROTECT.

STEYR PROTECT is a combination of service and warranty services that gives you peace of mind and that saves you money. STEYR PROTECT can be tailored precisely to suit your wishes and needs, and helps you to remain productive in a genuinely long-term way. STEYR PROTECT protects you from high repair costs, it assures you of fixed maintenance costs for up to 5,000 operating hours, and it provides you with total protection for up to five years. There is a choice of three protection packages\*: STEYR PROTECT Gold, Silver and Bronze.

**GOOD SERVICE IS CLOSE BY - YOUR LOCAL STEYR DEALER.** Our tractors are designed for thousands of hours of hard work, and are remarkably easy to maintain and service. You can obtain all the spare parts and service support you need from your STEYR dealer. Your local dealer is also your first point of contact for maintenance and warranty support.



## STEYR GENUINE PARTS:

- 12 months of warranty
- 24-hour delivery + support from technical specialists
- Best price-performance ratio throughout the year

Our genuine parts are manufactured by our engineers to precise specifications, and they are subject to stringent quality inspections to ensure that your vehicles deliver optimum performance. The installation of genuine parts ensures that all the carefully matched mechanical components can operate flawlessly. You can obtain genuine parts directly from your STEYR dealer.

## ///STEYR PROTECT GOLD

- Maintenance contract
- Extended warranty
- Comprehensive insurance

## ///STEYR PROTECT SILVER

- Maintenance contract
- Extended warranty

## ///STEYR PROTECT BRONZE

- Maintenance contract

# MAINTENANCE MADE EASY.



Comfortable tank filling.



Effortless inspection of vee belt.



Checking of oil level and topping up without lifting the bonnet



Continuous cleaning via a Piclon filter ensures that the filter only needs to be maintained when the corresponding warning lamp lights up.



One-section bonnet support by gas struts can be lifted into two positions (45°/90°), even with a front-mounted attachment.

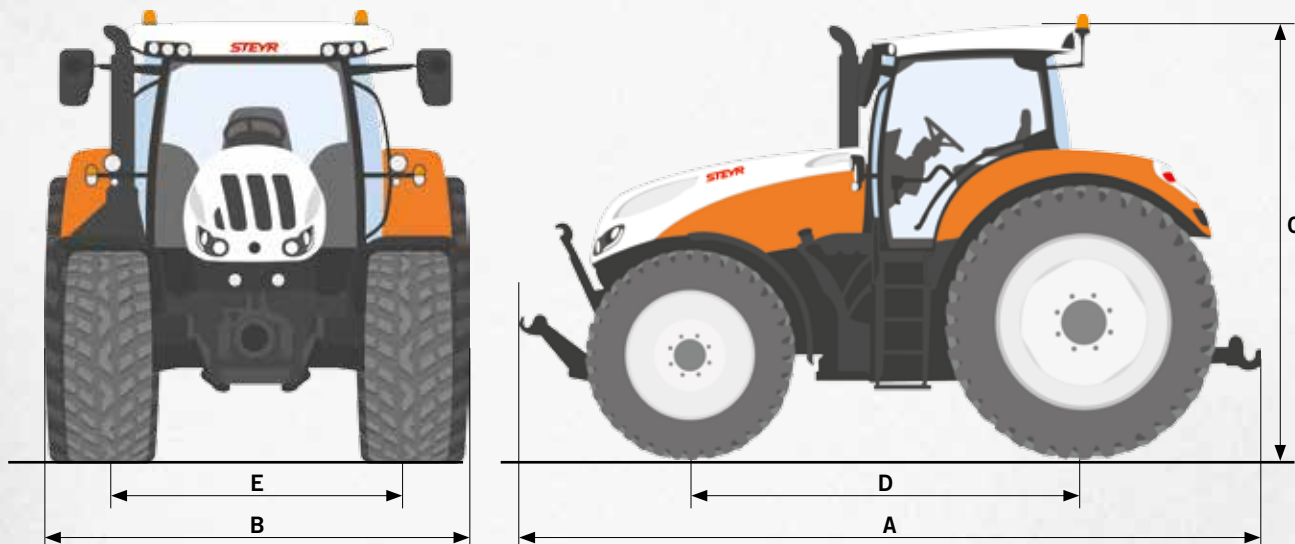


Fast and simple cleaning of the radiator and air-conditioning system.



# THE MEASURE OF ALL THINGS.

## DIMENSIONS: MODEL-SPECIFIC



DIMENSIONS <sup>1)</sup>	TERRUS CVT
A Max. length / B Min. width / C total height [mm]	4,031 / 1,922 / 2,594
D Wheelbase [mm] / E Track width front [mm] rear [mm]	2,132 1,545 – 1,945 1,327 – 1,930

DIMENSIONS <sup>1)</sup>	6150 CVT - 6175 CVT	6185 CVT - 6240 CVT
A Max. length / B Min. width / C total height [mm]	5,316 / 2,476 / 3,026	5,467 / 2,476 / 3,068
D Wheelbase [mm] / E Track width front [mm] rear [mm]	2,789 1,325 – 2,285 1,430 – 2,230	2,884 1,538 – 2,260 1,530 – 2,230


DIMENSIONS <sup>1)</sup>	PROFI CVT / PROFI / PROFI CLASSIC
A Max. length / B Min. width / C total height [mm]	4,556 / 2,470 / 3,025
D Wheelbase [mm] / E Track width front [mm] rear [mm]	2,684 1,580 – 2,256 1,430 – 2,134

DIMENSIONS <sup>1)</sup>	MULTI
A Max. length / B Min. width / C total height [mm]	4,403 / 2,100 / 2,725
D Wheelbase [mm] / E Track width front [mm] rear [mm]	2,420 1,752 1,630

DIMENSIONS <sup>1)</sup>	KOMPAKT
A Max. length / B Min. width / C total height [mm]	4,241 / 1,923 / 2,594
D Wheelbase [mm] / E Track width front [mm] rear [mm]	2,235 1,440-1,948 1,411-1,937

DIMENSIONS <sup>1)</sup>	KOMPAKT S
A Max. length / B Min. width / C total height [mm]	4,031 / 1,922 / 2,594
D Wheelbase [mm] / E Track width front [mm] rear [mm]	2,132 1,545-1,945 1,327-1930

<sup>1)</sup> with standard tyres

MODEL	ENGINE					TRANSMISSION*
	Cylinder/cubic cc [cm³]	Rated power ECE R120 <sup>1)</sup> with Power Plus <sup>2)</sup> [kW/hp] at engine speed [rpm]	Rated power ECE R120 <sup>1)</sup> [kW/hp] at engine speed [rpm]	Max. torque / at engine speed [Nm / rpm]	Fuel tank diesel standard (optional) / AdBlue [l]	
<b>6300 TERRUS CVT</b>	6 / 6,728	■	221 / 300 2,100	1,282 / 1,400	630 (-) / 96	Continuously variable transmission 0-50 km/h ECO or 40 km/ECO
<b>6270 TERRUS CVT</b>	6 / 6,728	■	199 / 271 2,100	1,194 / 1,400	630 (-) / 96	
<b>6240 CVT</b>	6 / 6,728	192 / 260 2,200	177 / 240 2,200	1,100 / 1,500	390 (-) / 48	Continuously variable transmission 0-50 km/h ECO or 40 km/ECO
<b>6220 CVT</b>	6 / 6,728	177 / 240 2,200	162 / 220 2,200	1,000 / 1,500	390 (-) / 48	
<b>6200 CVT</b>	6 / 6,728	165 / 225 2,200	147 / 200 2,200	930 / 1,500	390 (-) / 48	
<b>6185 CVT</b>	6 / 6,728	151 / 205 2,200	132 / 180 2,200	840 / 1,500	390 (-) / 48	
<b>6175 CVT</b>	6 / 6,728	151 / 205 2,200	132 / 180 2,200	770 / 1,500	330 (-) / 48	
<b>6165 CVT</b>	6 / 6,728	140 / 190 2,200	121 / 165 2,200	770 / 1,500	330 (-) / 48	
<b>6150 CVT</b>	6 / 6,728	129 / 175 2,200	110 / 150 2,200	700 / 1,500	330 (-) / 48	
<b>4145 PROFI CVT</b>	4 / 4,485	118 / 160 2,200	107 / 145 2,200	650 / 1,500	198 (230) / 39.5	Continuously variable transmission 0-50 km/h ECO or 40 km/ECO
<b>4135 PROFI CVT</b>	4 / 4,485	114 / 155 2,200	99 / 135 2,200	605 / 1,500	198 (230) / 39.5	
<b>4125 PROFI CVT</b>	4 / 4,485	103 / 140 2,200	92 / 125 2,200	560 / 1,500	198 (230) / 39.5	
<b>4115 PROFI CVT</b>	4 / 4,485	96 / 131 2,200	85 / 116 2,200	528 / 1,500	198 (230) / 39.5	
<b>6145 PROFI</b>	6 / 6,728	121 / 165 2,200	107 / 145 2,200	650 / 1,500	198 (230) / 39.5	4-stage powershift transmission with 16 forward and 16 reverse gears with Powershuttle  Optional: 4-stage powershift transmission with 32 forward and 32 reverse gears with Powershuttle and creeper gear or 4-stage powershift transmission with 17 forward and 16 reverse gears with Powershuttle, 40 km/h Economy or 50 km/h
<b>4145 PROFI</b>	4 / 4,485	118 / 160 2,200	107 / 145 2,200	650 / 1,500	198 (230) / 39.5	
<b>4135 PROFI</b>	4 / 4,485	114 / 155 2,200	99 / 135 2,200	605 / 1,500	198 (230) / 39.5	
<b>4125 PROFI</b>	4 / 4,485	103 / 140 2,200	92 / 125 2,200	560 / 1,500	198 (230) / 39.5	
<b>4115 PROFI</b>	4 / 4,485	96 / 131 2,200	85 / 116 2,200	528 / 1,500	198 (230) / 39.5	
<b>6145 PROFI CLASSIC</b>	6 / 6,728	121 / 165 2,200	107 / 145 2,200	650 / 1,500	198 (230) / 39.5	4-stage powershift transmission with 16 forward and 16 reverse gears with Powershuttle  Optional: 4-stage powershift transmission with 32 forward and 32 reverse gears with Powershuttle and creeper gear or 4-stage powershift transmission with 17 forward and 16 reverse gears with Powershuttle, 40 km/h Economy or 50 km/h
<b>4145 PROFI CLASSIC</b>	4 / 4,485	118 / 160 2,200	107 / 145 2,200	650 / 1,500	198 (230) / 39.5	
<b>4135 PROFI CLASSIC</b>	4 / 4,485	114 / 155 2,200	99 / 135 2,200	605 / 1,500	198 (230) / 39.5	
<b>4125 PROFI CLASSIC</b>	4 / 4,485	103 / 140 2,200	92 / 125 2,200	560 / 1,500	198 (230) / 39.5	
<b>4115 PROFI CLASSIC</b>	4 / 4,485	96 / 131 2,200	85 / 116 2,200	528 / 1,500	198 (230) / 39.5	
<b>4120 MULTI</b>	4 / 3,400	■	86 / 117 2,200	491 / 1,500	150 (-) / 14	Automated 4-stage powershift transmission with 32 forward and 32 reverse gears with Powershuttle, 40 km/h Economy at 1,750 rpm
<b>4110 MULTI</b>	4 / 3,400	■	79 / 107 2,200	468 / 1,500	150 (-) / 14	
<b>4100 MULTI</b>	4 / 3,400	■	73 / 99 2,200	430 / 1,500	150 (-) / 14	
<b>4115 KOMPAKT</b>	4 / 3,400	■	84 / 114 2,300	457 / 1,500	115 (-) / -	Synchronesh transmission with 12 forward and 12 reverse gears with Synchroshuttle 40 km/h  Optional: Synchronesh transmission with 12 forward and 12 reverse gears with Powershuttle 40 km/h or Synchronesh transmission with 20 forward and 20 reverse gears with creeper gear and Synchroshuttle or Powershuttle or 2-stage powershift transmission with 24 forward and 24 reverse gears with Powershuttle, 40 km/h Economy or 2-stage powershift transmission with 40 forward and 40 reverse gears with creeper gear and Powershuttle 40 km/h or Synchronesh transmission with mechan. Split shift with 24 forward and 24 reverse gears with reversing shift or with Powershuttle
<b>4105 KOMPAKT</b>	4 / 3,400	■	79 / 107 2,300	444 / 1,500	115 (-) / -	
<b>4095 KOMPAKT</b>	4 / 3,400	■	73 / 99 2,300	407 / 1,500	115 (-) / -	
<b>4085 KOMPAKT</b>	4 / 3,400	■	63 / 86 2,300	351 / 1,500	115 (-) / -	
<b>4075 KOMPAKT</b>	4 / 3,400	■	55 / 75 2,300	309 / 1,500	115 (-) / -	
<b>4065 COMPACT S</b>	4 / 3,400	■	48 / 65 2,300	275 / 1,500	90 (-) / -	Synchronesh transmission with 12 forward and 12 reverse gears with Synchroshuttle 40 km/h  Optional: Synchronesh transmission with 12 forward and 12 reverse gears with Powershuttle, 40 km/h or synchronesh transmission with 20 forward and 20 reverse gears with creeper gear and Synchroshuttle or Powershuttle
<b>4055 KOMPAKT S</b>	4 / 3,400	■	43 / 58 2,300	244 / 1,500	90 (-) / -	

PTO		HYDRAULICS		WEIGHT	TYRES <sup>3)</sup>
Rear PTO speed [rpm]	Front PTO speed* [rpm]	Max. lifting capacity Rear hitch [kg]	Max. lifting capacity front hitch [kg]	Min. weight [kg]* / permitted GVW [kg]	
540/540E/1,000/1,000E	1,000/1,000E	11,058	5,821	10,500 / 16,000	<b>Municipal tyres:</b> NOKIAN TRI 2 front: 540/65 R30 / rear: 650/65 R42 <b>Forestry tyres:</b> NOKIAN FOREST KING T front: 540/70 - 30 / rear: 650/75 - 38
540E/1.0000 or 1,000/1,000E or 540/540E/1,000/1,000E	1,000	10,463	3,785	6,950 / 13,000	<b>Municipal tyres:</b> NOKIAN TRI 2 front: 440/80 R28 rear: 540/80 R38  Optional: NOKIAN TRI front: 540/65 R30 rear: 650/65 R42 <b>Forestry tyres:</b> NOKIAN FR FOREST MULTIPLUS front: 540/65 R28 rear: 650/65 R38
				6,950 / 13,000	
				6,950 / 13,000	
				6,950 / 13,000	
540/540E/1,000 or 540E/1.000/1.000E	1,000	8,257	3,568	6,480 / 11,500	
				6,480 / 11,500	
				6,480 / 11,500	
540/540E/1,000 or 540E/1.000/1.000E	1,000	7,864	3,100	4,890 / 10,500	<b>Municipal tyres:</b> NOKIAN TRI 2 front: 400/80 R28 rear: 480/80 R38 <b>Forestry tyres:</b> NOKIAN FOREST MULTIPLUS front: 500/65 R28 rear: 600/65 R38
				4,890 / 10,500	
				4,890 / 10,500	
				4,890 / 10,500	
540/540E/1,000 or 540E/1.000/1.000E	1,000	7,864	3,100	5,020 / 10,500	<b>Municipal tyres:</b> NOKIAN TRI 2 front: 400/80 R28 rear: 480/80 R38 <b>Forestry tyres:</b> NOKIAN FOREST MULTIPLUS front: 500/65 R28 rear: 600/65 R38
				4,890 / 10,500	
				4,890 / 10,500	
				4,890 / 10,500	
				4,890 / 10,500	
540/540E/1,000 or 540E/1.000/1.000E	1,000	7,115 / 7,864	2,800 / 3,100	5,020 / 9,500	<b>Municipal tyres:</b> NOKIAN TRI 2 front: 400/80 R28 rear: 480/80 R38 <b>Forestry tyres:</b> NOKIAN FOREST MULTIPLUS front: 500/65 R28 rear: 600/65 R38
				4,890 / 9,500	
				4,890 / 9,500	
				4,890 / 9,500	
				4,890 / 9,500	
540/540E/1,000/1,000E	1,000	5,555	1,985	4,500 / 8,000	<b>Municipal tyres:</b> NOKIAN TRI 2 front: 400/80 R24 rear: 480/80 R34 <b>Forestry tyres:</b> NOKIAN FOREST MULTIPLUS front: 500/65 R24 rear: 600/65 R34
				4,500 / 8,000	
				4,500 / 8,000	
540 or 540/540E or 540/1,000 or 540E/1,000	1,000	3,700	1,670	3,600 / 6,000	<b>Municipal tyres:</b> NOKIAN TRI 2 front: 360/80 R20 rear: 440/80 R30 <b>Lawn tyres:</b> TRELLEBORG T404 front: 400/55-22,5 rear: 600/55-26,5
				3,600 / 6,000	
				3,600 / 6,000	
				3,600 / 6,000	
				3,600 / 6,000	
540 or 540/540E	—	2,500	—	2,280 / 4,500	<b>Municipal tyres:</b> ALLIANCE 550 front: 360/80 R20 / rear: 440/80 R30 <b>Lawn tyres:</b> TRELLEBORG T404 front: 400/55-22,5 / rear: 600/55-26,5
				2,280 / 4,500	

ing on country-specific regulations and specifications <sup>1)</sup> ECE R120 complies with ISO 14396 and 97/68EC <sup>2)</sup> Power Plus is available on the basis of defined prerequisites for transport operations and PTO operations <sup>3)</sup> Other tyres available as cost options on request

a partner company of

**STEYR**  
TRAKTOREN

**steyr-traktoren.com**  
**facebook.com/steyrtraktoren**

We want you to be safe. Before using this vehicle, please read the Operating Manual and become familiar with the use of each of the controls. Note the contents of the instruction panels and use the safety equipment for your own personal safety. This brochure is intended for use internationally. The availability of a few models and of standard and special equipment items may vary from one country to another. STEYR reserves the right at any time and without prior announcement to make changes to the design and technical version without this in any way obliging STEYR to transfer these to units already sold.

Details, descriptions and pictorial material reflect the current status at the date of publication, but can be amended without prior announcement and at any time. Pictorial materials may show certain national versions, items of special equipment as well as non-complete standard versions.

SM / 09.16 / Printed in Austria – Cod. n. 16S8001COMING – [www.STEYR-traktoren.com](http://www.STEYR-traktoren.com)

